

INDEX

PART NAME	GROUP NUMBER	PART NAME	GROUP NUMBER
J		P - cont'd.	
Joint (trans. column shift rod ball)	7A134	Pin (trans. parking pawl toggle)	7A119
K		Pin (trans. parking pawl toggle lever)	7A244
Key (trans. control selector lock blank)	7E327	7A295	
KIT - refer to appropriate noun name For example		Pin (trans. parking pawl toggle link)	7-7318
Lever & piston kit (trans. rear servo)	7A169	7E415	
Knob (trans. shift lever)	7213	Pin (trans. parking pawl torsion spring lever)	7-7308
		Pin (trans. rear band actuating lever shaft)	7-7356
		Pin (trans. reverse gear shift relay lever)	7K024
		Pin (trans. throttle control valve)	7A380
		Pin (trans. throttle pressure booster)	7D375
L		Piston (trans. front band servo release)	7366
Lever (trans. accelerator kickdown)	7A394	Piston (trans. front clutch)	7A262
Lever (trans. column mounted gearshift)	7210	Piston (trans. forward clutch)	7A262
Lever (trans. downshift detent inner)	7D261	Piston (trans. intermediate servo)	7D021-2
Lever (trans. floor mounted gearshift)	7210	7A260	
Lever (trans. front band servo actuating)	7330	Piston (trans. rear servo accumulator)	7E216
Lever (trans. intermediate band servo)	7330	Piston (trans. rear band servo)	7A266
Lever (trans. manual control valve detent)	7A115	Piston (trans. rear clutch)	7-7514
Lever (trans. parking pawl)	7A117	Piston (trans. reverse clutch)	7D402
Lever (trans. parking pawl toggle)	7A121	Piston Assy. (trans. intermediate band servo)	7D021
Lever (trans. rear band servo actuating)	7A169	Piston Assy. (trans. rear clutch)	7D157
Lever (trans. reverse gearshift)	7K002	Piston & pin Assy. (trans. front band servo)	7A164
Lever (trans. selector neutral switch)	7B097	Piston & seal Assy. (trans. reverse band servo)	7D189
Lever (trans. throttle control inner)	7-7283	Piston & stop kit (trans. rear band)	7E216
Lever Assy. (trans. downshift control)	7A394	Planet (trans. forward)	7A398
Lever Assy. (trans. downshift detent)	7D261	Planet Assy. (trans. reverse)	7D006
Lever Assy. (trans. manual control)	7A256		
Lever & piston kit (trans. rear servo)	7A169	Plate (trans. clutch external spline)	7B442
Lever & bracket (trans. kickdown control)	7A372	Plate (trans. clutch internal & external spline)	7B164
Link (trans. control shaft adjusting)	7B108	Plate (trans. clutch pressure)	7B066
Link (trans. parking pawl toggle)	7-7316	Plate (trans. column shift mounting)	7E046
Link (trans. parking pawl toggle operating lever)	7C495	Plate (trans. console shift selector opening cover)	7E169
Link Assy. (trans. accelerator kickdown shaft adjusting)	7B108	Plate (trans. console shift selector lever opening floor pan cover)	7C309
		Plate (trans. control selector lever guide)	7C499
		Plate (trans. eng. rear)	7007
M		Plate (trans. floor pan gear shift lever opening cover)	7E233, 7C309
Main control Assy. (trans.)	7A100	Plate (trans. front clutch external spline)	7-7573
Mask (trans. console shift selector indicator dial)	7B052	Plate (trans. gear shift pattern)	7B052
		Plate (trans. main control cover & lower valve body separating)	7734
		Plate (trans. main control lower valve body)	7729
P		Plate (trans. main control separating)	7A008
Pan Assy. (trans. oil)	7A194	Plate (trans. main control upper valve body front)	7A396
Pawl (trans. console shift selector lever)	7C441-2	Plate (trans. main control upper valve body rear)	7A393
Pawl (trans. gearshift crossover)	7E341	Plate (trans. main control valve Assy. side)	7-7739
Pawl (trans. parking)	7A441	Plate (trans. main control valve body separating)	7A008
Pin (trans. front band anchor)	7-7377	Plate (trans. oil pressure regulator body separating)	7A142
Pin (trans. front band servo piston guide)	7A163	Plate (trans. parking rod guide)	7D419
Pin (trans. parking pawl)	7-7312	Plate (trans. parking rod support)	7D414

INDEX

PART NAME	GROUP NUMBER
P - cont'd.	
Plate (trans. rear clutch pressure)	7B437
Plate (trans. selector lever opening)	7E233
Plate (trans. shift control mounting)	7E046
Plate (trans. throttle pressure booster stop)	7E336
Plug (trans. control selector lock)	7E328
Plug (trans. shift control adjusting hole)	7C147
Plunger (trans. manual control valve detent)	7-7607
Plunger (trans. manual valve detent)	7D069
Pump (trans. front oil)	7A103
Pump (trans. rear oil)	7A149
Pump overhaul kit (trans. front)	7C222

R

Race (trans. converter stator clutch inner)	7946
Race (trans. converter stator clutch outer)	7947
Race (trans. front clutch sun gear thrust bearing)	7-7549
Race (trans. output shaft thrust)	7A387
Race (trans. overrunning clutch inner)	7D171
Race (trans. overrunning clutch outer)	7B456
Race (trans. primary sun gear thrust)	7D235-6
Race (trans. sun gear thrust bearing)	7-7549
	7D235-6
Regulator (trans. oil pressure)	7A139
Retainer (trans. clutch piston spring)	7A527
Retainer (trans. column shift selector lever plunger)	7A347
Retainer (trans. column shift selector lever socket)	7E083
Retainer (trans. console shift lever guide plate)	7C448
Retainer (trans. console shift selector lever pawl)	7C443
Retainer (trans. control selector bezel)	7E150
Retainer (trans. control selector dial)	7D462
Retainer (trans. governor primary spring)	7A190
Retainer (trans. governor secondary valve spring)	7D218
Retainer (trans. kickdown lever spring)	7C176
Retainer (trans. oil pressure regulator main control valve)	7A478
Retainer (trans. overrunning clutch spring)	7D191
Retainer (trans. parking pawl toggle lever pin)	7-7326
Retainer (trans. parking pawl toggle return spring)	7-7323
Retainer (trans. rear band servo spring)	7E264
Retainer (trans. reverse clutch piston ball check)	7E080
Retainer (trans. reverse clutch spring)	7D406
Retainer (trans. selector indicator cable)	7E299
	7E300
Retainer (trans. socket extension)	7E083
Retainer (trans. third-second coasting orifice control valve spring)	7194

PART NAME	GROUP NUMBER
R - cont'd.	
Retainer (trans. throttle pressure booster stop plate & screw)	7E396
Ring (trans. front clutch piston disc spring)	7-7563
Ring (trans. forward clutch piston spring pressure)	7D256
Ring (trans. governor housing seal)	7D011
Rod (trans. column shift selector bellcrank lever to trans.)	7A024
Rod (trans. floor shift selector lock control)	7E330
Rod (trans. gear selector valve)	7C389
Rod (trans. gear shift)	7326
Rod (trans. gear shift housing selector)	7E148
Rod (trans. intermediate band servo piston)	7D023
Rod (trans. kickdown control shaft)	7A187
Rod (trans. manual control selector connecting)	7326
Rod (trans. manual control valve)	7326
	7C389
Rod (trans. manual control detent lever)	7-7322
Rod (trans. parking lever actuating)	7A232
Rod (trans. parking pawl actuating)	7D411
Rod (trans. parking pawl toggle)	7A232
Rod (trans. parking pawl toggle lever)	7-7322
Rod (trans. reverse band servo)	7D190
Rod (trans. throttle control valve)	7A380
Roller (trans. overrunning clutch)	7190
Roller (trans. converter stator clutch)	7A813,
	7190
Roller (trans. planetary clutch)	7C366
Roller (trans. rear clutch sun gear)	7-7507
Roller (trans. rear clutch sun gear front bearing)	7C458
Roller assy. (trans. console shift selector lever lock)	7D328

S

Screen (trans. main control pump inlet)	7E387
Screen (trans. oil pan)	7A098
Screen assy. (trans. governor)	7E242
Screw (trans. band adjusting intermediate & reverse)	7C492
Screw (trans. front band adjusting)	7A178
Screw (trans. rear band adjusting)	7A178
Screw (trans. reverse band adjusting)	7A178
Seal (trans. clutch piston inner)	7A294
Seal (trans. clutch piston oil inner)	7C099
Seal (trans. clutch piston outer oil)	7A548
Seal (trans. control selector dial)	7D351
Seal (trans. control selector housing)	7C370
Seal (trans. control selector tube)	7C102
Seal (trans. downshift control lever oil)	7-7265-8

INDEX

PART NAME	GROUP NUMBER	PART NAME	GROUP NUMBER
S - cont'd.		S	
Seal (trans. extension housing oil)	7052	Shaft (input)	7017
Seal (trans. forward clutch cylinder)	7D019	Shaft (trans. & transfer case output)	7061
Seal (trans. front & rear clutch piston inner oil)	7C099	Shaft (trans. console shift selector lever support)	7241
Seal (trans. front band servo piston oil)	7C050, 7C098, 7A294	Shaft (trans. front band servo actuating lever)	7A165
Seal (trans. front band servo release piston oil)	7A293	Shaft (trans. gearshift)	7240
Seal (trans. front clutch cylinder oil)	7C328	Shaft (trans. input)	7015-7
Seal (trans. front clutch piston oil)	7A548	Shaft (trans. intermediate band actuating lever)	7D433
Seal (trans. front clutch sun gear oil)	7-7542	Shaft (trans. parking pawl)	7D071
Seal (trans. front clutch sun gear rear oil)	7-7543	Shaft (trans. parking plate)	7D418
Seal (trans. front pump oil)	7A248	Shaft (trans. rear band servo actuating lever)	7A171
		Shaft (trans. reverse idler gear)	7140
		Shaft assy. (trans. & transfer case input)	7015, 7017
Seal (trans. input & output shaft oil)	7A011	Shaft assy. (trans. kickdown control rod)	7A185
Seal (trans. intermediate band servo piston)	7D024-5	Shaft assy. (trans. output)	7060
Seal (trans. intermediate brake drum)	7D025		
		Shell (trans. input)	7D064
Seal (trans. manual control lever oil)	7B498	Shield (trans. column shift control selector indicator lamp)	7E285
Seal (trans. oil distributor sleeve)	7D019	Shield (trans. console shift selector housing)	7E271
Seal (trans. output shaft oil)	7A011	Shield (trans. shift selector indicator)	7E130
Seal (trans. primary sun gear oil)	7C169		
		Sleeve (trans. control selector plunger)	7B079
Seal (trans. rear band servo piston)	7D040, 7A294, 7423	Sleeve (trans. converter reactor journal)	7D345
Seal (trans. rear band servo piston cover)	7D040	Sleeve (trans. governor oil distributor)	7A168
Seal (trans. rear band servo piston oil)	7A294	Sleeve (trans. main oil pressure booster)	7D002
Seal (trans. rear clutch cylinder oil)	7C099	Sleeve (trans. oil distributor)	7C232
Seal (trans. rear clutch piston)	7E212	Sleeve (trans. output shaft)	7063
Seal (trans. rear clutch piston inner)	7C099, 7E212	Sleeve (trans. output shaft oil)	7-7063
Seal (trans. rear clutch piston outer oil)	7C051		
Seal (trans. rear oil pump outlet)	7-7860	Slide (trans. console shift selector dial)	7C445
Seal (trans. rear oil pump outlet tube oil)	7-7868	Slide & indicator assy. (trans. console shift selector dial)	7C444
Seal (trans. rear pump inlet tube oil)	7C329		
Seal (trans. rear servo piston oil)	7423	Snap ring (trans. & transfer case)	7026, 7030, 7059, 7064, 7070, 7109, 7C122, 7D176, 7654, 7666, 7666-7, 7672
Seal (trans. reverse clutch cylinder)	7D020	Snap ring (trans. clutch pressure plate retaining)	7A577
Seal (trans. reverse clutch piston inner)	7A294, 7D404	Snap ring (trans. converter stator retaining)	7945
Seal (trans. reverse clutch piston outer)	7D403, 7A548	Snap ring (trans. front band servo piston guide to servo)	7-7366
Seal (trans. selector tube)	7C102	Snap ring (trans. front clutch disc spring retaining)	7-7567
Seal (trans. servo piston cover)	7D024	Snap ring (trans. governor)	7-7136, 7E253
Seal (trans. throttle control lever oil)	7-7265		
Seat (trans. main control rear pump check valve)	7A129		
Seat (trans. oil pressure regulator valve spring)	7C062		
Seat (trans. rear clutch piston spring)	7-7516		
Servo repair kit (trans. front)	7A135		

INDEX

PART NAME	GROUP NUMBER	PART NAME	GROUP NUMBER
S - cont'd.		S - cont'd.	
Snap ring (trans. input shaft to front clutch cylinder retaining)	7-7523	Spring (trans. rear band servo piston)	7-7415, 7D474
Snap ring (trans. rear band servo piston)	7-7417	Spring (trans. rear clutch piston)	7A480
Snap ring (trans. rear clutch piston spring retaining)	7-7517	Spring (trans. rear clutch pressure)	7E085
Snap ring (trans. rear clutch pressure plate retainer)	7D483	Spring (trans. reverse band servo)	7D031
Snap ring kit (trans. input bearing)	7160	Spring (trans. reverse clutch piston return)	7D405
Socket (trans. column shift selection lever)	7228	Spring (trans. selector lever reverse lockout return)	7C300
Spacer (trans. column shift selector connecting rod adjustment)	7323	Spring (trans. throttle modulator valve)	7A286
Spacer (trans. gearshift control arm)	7336	Spring & retainer kit (trans. reverse clutch)	7A480
Spacer (trans. oil pressure regulator valve)	7470	Stator assy. (trans. converter)	7932
Spacer (trans. reverse band servo rod)	7D300	Stop (trans. band adjusting intermediate & reverse)	7C492
Spacer (trans. throttle pressure valve secondary)	7D227	Stop (trans. control selector shaft to accelerator bellcrank)	7C168
Spacer (trans. tube)	7115	Stop (trans. rear band adjustment inner)	7E284
Spring (trans. column shift selector stop)	7293	Strut (trans. front band actuating)	7A158
Spring (trans. console shift selector)	7E114	Strut (trans. front band anchor)	7E243
Spring (trans. console shift selector lever button return)	7C491	Strut (trans. intermediate band anchor)	7D430
Spring (trans. console shift selector lever parking lock)	7C490	Strut (trans. intermediate brake band)	7D029
Spring (trans. control selector pivot)	7E196	Strut (trans. rear band actuating)	7A172
Spring (trans. control selector tube & arm torsion)	7379	Strut (trans. rear band anchor)	7A175
Spring (trans. converter stator clutch)	7A814	Strut (trans. reverse band anchor)	7A175
Spring (trans. direct drive clutch piston)	7B488	Stud (trans. column shift selector bellcrank mounting)	7A026
Spring (trans. forward clutch piston disc)	7B070	Stud (trans. control selector connecting rod adjusting)	7B415
Spring (trans. front band servo piston retracting)	7A003	Stud (trans. converter drive)	7964
Spring (trans. front clutch piston disc)	7B070	Stud (trans. gearshift connecting rod adjustment)	7B415
Spring (trans. intermediate band servo piston)	7D028	Support (trans. converter stator)	7A108
Spring (trans. kickdown control shaft retracting)	7B146	Support (trans. front pump)	7A108
Spring (trans. main control rear pump check valve)	7A128	Support (trans. planetary gears)	7A130
Spring (trans. manual control valve detent lever)	7A261, 7-7276	Support (trans. rear)	7A383
Spring (trans. manual valve detent)	7E332	Switch (trans. control selector neutral)	7A247
Spring kit (trans. main oil pressure regulator valve)	7A270	Switch assy. (trans. spark control)	7E440
Spring (trans. oil pressure regulator)	7-7465	T	
Spring (trans. oil pressure regulator front check valve)	7A205	Transmission	7003
Spring (trans. oil pressure regulator valve)	7D160	Transmission assy. (including converter)	7000
Spring (trans. overrunning clutch)	7D170	Tube (eng. to trans. vacuum front or rear)	7B094-5
Spring (trans. parking pawl return)	7D070	Tube (eng. to trans. vacuum)	7B084, 7B094
Spring (trans. parking pawl toggle return)	7E416	Tube (trans. breather)	7A246, 7034
Spring (trans. parking plate torsion)	7D417	Tube (trans. clutch & governor oil distributor)	7A170
Spring (trans. rear band servo accumulator)	7-7369		

HOW TO IDENTIFY AUTOMATIC TRANSMISSION PARTS

A. USE THE TRANSMISSION IDENTIFICATION TAG

1. Each transmission is identified by a number stamped directly on the transmission case or appearing on a metal tag or plate attached to the case.
2. Refer to Page 2 of this section for the illustrations showing the locations of the Service Identification numbers.
3. Each basic transmission type is identified by several numbers which reflect the different model years or the significant changes made within the same model years.
4. A guide listing the transmission identification numbers in numerical and alphabetical sequence by identification number appears on Pages 3, 4 & 5 of this section. When the transmission identification number is known, refer to this guide for the transmission type, year, parts list and illustration section.
5. Three basic types of automatic transmissions have been used as optional equipment for 1965 and subsequent model years.

<u>DESCRIPTION and TYPE</u>	<u>CATALOG IDENTIFICATION</u>	<u>PARTS LISTS SECTION</u>	<u>YEARS</u>
Cruise-O-Matic 3 speed			
Model (FX)-light duty	C/M (FX)	A70.3	1965/67
Model (FMX)-medium duty	C/M (FMX)	A70.3	1968/
Model (MX)-heavy duty	C/M (MX)	A70.3	1965/68
Automatic 3 speed dual range			
Model (XP)	C4	A70.4	1965/
Automatic 3 speed dual range			
Model (XPL)	C6	A70.5	1966/

6. How transmission tag information is listed in the catalog.
 - a. If the same part is used on all PEB transmissions (PEB-A, PEB-B, PEB-C), the description area of the catalog will show "Used on #PEB".
If a different part is used on PEB-A transmission than on PEB-B transmission, the description area of the catalog will restrict each part, i.e. "Used on #PEB-A, "Used on #PEB-B" etc.
 - b. If the same part is used on PEB-D1 & PEB-D2 transmissions, the description area of the catalog will show "Used on #PEB-D".
If a different part is used on PEB-D1 transmission than on PEB-D2 transmission, the description area will restrict each part, i.e. "Used on #PEB-D1, "Used on #PEB-D2".
 - c. If a different part is used on a PEB-D transmission than on the PEB-D1 transmission, the description area of the catalog on the PEB-D part will warn the reader of the existence of the other part, i.e. "Used with #PEB-D (See also D0AZ 7153-A for #PEB-D1)".

B. USE THE APPLICATION CHART

Automatic transmissions and their related parts can also be identified by year, model, engine, etc., in the Transmission Application Chart beginning on Page 5 of this section.

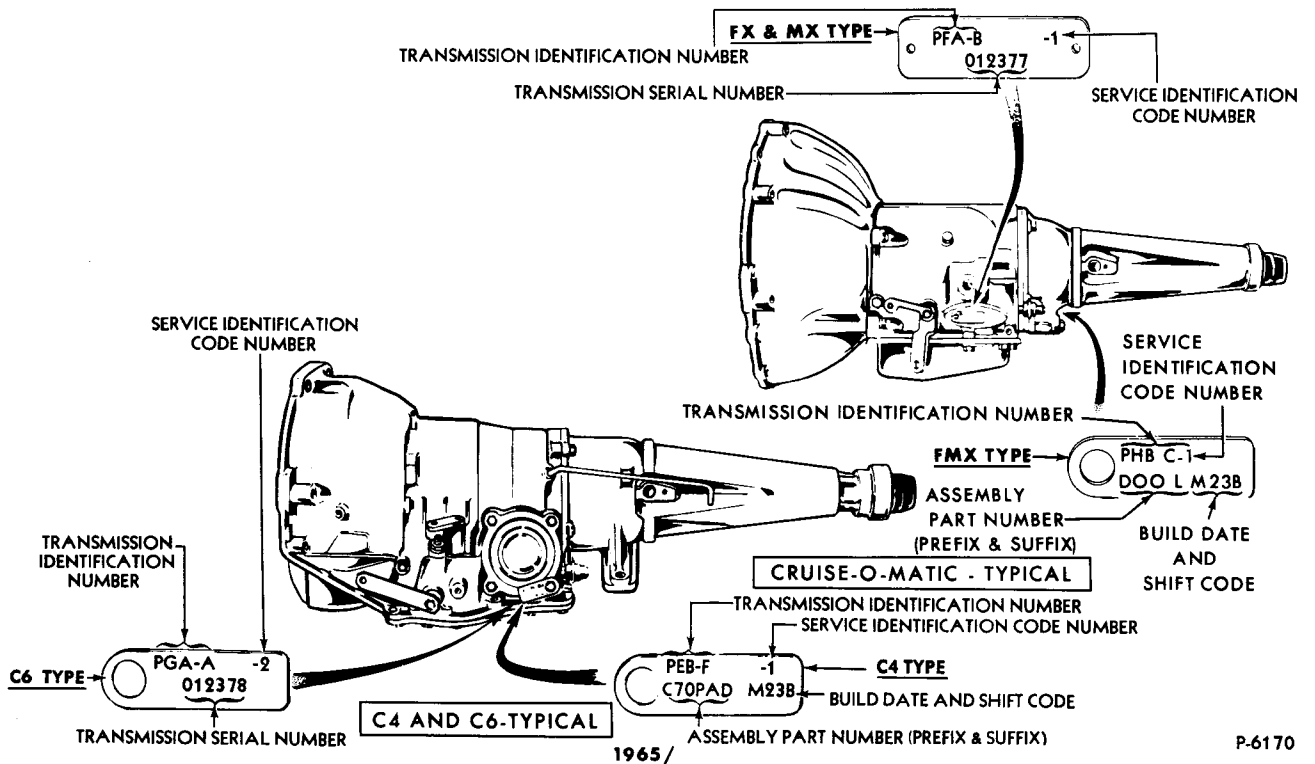
C. USE AVAILABLE ILLUSTRATIONS

Automatic transmission illustrations are shown in several sections of the Illustration Catalog, Form AF 7635-B as indicated below.

	<u>ILLUSTRATION SECTION</u>	
Transmission assemblies	A70.3 thru A70.5	
Transmission oil cooling system and vacuum advance system	A71	
Shift control mechanisms.	Column mounted	A72
	Floor or console mounted	A72.1
Steering column w/o shift mechanism	35	
Transmission kickdown and accelerator linkage mechanisms	97	
Console mounted parts related to shift control mechanisms	042	

D. HOW TRANSMISSION PARTS ARE CATALOGED

1. Parts directly related to the operation of the transmission assembly, such as, case, extension housing, gear train, etc., are listed in parts lists sections A70.3, A70.4, & A70.5.
2. Parts not directly, but functionally related to the operation of the transmission assembly, such as, control selector mechanisms, oil cooling systems, etc., are listed in sections A71 thru A74.



P-6170

AUTOMATIC TRANSMISSION IDENTIFICATION TAGS

TRANSMISSION IDENTIFICATION CHART

IDENTIFICATION	TYPE	YEAR	PARTS LIST SECTION	ILLUS. SEC.	IDENTIFICATION	TYPE	YEAR	PARTS LIST SECTION	ILLUS. SEC.
PCD-AA	FX	65/66	A70.3	A70.2	PEB-A, A1	C4	67	A70.4	A70.4
PCD-AB, AC	FX	66	A70.3	A70.2	PEB-A2	C4	68	A70.4	A70.4
PCD-S, T, W, Y	FX	65	A70.3	A70.2	PEB-B	C4	67	A70.4	A70.4
PCD-U, V	FX	65	A70.3	A70.2	PEB-B1	C4	68/69	A70.4	A70.4
PCD-Z	FX	65/66	A70.3	A70.2	PEB-B2	C4	69	A70.4	A70.4
PCE-BB, BC, BD	MX	65	A70.3	A70.2	PEB-B3	C4	70	A70.4	A70.4
PCE-BE, BF	MX	65	A70.3	A70.2	PEB-C, C1	C4	67	A70.4	A70.4
PCE-BJ, BK, BL	MX	65/66	A70.3	A70.2	PEB-C2	C4	68/69	A70.4	A70.4
PCE-BM, BM1	MX	65	A70.3	A70.2	PEB-C3	C4	70	A70.4	A70.4
PCE-BN, BN1	MX	65	A70.3	A70.2	PEB-D	C4	70/	A70.4	A70.4
PCE-BR, BS, BT	MX	66	A70.3	A70.2	PEB-D2	C4	71	A70.4	A70.4
PCE-BU, BV	MX	65	A70.3	A70.2	PEB-D3, D4	C4	71/	A70.4	A70.4
PCE-BW, BY	MX	66	A70.3	A70.2	PEB-D5	C4	72	A70.4	A70.4
PCS-C, C1	C4	65	A70.4	A70.4	PEB-E	C4	67	A70.4	A70.4
PCS-E, F, G	C4	65	A70.4	A70.4	PEB-E1	C4	68	A70.4	A70.4
PCS-J, M	C4	65	A70.4	A70.4	PEB-F, F1	C4	67	A70.4	A70.4
PCS-V, W, Y, Z	C4	66	A70.4	A70.4	PEB-F2	C4	68	A70.4	A70.4
PCS-AA	C4	66	A70.4	A70.4	PEB-H	C4	71	A70.4	A70.4
PCT-J1, J2	FX	65	A70.3	A70.2	PEB-H1, H2	C4	71/	A70.4	A70.4
PCT-J3	FX	65/66	A70.3	A70.2	PEB-H3	C4	72	A70.4	A70.4
PCT-K	FX	66	A70.3	A70.2	PEE-B	C4	67	A70.4	A70.4
PCV-B	C4	65	A70.4	A70.4	PEE-C	C4	67	A70.4	A70.4
PCV-E	C4	66	A70.4	A70.4	PEE-C1	C4	68	A70.4	A70.4
PCW-BA	C4	66	A70.4	A70.4	PEE-D, D1	C4	67	A70.4	A70.4
PCW-G, G1	C4	65	A70.4	A70.4	PEE-E, E1	C4	67	A70.4	A70.4
PCW-H, H1	C4	65	A70.4	A70.4	PEE-H, H1	C4	67	A70.4	A70.4
PCW-J	C4	65	A70.4	A70.4	PEE-H2	C4	68	A70.4	A70.4
PCW-M, R, S	C4	65	A70.4	A70.4	PEE-J, J1	C4	67	A70.4	A70.4
PCW-V, V1	C4	65	A70.4	A70.4	PEE-K	C4	67	A70.4	A70.4
PCW-W, W1	C4	65	A70.4	A70.4	PEE-M	C4	68/69	A70.4	A70.4
PCW-AA	C4	65	A70.4	A70.4	PEE-M1	C4	70	A70.4	A70.4
PCW-AC, AD	C4	65	A70.4	A70.4	PEE-M2, M3	C4	71	A70.4	A70.4
PCW-AF, AG	C4	65	A70.4	A70.4	PEE-M4, M5	C4	72	A70.4	A70.4
PCW-AN	C4	66	A70.4	A70.4	PEE-R, S	C4	68	A70.4	A70.4
PCW-AR, AS	C4	66	A70.4	A70.4	PEE-V	C4	68/69	A70.4	A70.4
PCW-AW, AW1	C4	66	A70.4	A70.4	PEE-V1	C4	70	A70.4	A70.4
PCW-AV, AY, AZ	C4	66	A70.4	A70.4	PEE-V2, V3	C4	71	A70.4	A70.4
PDA-A, B, C	C4	65	A70.4	A70.4	PEE-V4, V5	C4	72	A70.4	A70.4
PDA-D	C4	66	A70.4	A70.4	PEE-AC	C4	69	A70.4	A70.4
PDD-B, C, D	C6	66	A70.5	A70.5	PEE-AC1	C4	70	A70.4	A70.4
PDD-E, F, H	C6	66	A70.5	A70.5	PEE-AC2	C4	71	A70.4	A70.4
PDD-J, K, L	C6	66	A70.5	A70.5	PEE-AC3, AC4	C4	71/	A70.4	A70.4
PDD-N, P, R	C6	66	A70.5	A70.5	PEE-AD	C4	69	A70.4	A70.4
PDD-S, T, U	C6	66	A70.5	A70.5	PEE-AD1	C4	70	A70.4	A70.4
PDD-V, W, Y, Z	C6	66	A70.5	A70.5	PEE-AD2	C4	71	A70.4	A70.4
PDD-AA	C6	66	A70.5	A70.5	PEE-AD3, AD4	C4	71/	A70.4	A70.4
PEA-A	C4	67	A70.4	A70.4	PEE-AE	C4	69	A70.4	A70.4
PEA-A1	C4	68	A70.4	A70.4	PEE-AE1	C4	70	A70.4	A70.4
PEA-A2	C4	69	A70.4	A70.4	PEE-AE2, AE3	C4	71	A70.4	A70.4
PEA-A3	C4	70	A70.4	A70.4	PEE-AE4, AE5	C4	72	A70.4	A70.4
PEA-B, C	C4	67	A70.4	A70.4	PEE-AF	C4	69	A70.4	A70.4
PEA-M, M1	C4	68/69	A70.4	A70.4	PEE-AF1	C4	70	A70.4	A70.4
PEA-M2, M3	C4	70/71	A70.4	A70.4	PEE-AF2, AF3	C4	71	A70.4	A70.4
PEA-M4, M5	C4	71/	A70.4	A70.4	PEE-AF4, AF5	C4	72	A70.4	A70.4
PEA-N, N1	C4	68/69	A70.4	A70.4	PEE-AH	C4	70	A70.4	A70.4
PEA-N2, N3	C4	70/71	A70.4	A70.4	PEE-AH1, AH2, AH3	C4	71/	A70.4	A70.4
PEA-P	C4	68	A70.4	A70.4	PEE-AK	C4	70	A70.4	A70.4
PEA-P1	C4	69	A70.4	A70.4	PEE-AK1	C4	71	A70.4	A70.4
PEA-AA	C4	69	A70.4	A70.4	PEE-AK2, AK3	C4	71/	A70.4	A70.4

TRANSMISSION IDENTIFICATION CHART

IDENTIFICATION	TYPE	YEAR	PARTS LIST SECTION	ILLUS. SEC.	IDENTIFICATION	TYPE	YEAR	PARTS LIST SECTION	ILLUS. SEC.
PEE-AL	C4	71	A70.4	A70.4	PGA-AY	C6	72	A70.5	A70.5
PEE-AL1,AL2	C4	71/	A70.4	A70.4	PGA-AH	C6	71	A70.5	A70.5
PEE-AM	C4	71	A70.4	A70.4	PGA-AU	C6	71	A70.5	A70.5
PEE-AM1,AM2	C4	71/	A70.4	A70.4	PGA-AU1	C6	72	A70.5	A70.5
PEF-A, B	C4	70	A70.4	A70.4	PGA-AV	C6	71	A70.5	A70.5
PEF-A1, B1	C4	71	A70.4	A70.4	PGA-AV1	C6	72	A70.5	A70.5
PEF-A2, A3	C4	71/	A70.4	A70.4	PGA-AW	C6	72	A70.5	A70.5
PEF-C	C4	70	A70.4	A70.4	PGA-AZ	C6	72	A70.5	A70.5
PEF-D	C4	70	A70.4	A70.4	PGB-A, A1, A2	C6	67/68	A70.5	A70.5
PEF-D1, D2, E1, E2	C4	71	A70.4	A70.4	PGB-B, B1, B2	C6	67/68	A70.5	A70.5
PEF-D3, D4	C4	72	A70.4	A70.4	PGB-C, C1, C2	C6	67	A70.5	A70.5
PEF-E	C4	70	A70.4	A70.4	PGB-F, F1	C6	67/68	A70.5	A70.5
PEF-E3, E4	C4	72	A70.4	A70.4	PGB-F2	C6	69	A70.5	A70.5
ED-PEF-E4	C4	72	A70.4	A70.4	PGB-F3	C6	70	A70.5	A70.5
PEG-A, A1	C4	70	A70.4	A70.4	PGB-G, G1	C6	67/68	A70.5	A70.5
PEJ-B	C4	71	A70.4	A70.4	PGB-G2	C6	69	A70.5	A70.5
PEJ-B1, B2	C4	71/	A70.4	A70.4	PGB-G3	C6	70/71	A70.5	A70.5
PFA-B	MX	67	A70.3	A70.2	PGB-H, H1	C6	67/68	A70.5	A70.5
PFA-B1	MX	68	A70.3	A70.2	PGB-H2	C6	69	A70.5	A70.5
PFA-D	MX	67	A70.3	A70.2	PGB-J	C6	68	A70.5	A70.5
PFA-D1	MX	68	A70.3	A70.2	PGB-J1	C6	69	A70.5	A70.5
PFA-E	MX	67	A70.3	A70.2	PGB-N, N1	C6	67	A70.5	A70.5
PFA-F	MX	68	A70.3	A70.2	PGB-Y, Z	C6	68	A70.5	A70.5
PGA-A, A1, A2	C6	67/68	A70.5	A70.5	PGB-AD, AE	C6	69	A70.5	A70.5
PGA-A3	C6	69	A70.5	A70.5	PGB-AF	C6	68	A70.5	A70.5
PGA-A4	C6	70/71	A70.5	A70.5	PGB-AF1	C6	69	A70.5	A70.5
PGA-A5	C6	71	A70.5	A70.5	PGB-AF2	C6	70	A70.5	A70.5
PGA-B, B1, B2	C6	67	A70.5	A70.5	PGB-AG, AH	C6	68/69	A70.5	A70.5
PGA-B3	C6	68	A70.5	A70.5	PGB-AJ	C6	68	A70.5	A70.5
PGA-C, C1, C2	C6	67/68	A70.5	A70.5	PGB-AL	C6	69	A70.5	A70.5
PGA-F, G	C6	67	A70.5	A70.5	PGB-AM	C6	69	A70.5	A70.5
PGA-H, H1, H2	C6	67/68	A70.5	A70.5	PHA-A	FX	67	A70.3	A70.2
PGA-J, J1, J2	C6	67/68	A70.5	A70.5	PHA-B, C	FMX	68	A70.3	A70.3
PGA-J3	C6	69	A70.5	A70.5	PHA-H, H1, H2	FMX	72	A70.3	A70.3
PGA-J4	C6	70/71	A70.5	A70.5	PHA-J	FMX	72	A70.3	A70.3
PGA-J5	C6	71	A70.5	A70.5	PHB-A	FMX	68/69	A70.3	A70.3
PGA-K, K1, K2	C6	67	A70.5	A70.5	PHB-C, C1, C2, D, E	FMX	69/	A70.3	A70.3
PGA-K3	C6	68	A70.5	A70.5	PHB-E1	FMX	70/	A70.3	A70.3
PGA-L, L1, L2	C6	67/68	A70.5	A70.5	PHB-E2, E3	FMX	71	A70.3	A70.3
PGA-M, M1	C6	67	A70.5	A70.5	PHB-E4, E5, E6	FMX	72	A70.3	A70.3
PGA-M2	C6	68	A70.5	A70.5	PHB-F, G, H	FMX	69	A70.3	A70.3
PGA-P, P1	C6	67	A70.5	A70.5	PHB L	FMX	69	A70.3	A70.3
PGA-P2	C6	68	A70.5	A70.5	PHB-L1	FMX	70/71	A70.3	A70.3
PGA-R, R1	C6	67	A70.5	A70.5	PHB-L2	FMX	71	A70.3	A70.3
PGA-R2	C6	68	A70.5	A70.5	PHB-L3, L4, L5	FMX	72	A70.3	A70.3
PGA-S	C6	68	A70.5	A70.5	PHB-P	FMX	70	A70.3	A70.3
PGA-V, W, Y	C6	69	A70.5	A70.5	PHB-R	FMX	70	A70.3	A70.3
PGA-Z	C6	69	A70.5	A70.5	PHB-S	FMX	70	A70.3	A70.3
PGA-AA	C6	69	A70.5	A70.5	PHB-V	FMX	70/71	A70.3	A70.3
PGA-AB	C6	69	A70.5	A70.5	PHB-V1	FMX	71	A70.3	A70.3
PGA-AC	C6	69	A70.5	A70.5	PHB-Z, Z1, Z2	FMX	72	A70.3	A70.3
PGA-AD	C6	69	A70.5	A70.5	PHD-A, B	FMX	69	A70.3	A70.3
PGA-AE	C6	69	A70.5	A70.5	PHD-A1	FMX	70/71	A70.3	A70.3
PGA-AF	C6	71	A70.5	A70.5	PHD-A2	FMX	71	A70.3	A70.3
PGA-AF1	C6	72	A70.5	A70.5	PHD-A4, A5, A6	FMX	72	A70.3	A70.3
PGA-AG	C6	71	A70.5	A70.5	PHD-B1	FMX	70/71	A70.3	A70.3
PGA-AG1	C6	72	A70.5	A70.5	PHD-B2	FMX	71	A70.3	A70.3
					PJA-A, A1	C6	70/71	A70.5	A70.5
					PJA-B, B1	C6	70/71	A70.5	A70.5
					PJA-C, C1	C6	71	A70.5	A70.5
					PJA-C2	C6	72	A70.5	A70.5

TRANSMISSION IDENTIFICATION CHART

IDENTIFICATION	TYPE	YEAR	PARTS LIST SECTION	ILLUS. SECTION	IDENTIFICATION	TYPE	YEAR	PARTS LIST SECTION	ILLUS. SECTION
PJA-D, DI	C6	71	A70.5	A70.5	PJB-J	C6	70	A70.5	A70.5
PJA-G	C6	72	A70.5	A70.5	PJB-K	C6	71	A70.5	A70.5
PJA-H	C6	72	A70.5	A70.5	PJB-K1	C6	72	A70.5	A70.5
PJA-J	C6	72	A70.5	A70.5	PJC-A	C6	70/71	A70.5	A70.5
PJA-K	C6	72	A70.5	A70.5	PJC-B	C6	70/71	A70.5	A70.5
PJA-L	C6	72	A70.5	A70.5	PJC-E	C6	70	A70.5	A70.5
PJA-M	C6	72	A70.5	A70.5	PJC-F	C6	70	A70.5	A70.5
					PJC-G	C6	71	A70.5	A70.5
PJB-A	C6	70/71	A70.5	A70.5	PJC-H1	C6	71	A70.5	A70.5
PJB-B	C6	70/71	A70.5	A70.5	PJC-H2	C6	72	A70.5	A70.5
PJB-C, C1	C6	70/71	A70.5	A70.5	PJC-H4	C6	72	A70.5	A70.5
PJB-D, DI	C6	70/71	A70.5	A70.5	PJC-J	C6	72	A70.5	A70.5
PJB-F	C6	70/71	A70.5	A70.5					
PJB-G	C6	70	A70.5	A70.5	PJD-B	C6	70	A70.5	A70.5
PJB-H, H1	C6	70/71	A70.5	A70.5	PJD-E	C6	70	A70.5	A70.5
					PJD-E1	C6	72	A70.5	A70.5

TRANSMISSION APPLICATION CHART

MODEL	ENGINE		TRANSMISSION		PARTS LIST	ILLUS. SECTION	TRANSMISSION ASSEMBLY	
	CYL.	C.I.D.	IDENT.	TYPE			INCLUDES CONVERTER	▲ LESS CONVERTER

1965

- A -

Column shift-exc. Fleet	6	240	PCV-B	C4	A70.4	A70.4	*C5AP 7000-A	★C6AP 7003-J
Column shift-Fleet	6	240	PCW-AG	C4	A70.4	A70.4	*C5AP 7000-U	★C6AP 7003-L
Column shift-Fleet	6&8	240,289	PCW-S	C4	A70.4	A70.4	*C5AP 7000-D	★C6AP 7003-L
Column shift-P/C & Fleet	8	289	PDA-C	C4	A70.4	A70.4	*C5AP 7000-V	★C6AP 7003-U
Console shift	8	289	PCW-R	C4	A70.4	A70.4	*C5AP 7000-C	C6AP 7003-K
Long extension housing	8	289	PCT-J1	FX	A70.3	A70.2	*C5AP 7000-AH	★C6AP 7003-E & C5AZ 4602-U
Short extension housing	8	289	PCT-J2,J3	FX	A70.3	A70.2	*C5AP 7000-T	★C6AP 7003-E
Column shift-long ext. hsg.	8	352	PCD-U	FX	A70.3	A70.2	*C5AP 7000-H	★C5AP 7003-H
Column shift-short ext. hsg.	8	352	PCD-Z	FX	A70.3	A70.2	*C5AP 7000-AF	C6AP 7003-H
Console shift-long ext. hsg.	8	352	PCD-V	FX	A70.3	A70.2	*C5AP 7000-J	★C5AP 7003-J
Console shift-short ext. hsg.	8	352	PCD-AA	FX	A70.3	A70.2	*C5AP 7000-AG	★C6AP 7003-T
Column shift	8	352	PCD-S	FX	A70.3	A70.2	*C5AP 7000-F	★C5AP 7003-F
Column shift	8	352	PCD-W	FX	A70.3	A70.2	*C5AP 7000-AD	C6AP 7003-H
Console shift	8	352	PCD-T	FX	A70.3	A70.2	*C5AP 7000-G	★C5AP 7003-AE
Console shift	8	352	PCD-Y	FX	A70.3	A70.2	*C5AP 7000-AE	★C5AP 7003-AE
Column shift-exc. P/C-7 tooth speedometer gear	8	390	PCE-BC	MX	A70.3	A70.2	*C5AP 7000-K	★C6AP 7003-F & (17271) gear
Column shift-exc. P/C-8 tooth speedometer gear	8	352,390	PCE-BK	MX	A70.3	A70.2	*C5AP 7000-Z	★C6AP 7003-F & (17271) gear
Console shift-exc. P/C-7 tooth speedometer gear	3	390	PCE-BD	MX	A70.3	A70.2	*C5AP 7000-L	C6AP 7003-G & (17271) gear
Console shift-exc. P/C-8 tooth speedometer gear	8	390	PCE-BL	MX	A70.3	A70.3	*C5AP 7000-AA	C6AP 7003-G & (17271) gear
Column shift-P/C-7 tooth speedometer gear	8	390	PCE-BE	MX	A70.3	A70.2	*C5AP 7000-M	★C5AP 7003-AB & (17271) gear
Column shift-P/C-8 tooth speedometer gear	8	390	PCE-BM, BM1	MX	A70.3	A70.2	*C5AP 7000-AB	★C5AP 7003-AB
Column shift-P/C-8 tooth speedometer gear	8	390	PCE-BU	MX	A70.3	A70.2	*C5AP 7000-AK	★C5AP 7003-AK

▲ When basic 7003 is specified order the related 7902 converter assy., if required

TRANSMISSION APPLICATION CHART

MODEL	ENGINE		TRANSMISSION		PARTS LIST	ILLUS. SECTION	TRANSMISSION ASSEMBLY	
	CYL.	C.I.D.	IDENT.	TYPE			INCLUDES CONVERTER	▲ LESS CONVERTER
<i>1965 - continued</i>								
- A -								
Console shift-7 tooth speedometer gear	8	390 P/C	PCE-BF	MX	A70.3	A70.2	★C5AP 7000-N	★C5AP 7003-AC & (17271) gear
Console shift-8 tooth speedometer gear	8	390 P/C	PCE-BN, BN1	MX	A70.3	A70.2	★C5AP 7000-AC	★C5AP 7003-AC
Console shift-8 tooth speedometer gear	8	390 P/C	PCE-BV	MX	A70.3	A70.2	★C5AP 7000-AL	★C5AP 7003-AL
- B -								
Column shift	6	200	PCS-J,J1	C4	A70.4	A70.4	★C5OP 7000-A	★C6DP 7003-B
Console shift	6	200	PCS-M,M1	C4	A70.4	A70.4	★C5OP 7000-E	C6OP 7003-G
Column shift	8	289 exc. Special	PCW-M	C4	A70.4	A70.4	★C5OP 7000-B	★C5OP 7003-B
Console shift	8	289 exc. Special	PCW-AD	C4	A70.4	A70.4	★C5OP 7000-F	C6OP 7003-E
Column shift	8	289 spl.	PCW-AC	C4	A70.4	A70.4	★C5OP 7000-D	★C5OP 7003-D
Console shift	8	289 Spl.	PCW-AF	C4	A70.4	A70.4	★C5OP 7000-H	★C5OP 7003-H
- F -								
	6	170	PCS-C	C4	A70.4	A70.4	★C4ZP 7000-C	★C4ZP 7003-C
	6	200	PCS-F	C4	A70.4	A70.4	★C5ZP 7000-A	★C5ZP 7003-A
	8	260	PCW-G	C4	A70.4	A70.4	★C4ZP 7000-A	★C4ZP 7003-A
	8	289	PCW-H	C4	A70.4	A70.4	★C4ZP 7000-B	★C4ZP 7003-B
	8	289	PCW-J	C4	A70.4	A70.4	★C5ZP 7000-A	C6ZP 7003-B
- S -								
	8	390	PCE-BB	MX	A70.3	A70.2	★C5SP 7000-A	★C5SP 7003-B & (17271) gear
	8	390	PCE-BJ	MX	A70.3	A70.2	★C5SP 7000-B	★C5SP 7003-B
- X -								
	6	170	PCS-E	C4	A70.4	A70.4	★C5DP 7000-B	★C5DP 7003-B
	6	200	PCS-G	C4	A70.4	A70.4	★C5GP 7000-A	★C5GP 7003-A
	8	289	PCW-AA	C4	A70.4	A70.4	★C5DP 7000-C	★C5DP 7003-C
<i>1966</i>								
- A -								
	6	240	PCE-BW	MX	A70.3	A70.2	★C6AP 7000-R	★C6AP 7003-R
	6	240	PCV-E	C4	A70.4	A70.2	★C6AP 7000-R	★C6AP 7003-R
	8	289	PCT-J3	FX	A70.3	A70.2	★C5AP 7000-T	★C6AP 7003-E
	8	289	PCT-K	FX	A70.3	A70.2	★C6AP 7000-E	★C6AP 7003-E
Column shift	8	289	PDA-D	MX	A70.3	A70.2	★C6AP 7000-M	★C6AP 7003-U
Column shift	8	289	PCE-BY	MX	A70.3	A70.2	★C6AP 7000-U	★C6AP 7003-U
Column shift	8	289	PCW-AW	C4	A70.4	A70.4	★C6AP 7000-L	★C6AP 7003-L
Console shift	8	289	PCW-AV	C4	A70.4	A70.4	★C6AP 7000-K	C6AP 7003-K
Column shift	8	352	PCD-Z,AB	FX	A70.3	A70.2	★C6AP 7000-H	C6AP 7003-H
Console shift	8	352	PCD-AA, AC	FX	A70.3	A70.2	★C6AP 7000-T	★C6AP 7003-T
Column shift	8	352,390	PCE-BK, BR	MX	A70.3	A70.2	★C6AP 7000-F	★C6AP 7003-F
Console shift	8	390	PCE-BL, BS	MX	A70.3	A70.2	★C6AP 7000-G	C6AP 7003-G

▲ When basic 7003 is specified order the related 7902 converter assembly, if required

TRANSMISSION APPLICATION CHART

MODEL	ENGINE		TRANSMISSION		PARTS LIST	ILLUS. SECTION	TRANSMISSION ASSEMBLY	
	CYL.	C.I.D.	IDENT.	TYPE			INCLUDES CONVERTER	▲ LESS CONVERTER

1966 - continued

- A -

Column shift-exc. P/C & Fleet	8	390-2B	PDD-B	C6	A70.5	A70.5	★C6AP 7000-A	★C6AP 7003-A
Column shift-P/C & Fleet	8	390-2B	PDD-Z	C6	A70.5	A70.5	★C6AP 7000-V	★C6AP 7003-V
Console shift	8	390-2B	PDD-W	C6	A70.5	A70.5	★C6AP 7000-N	★C6AP 7003-N
Column shift	8	390-4B	PDD-C, T	C6	A70.5	A70.5	★C6MP 7000-D	★C6MP 7003-D
Console shift	8	390-4B	PDD-K, U	C6	A70.5	A70.5	★C6MP 7000-E	★C6MP 7003-E
Column shift-exc. P/C & Fleet	8	428	PDD-D, H	C6	A70.5	A70.5	★C6MP 7000-A	★C6MP 7003-A
Column shift-P/C & Fleet	8	428	PDD-AA	C6	A70.5	A70.5	★C6AP 7000-Y	★C6AP 7003-Y
Column shift-P/C	8	428	PDD-Y	C6	A70.5	A70.5	★C6AP 7000-S	★C6AP 7003-S
Console shift	8	428	PDD-L, N	C6	A70.5	A70.5	★C6MP 7000-B	★C6MP 7003-B

- B -

Column shift-exc. P/C & Fleet	6	200	PCS-W	C4	A70.4	A70.4	★C6DP 7000-B	★C6DP 7003-B
Column shift-P/C & Fleet	6	200	PCW-AY	C4	A70.4	A70.4	★C6DP 7000-D	★C6DP 7003-D
Console shift	6	200	PCS-AA	C4	A70.4	A70.4	★C6OP 7000-G	C6OP 7003-G
Column shift-exc. P/C & Fleet	8	289	PCW-AN	C4	A70.4	A70.4	★C6DP 7000-D	★C6DP 7003-D
Column shift-P/C & Fleet	8	289	PCW-AZ	C4	A70.4	A70.4	★C6DP 7000-E	C6DP 7003-E
Console shift	8	289	PCW-AR	C4	A70.4	A70.4	★C6OP 7000-E	C6OP 7003-E
Column shift	8	390-2B	PDD-J	C6	A70.5	A70.5	★C6OP 7000-B	★C6OP 7003-B
Console shift	8	390-2B	PDD-P	C6	A70.5	A70.5	★C6OP 7000-C	★C6OP 7003-C
Column shift	8	390-4B	PDD-E	C6	A70.5	A70.5	★C6OP 7000-A	★C6OP 7003-A
Console shift	8	390-4B exc. GT	PDD-R	C6	A70.5	A70.5	★C6OP 7000-D	C6OP 7003-D
Console shift	8	390-4B GT	PDD-V	C6	A70.5	A70.5	★C6OP 7000-H	★C6OP 7003-H

- F -

	6	200	PCS-Y	C4	A70.4	A70.4	★C6ZP 7000-A	★C6ZP 7003-A
	8	289 exc. Special	PCW-AS	C4	A70.4	A70.4	★C6ZP 7000-B	C6ZP 7003-B
	8	289 Spl.	PCW-BA	C4	A70.4	A70.4	★C6ZP 7000-C	★C6ZP 7003-C

- S -

	8	390	PCE-BJ, BT	MX	A70.3	A70.2	★C5SP 7000-B	★C5SP 7003-B
	8	390	PDD-S	C6	A70.5	A70.5	★C6SP 7000-B	★C6SP 7003-B
	8	428	PDD-F	C6	A70.5	A70.5	★C6SP 7000-A	★C6SP 7003-A

- X -

	6	170	PCS-V	C4	A70.4	A70.4	★C6DP 7000-A	★C6DP 7003-A
	6	200	PCS-W	C4	A70.4	A70.4	★C6DP 7000-B	★C6DP 7003-B
	8	289	PCW-AN	C4	A70.4	A70.4	★C6DP 7000-C	C6DP 7003-C

1967

- A -

Column shift	6	240	PFA-D	MX	A70.3	A70.2	★C7AP 7000-H	★C8AP 7003-L
Column shift	6	240	PEA-A	C4	A70.4	A70.4	★C7AP 7000-AC	★C8AP 7003-AA
Column shift-exc. P/C & Fleet	8	289	PHA-A	FX	A70.3	A70.2	★C7AP 7000-K	★C7AP 7003-K
Column shift-P/C & Fleet	8	289	PFA-E	MX	A70.3	A70.2	★C7AP 7000-J	★C7AP 7003-J
Column shift	8	289	PEA-C	C4	A70.4	A70.4	★C7AP 7000-AE	C8AP 7003-N
Console shift	8	289	PEA-B	C4	A70.4	A70.4	★C7AP 7000-AD	★C8AP 7003-R
Column shift-exc. P/C & Fleet	8	390	PFA-B	MX	A70.3	A70.2	★C7AP 7000-F	C8AP 7003-K

▲ When basic 7003 is specified order the related 7902 converter assy., if required

TRANSMISSION APPLICATION CHART

MODEL	ENGINE		TRANSMISSION		PARTS LIST	ILLUS. SECTION	TRANSMISSION ASSEMBLY	
	CYL.	C.I.D.	IDENT.	TYPE			INCLUDES CONVERTER	▲ LESS CONVERTER
<i>1967 - continued</i>								
- A -								
Column shift-exc. P/C & Fleet	8	390-2B	PGA-A, A1, A2	C6	A70.5	A70.5	*C7AP 7000-R	C8AP 7003-A
Console shift	8	390-2B	PGA-L, L1, L2	C6	A70.5	A70.5	*C7AP 7000-S	*C8MP 7003-B
Column shift-exc. P/C & Fleet	8	390-2B	PGA-H, H1, H2	C6	A70.5	A70.5	*C7MP 7000-A	C8AP 7003-A
Console shift	8	390-2B	PGA-J, J1, J2	C6	A70.5	A70.5	*C7MP 7000-B	*C8MP 7003-B
Column shift-P/C & Fleet	8	390-2B, 4B	PGB-G, G1	C6	A70.5	A70.5	*C7AP 7000-U	C8AP 7003-D
Column shift-exc. P/C & Fleet	8	428	PGB-A, A1, A2	C6	A70.5	A70.5	*C7MP 7000-C	*C8AP 7003-G
Column shift-P/C & Fleet	8	428	PGB-H, H1	C6	A70.5	A70.5	*C7AP 7000-V	C8AP 7003-E
Console shift	8	428	PGB-B, B1, B2	C6	A70.5	A70.5	*C7MP 7000-D	C8MP 7003-C
Console shift	8	428	PGB-N, N1	C6	A70.5	A70.5	*C7AP 7000-Y	*C7AP 7003-Y
Column shift-P/C only	8	428	PGB-F, F1	C6	A70.5	A70.5	*C7AP 7000-T	C8AP 7003-C
- B -								
Column shift-exc. P/C & Fleet	6	200	PEB-F, F1	C4	A70.4	A70.4	*C7OP 7000-Y	*C7OP 7003-Y
Column shift-P/C & Fleet	6	200	PEE-D, D1	C4	A70.4	A70.4	*C7OP 7000-C	*C7OP 7003-C
Console shift	6	200	PEB-E	C4	A70.4	A70.4	*C7OP 7000-AC	C8OP 7003-K
Column shift-exc. P/C & Fleet	8	289	PEE-J, J1	C4	A70.4	A70.4	*C7OP 7000-AH	C7OP 7003-AH
Column shift-P/C & Fleet	8	289	PEE-E, E1	C4	A70.4	A70.4	*C7OP 7000-AG	C7OP 7003-AG
Console shift	8	289	PEE-B	C4	A70.4	A70.4	*C7OP 7000-AE	C8OP 7003-H
Column shift	8	390-2B	PGA-B, B1, B2	C6	A70.5	A70.5	*C7OP 7000-E	C7OP 7003-E
Floor shift	8	390-2B	PGA-C, C1, C2	C6	A70.5	A70.5	*C7OP 7000-F	C8OP 7003-B
Column shift	8	390-4B exc. GT	PGA-F	C6	A70.5	A70.5	*C7OP 7000-G	*C7OP 7003-G
Console shift	8	390-4B exc. GT	PGA-G	C6	A70.5	A70.5	*C7OP 7000-H	C7OP 7003-H
Column shift	8	390GT	PGA-R, R1	C6	A70.5	A70.5	*C7OP 7000-M	C7OP 7003-M
Console shift	8	390GT	PGA-M, M1	C6	A70.5	A70.5	*C7OP 7000-J	C7OP 7003-J
- F -								
	6	200	PEB-B	C4	A70.4	A70.4	*C7ZP 7000-H	C8ZP 7003-C
	8	289 exc. Special	PEE-C	C4	A70.4	A70.4	*C7ZP 7000-J	C8ZP 7003-H
	8	289 Spl.	PEE-K	C4	A70.4	A70.4	*C7ZP 7000-E	*C7ZP 7003-E
	8	390GT	PGA-P, P1	C6	A70.5	A70.5	*C7ZP 7000-D	*C8ZP 7003-A
- S -								
	8	390	PGA-K, K1, K2	C6	A70.5	A70.5	*C7SP 7000-C	*C7SP 7003-C
	8	428	PGB-C, C1, C2	C6	A70.5	A70.5	*C7SP 7000-D	C7SP 7003-D
- X -								
	6	170	PEB-A, A1	C4	A70.4	A70.4	*C7DP 7000-H	C7DP 7003-H
	6	200	PEB-C, C1	C4	A70.4	A70.4	*C7DP 7000-J	C7DP 7003-J
	8	289	PEE-H, H1	C4	A70.4	A70.4	*C7DP 7000-R	*C7DP 7003-R

▲ When basic 7003 is specified order the related 7902 converter assy., if required

TRANSMISSION APPLICATION CHART

MODEL	ENGINE		TRANSMISSION		PARTS LIST	ILLUS. SECTION	TRANSMISSION ASSEMBLY	
	CYL.	C.I.D.	IDENT.	TYPE			INCLUDES CONVERTER	▲ LESS CONVERTER

1968

- A -

Column shift	6	240	PFA-D1	MX	A70.3	A70.2	★C8AP 7000-L	★C8AP 7003-L
Column shift	6	240	PEA-A1	C4	A70.4	A70.4	★C8AP 7000-AA	★C8AP 7003-AA
Console shift	6	240	PEA-P	C4	A70.4	A70.4	★C8AP 7000-S	★C8AP 7003-S
Column shift-short ext.	8	302	PHA-B	FMX	A70.3	A70.3	★C8AP 7000-H	C8AP 7003-H
Column shift-long extension	8	302	PHA-C	FMX	A70.3	A70.3	★C8AP 7000-AN	★C8AP 7003-AN
Column shift	8	302	PFA-F	MX	A70.3	A70.2	★C8AP 7000-M	★C8AP 7003-M
Column shift	8	302	PEA-M	C4	A70.4	A70.4	★C8AP 7000-N	C8AP 7003-N
Console shift	8	302	PEA-N	C4	A70.4	A70.4	★C8AP 7000-R	★C8AP 7003-R
Column shift	8	390	PFA-B1	MX	A70.3	A70.2	★C8AP 7000-K	C8AP 7003-K
Column shift	8	390	PHB-A	FMX	A70.3	A70.3	★C8AP 7000-AL	C8AP 7003-AL
Column shift-exc. P/C & Fleet	8	390	PGA-A2	C6	A70.5	A70.5	★C8AP 7000-A	C8AP 7003-A
Column shift-P/C & Fleet	8	390	PGB-G1	C6	A70.5	A70.5	★C8AP 7000-D	C8AP 7003-D
Console shift	8	390	PGA-J2, L2	C6	A70.5	A70.5	★C8MP 7000-B	★C8MP 7003-B
Column shift-exc. P/C & Fleet	8	428	PGB-A2	C6	A70.5	A70.5	★C8AP 7000-G	★C8AP 7003-G
Column shift-P/C & Fleet	8	428	PGB-H1	C6	A70.5	A70.5	★C8AP 7000-E	C8AP 7003-E
Column shift-P/C (2.80 rear axle ratio)	8	428	PGB-F1	C6	A70.5	A70.5	★C8AP 7000-C	C8AP 7003-C
Column shift P/C (3.00 rear axle ratio)	8	428	PGB-AJ	C6	A70.5	A70.5	★C8AP 7000-AR	★C8AP 7003-AR
Console shift	8	428	PGB-B2	C6	A70.5	A70.5	★C8MP 7000-C	C8MP 7003-C

- B -

Column shift	6	200	PEB-F2	C4	A70.4	A70.4	★C8OP 7000-L	★C8OP 7003-L
Console shift	6	200	PEB-E1	C4	A70.4	A70.4	★C8OP 7000-K	★C8OP 7003-K
Column shift	8	289,302	PEE-V	C4	A70.4	A70.4	★C8OP 7000-G	C8OP 7003-G
Console shift	8	289,302	PEE-M	C4	A70.4	A70.4	★C8OP 7000-H	C8OP 7003-H
Column shift	8	390-2B	PGA-B3	C6	A70.5	A70.5	★C8OP 7000-A	★C8OP 7003-A
Console shift	8	390-2B	PGA-C2	C6	A70.5	A70.5	★C8OP 7000-B	★C8OP 7003-B
Column shift	8	390GT	PGA-R2	C6	A70.5	A70.5	★C8OP 7000-F	C9OP 7003-H
Console shift	8	390GT	PGA-M2	C6	A70.5	A70.5	★C8OP 7000-E	C9OP 7003-G
Column shift	8	427	PGB-Y	C6	A70.5	A70.5	★C8OP 7000-AL	C8OP 7003-AJ
Console shift	8	427	PGB-Z	C6	A70.5	A70.5	★C8OP 7000-AM	C8OP 7003-AK
Column shift	8	428 CJ	PGB-AG	C6	A70.5	A70.5	★C8OP 7000-AJ	C8OP 7003-AJ
Console shift	8	428 CJ	PGB-AH	C6	A70.5	A70.5	★C8OP 7000-AK	C8OP 7003-AK

- F -

	6	200	PEB-B1	C4	A70.4	A70.4	★C8ZP 7000-C	C8ZP 7003-C
	8	289	PEE-C1	C4	A70.4	A70.4	★C8ZP 7000-H	C8ZP 7003-H
	8	302	PEE-S	C4	A70.4	A70.4	★C8ZP 7000-B	★C8ZP 7003-B
	8	390-2B	PGA-S	C6	A70.5	A70.5	★C8WP 7000-A	C8WP 7003-A
	8	390GT	PGA-P2	C6	A70.5	A70.5	★C8ZP 7000-A	★C8ZP 7003-A
	8	427, 428 CJ	PGB-AF	C6	A70.5	A70.5	★C8ZP 7000-M	★C8ZP 7003-M

- S -

	8	390	PGA-K3	C6	A70.5	A70.5	★C8SP 7000-A	★C8SP 7003-A
	8	429-4B	PGB-J	C6	A70.5	A70.5	★C8SP 7000-E	★C8SP 7003-E

- X -

	6	170, 200	PEB-A2, C2	C4	A70.4	A70.4	★C8DP 7000-C	C8DP 7003-C
	8	289	PEE-H2	C4	A70.4	A70.4	★C8DP 7000-E	C8DP 7003-E
	8	302	PEE-R	C4	A70.4	A70.4	★C8OP 7000-J	★C8OP 7003-J

▲ When basic 7003 is specified order the related 7902 converter assy., if required

TRANSMISSION APPLICATION CHART

MODEL	ENGINE		TRANSMISSION		PARTS LIST	ILLUS. SECTION	TRANSMISSION		ASSEMBLY
	CYL.	C.I.D.	IDENT.	TYPE			INCLUDES CONVERTER	▲ LESS CONVERTER	
1969									
- A -									
Column shift	6	240	PHD-A	FMX	A70.3	A70.3	*C9AP 7000-C		C9AP 7003-C
Column shift	6	240	PEA-A2	C4	A70.4	A70.4	*C9AP 7000-P		*C9AP 7003-P
Console shift	6	240	PEA-P1	C4	A70.4	A70.4	*C9AP 7000-T		*C9AP 7003-T
Column shift	8	302	PHD-B	FMX	A70.3	A70.3	*C9AP 7003-D		C9AP 7003-D
Column shift	8	302	PEA-M1	C4	A70.4	A70.4	*C9AP 7000-AB		C9AP 7003-AB
Console shift	8	302	PEA-N1	C4	A70.4	A70.4	*C9AP 7000-AC		C9AP 7003-AC
Column shift	8	351	PHB-L	FMX	A70.3	A70.3	*C9AP 7000-AD		C9AP 7003-AD
Column shift	8	390	PHB-A	FMX	A70.3	A70.3	*C9AP 7000-A		C9AP 7003-A
Column shift-Passenger	8	390	PGA-A3	C6	A70.5	A70.5	*C9AP 7000-E		C9AP 7003-E
Console shift	8	390	PGA-J3	C6	A70.5	A70.5	*C9AP 7000-F		C9AP 7003-F
Column shift-P/C & Fleet	8	390	PGB-G2	C6	A70.5	A70.5	*C9AP 7000-G		*C9AP 7003-G
Column shift-P/C	8	428	PGB-F2	C6	A70.5	A70.5	*C9AP 7000-K		C9AP 7003-K
Column shift	8	429-2B	PGA-Z	C6	A70.5	A70.5	*C9AP 7000-U		*C9AP 7003-U
Console shift	8	429-2B	PGA-AA	C6	A70.5	A70.5	*C9AP 7000-V		C9AP 7003-V
Column shift	8	429-4B	PGB-AD	C6	A70.5	A70.5	*C9AP 7000-M		*C9AP 7003-M
Console shift	8	429-4B	PGB-AE	C6	A70.5	A70.5	*C9AP 7000-N		C9AP 7003-N
Column shift-P/C & Fleet	8	429	PGB-AM	C6	A70.5	A70.5	*C9AP 7000-AA		C9AP 7003-AA
- B -									
Column shift	6	250	PEE-AE	C4	A70.4	A70.4	*C9OP 7000-E		C9OP 7003-E
Console shift	6	250	PEE-AF	C4	A70.4	A70.4	*C9OP 7000-F		C9OP 7003-F
Column shift	8	302	PEE-V	C4	A70.4	A70.4	*C8OP 7000-G		C8OP 7003-G
Console shift	8	302	PEE-M	C4	A70.4	A70.4	*C8OP 7000-H		C8OP 7003-H
Column shift	8	351-2B	PHB-C	FMX	A70.3	A70.3	*C9OP 7000-A		C9OP 7003-A
Console shift	8	351-2B	PHB-D	FMX	A70.3	A70.3	*C9OP 7000-B		C9OP 7003-B
Column shift	8	351-4B	PHB-F	FMX	A70.3	A70.3	*C9OP 7000-C		*C9OP 7003-C
Console shift	8	351-4B	PHB-G	FMX	A70.3	A70.3	*C9OP 7000-D		C9OP 7003-D
Column shift	8	390GT	PGA-V,AC	C6	A70.5	A70.5	*C9OP 7000-H		C9OP 7003-J
Console shift	8	390GT	PGA-W,AD	C6	A70.5	A70.5	*C9OP 7000-G		C9OP 7003-G
Column shift	8	427, 428 CJ	PGB-AG	C6	A70.5	A70.5	*C8OP 7000-AJ		C8OP 7003-AJ
Console shift	8	427, 428 CJ	PGB-AH	C6	A70.5	A70.5	*C8OP 7000-AK		C8OP 7003-AK
- F -									
Economy package	6	200	PEB-B1	C4	A70.4	A70.4	*C9ZP 7000-F		C9ZP 7003-F
	6	250	PEA-AA	C4	A70.4	A70.4	*C9ZP 7000-L		C9ZP 7003-L
	6	250	PEE-AD	C4	A70.4	A70.4	*C9ZP 7000-E		C9ZP 7003-E
	8	302	PEE-AC	C4	A70.4	A70.4	*C9ZP 7000-C		*C9ZP 7003-C
	8	351-2B	PHB-E	FMX	A70.3	A70.3	*C9ZP 7000-A		C9ZP 7003-A
	8	351-4B	PHB-H	FMX	A70.3	A70.3	*C9ZP 7000-B		C9ZP 7003-B
	8	390	PGA-Y,AE	C6	A70.5	A70.5	*C9ZP 7000-J		C9ZP 7003-J
	8	427, 428 CJ	PGB-AF1	C6	A70.5	A70.5	*C9ZP 7000-H		C9ZP 7003-H
- S -									
Without anti-skid control	8	429-2B	PGA-AB	C6	A70.5	A70.5	*C9SP 7000-A		*C9SP 7003-A
With anti-skid control	8	429-4B	PGB-J1	C6	A70.5	A70.5	*C9SP 7000-C		*C9SP 7003-C
	8	429-4B	PGB-AL	C6	A70.5	A70.5	*C9SP 7000-B		C9SP 7003-B
- X -									
	6	170, 200	PEB-C2	C4	A70.4	A70.4	*C8DP 7000-C		C8DP 7003-C
	8	302	PEE-V	C4	A70.4	A70.4	*C8OP 7000-G		C8OP 7003-G

▲ When basic 7003 is specified order the related 7902 converter assy., if required

TRANSMISSION APPLICATION CHART

MODEL	ENGINE		TRANSMISSION		PARTS LIST	ILLUS. SECTION	TRANSMISSION ASSEMBLY	
	CYL.	C.I.D.	IDENT.	TYPE			INCLUDES CONVERTER	▲ LESS CONVERTER

1970

- A -

Column shift	6	240	PHD-A1	FMX	A70.3	A70.3	★D0AP 7000-Z	D0AP 7003-Z
Column shift " Before 4/1/70" " From 4/1/70"	6	240	PEA-A3 PEA-M2	C4 C4	A70.4	A70.4	★D0AP 7002-C	D2AP 7003-LA
Column shift	8	302	PHD-B1	FMX	A70.3	A70.3	★D0AP 7000-AA	★D0AP 7003-AA
Column shift	8	302	PEA-M2	C4	A70.4	A70.4	★D0AP 7000-C	D2AP 7003-LA
Console shift	8	302	PEA-N2	C4	A70.4	A70.4	★D0AP 7000-D	D0AP 7003-D
Column shift	8	351	PHB-L1	FMX	A70.3	A70.3	★D0AP 7000-A	D2AP 7003-NA
Console shift	8	351	PHB-V	FMX	A70.3	A70.3	★D0AP 7000-V	★D0AP 7003-V
Column shift	8	351	PEF-A	C4	A70.4	A70.4	★D0AP 7000-E	D2AP 7003-MA
Console shift	8	351	PEF-B	C4	A70.4	A70.4	★D0AP 7000-F	★D0AP 7003-F
Column shift-exc. P/C & Fleet	8	390	PGA-A4	C6	A70.5	A70.5	★D0AP 7000-G	D0AP 7003-G
Column shift-P/C & Fleet	8	390	PGB-G3	C6	A70.5	A70.5	★D0AP 7000-K	D0AP 7003-K
Console shift	8	390	PGA-J4	C6	A70.5	A70.5	★D0AP 7000-H	D0AP 7003-H
Column shift-P/C & Fleet	8	428	PGB-F3	C6	A70.5	A70.5	★D0AP 7000-J	★D0AP 7003-J
Column shift	8	429-2B	PJA-A	C6	A70.5	A70.5	★D1AP 7000-DA	★D1AP 7003-DA
Console shift	8	429-2B	PJA-B	C6	A70.5	A70.5	★D1AP 7000-EA	D1AP 7003-EA
Column shift-exc. P/C & Fleet	8	429-4B	PJB-C	C6	A70.5	A70.5	★D1AP 7000-FA	★D1AP 7003-FA
Column shift-P/C & Fleet	8	429-4B	PJB-F	C6	A70.5	A70.5	★D1AP 7000-HA	★D1AP 7003-HA
Console shift	8	429-4B	PJB-D	C6	A70.5	A70.5	★D1AP 7000-GA	D1AP 7003-GA

- B -

Column shift	6	250	PEE-AE1	C4	A70.4	A70.4	★D0OP 7000-A	★D0OP 7003-A
Console shift	6	250	PEE-AF1	C4	A70.4	A70.4	★D0OP 7000-B	★D0OP 7003-B
Column shift	8	302	PEE-V1	C4	A70.4	A70.4	★D0OP 7000-D	★D0OP 7003-D
Console shift	8	302	PEE-M1	C4	A70.4	A70.4	★D0OP 7000-C	★D0OP 7003-C
Column shift	8	351-2B	PEF-D	C4	A70.4	A70.4	★D0OP 7000-R	★D0OP 7003-R
Console shift	8	351-2B	PEF-E	C4	A70.4	A70.4	★D0OP 7000-S	★D0OP 7003-S
Column shift	8	351-4B	PHB-R	FMX	A70.3	A70.3	★D0OP 7000-T	D0OP 7003-T
Console shift	8	351-4B	PHB-S	FMX	A70.3	A70.3	★D0OP 7000-U	D0OP 7003-U
Column shift	8	429-4B	PJB-A, PJC-E	C6	A70.5	A70.5	★D0OP 7000-G	D0OP 7003-G
Console shift	8	429-4B	PJB-B, PJC-F	C6	A70.5	A70.5	★D0OP 7000-H	D0OP 7003-H
Column shift-use w/3.25 or lower rear axle ratio - P/C & Fleet	8	429-4B	PJB-J	C6	A70.5	A70.5	★D1OP 7000-EA	D0OP 7003-G
Column shift	8	429-CJ, 429-SCJ	PJC-A	C6	A70.5	A70.5	★D1OP 7000-GA	D1OP 7003-GA
Console shift	8	429-CJ, 429-SCJ	PJC-B	C6	A70.5	A70.5	★D1OP 7000-HA	★D1OP 7003-HA

- F -

	6	200	PEB-B3	C4	A70.4	A70.4	★D0ZP 7000-A	D0ZP 7003-A
	6	250	PEE-AD1	C4	A70.4	A70.4	★D0ZP 7000-C	D0ZP 7003-C
	8	302	PEE-AC1	C4	A70.4	A70.4	★D0ZP 7000-B	★D2ZP 7003-DA
	8	351-2B	PHB-E1	FMX	A70.3	A70.3	★D0ZP 7000-K	D0ZP 7003-K
	8	351-4B	PHB-P	FMX	A70.3	A70.3	★D0ZP 7000-N	★D0ZP 7003-N
	8	428-CJ	PGB-AF2	C6	A70.5	A70.5	★D0ZP 7000-J	★D0ZP 7003-J

▲ When basic 7003 is specified, order the related 7902 converter assy. if required

May, 1975

COPYRIGHT © 1975 -

FORD MOTOR COMPANY

- DEARBORN, MICHIGAN

FINAL ISSUE

TRANSMISSION APPLICATION CHART

MODEL	ENGINE		TRANSMISSION		PARTS LIST	ILLUS. SECTION	TRANSMISSION ASSEMBLY	
	CYL.	C.I.D.	IDENT.	TYPE			INCLUDES CONVERTER	▲ LESS CONVERTER

1970 - continued

- P -

Fully automatic - "Before 7/14/69"	6	170, 200	PEB-D	C4	A70.4	A70.4	★D0DP 7000-A	D0DP 7003-A
Fully Automatic - "From 7/14/69"	6	170,200	PEB-D1	C4	A70.4	A70.4	★D0DP 7000-D	D2DP 7003-AA
Semi-automatic - "Before 7/14/69"	6	170, 200	PEG-A	C4	A70.4	A70.4	★D0DP 7000-B	D0DP 7003-B
Semi Automatic - "From 7/14/69"	6	170,200	PEG-A1	C4	A70.4	A70.4	★D0DP 7000-E	D0DP 7003-E
	6	250	PEE-AK	C4	A70.4	A70.4	★D0DP 7000-H	★D2DP 7003-DA

- S -

Column shift	8	429	PJB-G, H	C6	A70.5	A70.5	★D1SP 7000-BA	★D1SP 7003-BA
--------------	---	-----	----------	----	-------	-------	---------------	---------------

- X -

" Before 1/2/70"	6	200	PEB-C3	C4	A70.4	A70.4	★C8DP 7000-C	C8DP 7003-C
" Before 1/2/70"	8	302	PEE-V	C4	A70.4	A70.4	★C8OP 7000-G	C8OP 7003-G

1971

- A -

Column shift-P/C, Taxi & Trailer towing	6	240	PHD-A1,A2	FMX	A70.3	A70.3	★D0AP 7000-Z	D0AP 7003-Z
Column shift	6&8	240,302	PEA-M3	C4	A70.4	A70.4	★D0AP 7000-C	D2AP 7003-LA
Column shift	6&8	240,302	PEA-M4, M5	C4	A70.4	A70.4	★D2AP 7000-LA	D2AP 7003-LA
Column shift-P/C, Taxi & Trailer towing	8	302	PHD-B1,B2	FMX	A70.3	A70.3	★D0AP 7000-AA	★D0AP 7003-AA
Console shift	8	302	PEA-N3	C4	A70.4	A70.4	★D0AP 7000-D	D0AP 7003-D
Column shift	8	351	PHB-L1,L2	FMX	A70.3	A70.3	★D0AP 7000-A	D2AP 7003-NA
Console shift	8	351	PHB-V, V1	FMX	A70.3	A70.3	★D0AP 7000-V	★D0AP 7003-V
Column shift	8	351	PEF-A1	C4	A70.4	A70.4	★D0AP 7000-E	D2AP 7003-MA
Console shift	8	351	PEF-B1	C4	A70.4	A70.4	★D0AP 7000-F	★D0AP 7003-F
Column shift	8	351	PEF-A2, A3	C4	A70.4	A70.4	★D2AP 7000-MA	D2AP 7003-MA
Column shift	8	390	PGA-A4, A5	C6	A70.5	A70.5	★D0AP 7000-G	D0AP 7003-G
Console shift	8	390	PGA-J4, J5	C6	A70.5	A70.5	★D0AP 7000-H	D0AP 7003-H
Column shift-P/C & Fleet	8	390	PGB-G3	C6	A70.5	A70.5	★D0AP 7000-K	D0AP 7003-K
Column shift	8	400	PJA-C, C1	C6	A70.5	A70.5	★D1AP 7000-AA	★D1AP 7003-AA
Console shift	8	400	PJA-D, D1	C6	A70.5	A70.5	★D1AP 7000-BA	D1AP 7003-BA
Column shift-P/C, Fleet & Trailer towing	8	400	PJB-K	C6	A70.5	A70.5	★D1AP 7000-JA	★D1AP 7003-JA
Column shift-P/C, Fleet & Trailer towing	8	429	PJB-F	C6	A70.5	A70.5	★D1AP 7000-HA	★D1AP 7003-HA
Column shift	8	429-2B	PJA-A, A1	C6	A70.5	A70.5	★D1AP 7000-DA	★D1AP 7003-DA
Console shift	8	429-2B	PJA-B, B1	C6	A70.5	A70.5	★D1AP 7000-EA	★D1AP 7003-EA
Column shift	8	429-4B	PJB-C, C1	C6	A70.5	A70.5	★D1AP 7000-FA	★D1AP 7003-FA
Console shift	8	429-4B	PJB-D, D1	C6	A70.5	A70.5	★D1AP 7000-GA	D1AP 7003-GA
Column shift - P/C	8	429-4B	PJC-H1	C6	A70.5	A70.5	★D1AP 7000-CB	★D1AP 7003-CB

- B -

Column shift	6	250	PEE-AE2, AE3	C4	A70.4	A70.4	★D0OP 7000-A	★D0OP 7003-A
Console shift	6	250	PEE-AF2, AF3	C4	A70.4	A70.4	★D0OP 7000-B	★D0OP 7003-B
Console shift	8	302	PEE-M2, M3	C4	A70.4	A70.4	★D0OP 7000-C	★D0OP 7003-C
Column shift	8	302	PEE-V2, V3	C4	A70.4	A70.4	★D0OP 7000-D	★D0OP 7003-D
Column shift	8	351-2B	PEF-D1, D2	C4	A70.4	A70.4	★D0OP 7000-R	★D0OP 7003-R
Console shift	8	351-2B	PEF-E1, E2	C4	A70.4	A70.4	★D0OP 7000-S	★D0OP 7003-S
Column shift	8	351-4B	PGA-AF(GT)	C6	A70.5	A70.5	★D1OP 7000-AA	★D1OP 7003-AA
Console shift	8	351-4B	PGA-AG(GT)	C6	A70.5	A70.5	★D1OP 7000-BA	D1OP 7003-BA

▲ When basic 7003 is specified, order the related 7902 converter assy. if required

TRANSMISSION APPLICATION CHART

MODEL	ENGINE		TRANSMISSION		PARTS LIST	ILLUS. SECTION	TRANSMISSION ASSEMBLY	
	CYL.	C.I.D.	IDENT.	TYPE			INCLUDES CONVERTER	▲ LESS CONVERTER

1971 - continued

- B -								
Column shift	8	429CJ, 429S,CJ	PJC-A	C6	A70.5	A70.5	★D1OP 7000-GA	D1OP 7003-GA
Console shift	8	429CJ, 429S,CJ	PJC-B	C6	A70.5	A70.5	★D1OP 7000-HA	★D1OP 7003-HA

- F -								
Console shift	6	250	PEE-AD2	C4	A70.4	A70.4	★D1ZP 7000-GA	♣D2ZP 7003-EB
Console shift	6	250	PEE-AD3,AD4	C4	A70.4	A70.4	★D2ZP 7000-EB	♣D2ZP 7003-EB
Console shift	8	302	PEE-AC2	C4	A70.4	A70.4	★D1ZP 7000-FA	★D2ZP 7003-DA
Console shift	8	302	PEE-AC3,AC4	C4	A70.4	A70.4	★D2ZP 7000-DB	★♣D2ZP 7003-DB
Console shift	8	351-2B	PHB-E2,E3	FMX	A70.3	A70.3	★D1ZP 7000-EA	D2ZP 7003-FA
Console shift	8	351-2B	PGA-AV	C6	A70.5	A70.5	★D1ZP 7000-LA	D1ZP 7003-LA
Console shift	8	351-4B	PGA-AH	C6	A70.5	A70.5	★D1ZP 7000-AA	★D1ZP 7003-AA
Console shift	8	351-4B (CJ)	PGA-AU	C6	A70.5	A70.5	★D1ZP 7000-KA	★D1ZP 7003-KA
Console shift	8	429	PJC-G	C6	A70.5	A70.5	★D1ZP 7000-DA	D1ZP 7003-DA

- L -								
Console shift	4	122	PEJ-B	C4	A70.4	A70.4	★D12P 7000-BA	D22P 7003-AA
Console shift	4	122	PEJ-B1,B2	C4	A70.4	A70.4	★D22P 7000-AB	♣D22P 7003-AB

- P -								
Column shift	6	200	PEB-D2	C4	A70.4	A70.4	★D0DP 7000-D	D2DP 7003-AA
Column shift	6	200	PEB-D3,D4	C4	A70.4	A70.4	★D2DP 7000-AA	D2DP 7003-AA
Console shift	6	200	PEB-H	C4	A70.4	A70.4	★D1DP 7000-AA	♣D2DP 7003-BB
Console shift	6	200	PEB-H1,H2	C4	A70.4	A70.4	★D2DP 7000-BB	♣D2DP 7003-BB
Column shift	6	250	PEE-AK1	C4	A70.4	A70.4	★D0DP 7000-H	★D2DP 7003-DA
Column shift	6	250	PEE-AK2, AK3	C4	A70.4	A70.4	★D2DP 7000-DA	★D2DP 7003-DA
Console shift	6	250	PEE-AM	C4	A70.4	A70.4	★D1DP 7000-CA	♣D2DP 7003-FB
Console shift	6	250	PEE-AM1, AM2	C4	A70.4	A70.4	★D2DP 7000-FB	♣D2DP 7003-FB
Column shift	8	302	PEE-AH1	C4	A70.4	A70.4	★D0DP 7000-F	D2DP 7003-CA
Column shift	8	302	PEE-AH2, AH3	C4	A70.4	A70.4	★D2DP 7000-CA	D2DP 7003-CA
Console shift	8	302	PEE-AL	C4	A70.4	A70.4	★D1DP 7000-BA	D1DP 7003-BA
Console shift	8	302	PEE-AL1,AL2	C4	A70.4	A70.4	★D2DP 7000-EB	♣D2DP 7003-EB

- S -								
Column shift	8	429	PJB-H,H1	C6	A70.5	A70.5	★D1SP 7000-BA	★D1SP 7003-BA

1972

- A -								
Column shift	6&8	240,302	PEA-M4, M5	C4	A70.4	A70.4	★D2AP 7000-LA	D2AP 7003-LA
Column shift	6	240	PHD-A4,A5, A6	FMX	A70.3	A70.3	★D2AP 7000-PA	D2AP 7003-PA
Column shift	8	302,351	PHB-L3,L4, L5	FMX	A70.3	A70.3	★D2AP 7000-NA	D2AP 7003-NA
Column shift	8	351	PEF-A2,A3	C4	A70.4	A70.4	★D2AP 7000-MA	D2AP 7003-MA
Console shift	8	351-W2B	PGA-BA	C6	A70.5	A70.5		D2OP 7003-YA
Column shift	8	400	PJA-K	C6	A70.5	A70.5	★D2AP 7000-RA	D2AP 7003-RA
Column shift-exc. P/C & Fleet	8	400,429	PJA-C2	C6	A70.5	A70.5	★D2AP 7000-DA	D2AP 7003-DA
Column shift-P/C & Fleet	8	400,429	PJB-K1	C6	A70.5	A70.5	★D2AP 7000-JA	D2AP 7003-JA
Column shift-P/C	8	429	PJC-H2	C6	A70.5	A70.5	★D2AP 7000-KB	★D2AP 7003-KB
Column shift-P/C	8	429	PJC-H4	C6	A70.5	A70.5	★D2AP 7000-KC	★D2AP 7003-KC

▲ When basic 7003 is specified, order the related 7902 converter assy., if required

♣ When used to replace on models built before 12/1/71, tape seat belt warning lead on 7A247 switch.

May, 1975

COPYRIGHT © 1975 — FORD MOTOR COMPANY — DEARBORN, MICHIGAN

FINAL ISSUE

SECTION A70

TRANSMISSION APPLICATION CHART

MODEL	ENGINE		TRANSMISSION		PARTS LIST	ILLUS. SECTION	TRANSMISSION ASSEMBLY	
	CYL.	C.I.D.	IDENT.	TYPE			INCLUDES CONVERTER	▲ LESS CONVERTER
1972 - continued								
- B -								
Column shift	6	250	PEE-AE4, AE5	C4	A70.4	A70.4	★D2OP 7000-AA	D2OP 7003-AA
Console shift	6	250	PEE-AF4, AF5	C4	A70.4	A70.4	★D2OP 7000-BA	D2OP 7003-BA
Column shift	8	302	PEE-V4,V5	C4	A70.4	A70.4	★D2OP 7000-EA	★D2OP 7003-EA
Console shift	8	302	PEE-M4, M5	C4	A70.4	A70.4	★D2OP 7000-CA	D2OP 7003-CA
	8	302	PHA-J	FMX	A70.3	A70.3		D2OP 7003-ADA
Column shift	8	351-2B	PEF-D3,D4	C4	A70.4	A70.4	★D2OP 7000-GA	★D2OP 7003-GA
Console shift	8	351-2B	PEF-E3,E4	C4	A70.4	A70.4	★D2OP 7000-HA	D2OP 7003-HA
Console shift	8	351-2B	ED PEF-E4	C4	A70.4	A70.4	★D2OP 7000-HA	D2OP 7003-HA
Column shift	8	351-C2B	PGA-AW	C6	A70.5	A70.5	★D2OP 7000-UA	D2OP 7003-UA
Console shift	8	351-C2B	PGA-AY	C6	A70.5	A70.5	★D2OP 7000-VA	D2OP 7003-VA
Column shift	8	351-W2B	PGA-AZ	C6	A70.5			D2OP 7003-WA
Column shift	8	351-W2B	PHB-C,C1,C2	FMX	A70.3	A70.3	★D2OP 7000-ABA	★D2OP 7003-ABB
Column shift	8	351-C2B	PHB-Z, Z1, Z2, Z3	FMX	A70.3	A70.3	★D2OP 7000-ACA	D2OP 7003-ACB
Column shift	8	351-4B (CJ)	PGA-AF1	C6	A70.5	A70.5	★D2OP 7000-LB	D2OP 7003-LB
Console shift	8	351-4B (CJ)	PGA-AG1	C6	A70.5	A70.5	★D2OP 7000-MB	★D2OP 7003-MB
Column shift	8	400,429	PJA-G	C6	A70.5	A70.5	★D2OP 7000-JA	D2OP 7003-JA
Column shift	8	400-2V	PJA-L	C6	A70.5	A70.5	★D2OP 7000-ZA	D2OP 7003-ZA
Console shift	8	400-2V	PJA-M	C6	A70.5	A70.5	★D2OP 7000-AAA	D2OP 7003-AAA
Console shift	8	400,429	PJA-H	C6	A70.5	A70.5	★D2OP 7000-KA	D2OP 7003-KA
Column shift	8	429 P/C	PJC-J	C6	A70.5	A70.5	★D2OP 7000-TA	D2OP 7003-TA
- F -								
Console shift	8	351-W2B	PGA-BA	C6	A70.5	A70.5		D2OP 7003-YA
Console shift	6	250	PEE-AD3,AD4	C4	A70.4	A70.4	★D2ZP 7000-EB	▲D2ZP 7003-EB
Console shift	8	302	PEE-AC3,AC4	C4	A70.4	A70.4	★D2ZP 7000-DB	★▲D2ZP 7003-DB
Console shift	8	302	PHA-H H1, H2	FMX	A70.3	A70.3	★D2ZP 7000-HA	D2ZP 7003-HA
Console shift	8	351-2B	PGA-AV1	C6	A70.5	A70.5	★D2ZP 7000-JA	D2ZP 7003-JA
Console shift	8	351-2B	PHB-E4,E5, E6	FMX	A70.3	A70.3	★D2ZP 7000-FA	D2ZP 7003-FA
Console shift	8	351-4B (CJ)	PGA-AU1, AU2	C6	A70.5	A70.5	★▲D2ZP 7000-BB	▲D2ZP 7003-BB
Console shift	8	351-4B	PJC-G1	C6	A70.5	A70.5		D2ZP 7003-CA
- L -								
Console shift	4	122	PEJ-B1,B2, B3	C4	A70.4	A70.4	★D22P 7000-AB	▲D22P 7003-AB
- P -								
Column shift	6	200	PEB-D3, D4, D5	C4	A70.4	A70.4	★D2DP 7000-AA	D2DP 7003-AA
Console shift	6	200	PEB-H1, H2, H3	C4	A70.4	A70.4	★D2DP 7000-BB	▲D2DP 7003-BB
Column shift	6	250	PEE-AK2, AK3	C4	A70.4	A70.4	★D2DP 7000-DA	★D2DP 7003-DA
Console shift	6	250	PEE-AM1, AM2	C4	A70.4	A70.4	★D2DP 7000-FB	▲D2DP 7003-FB
Column shift	8	302	PEE-AH2, AH3	C4	A70.4	A70.4	★D2DP 7000-CA	D2DP 7003-CA
Console shift	8	302	PEE-AL1, AL2	C4	A70.4	A70.4	★D2DP 7000-EB	▲D2DP 7003-EB
- S -								
Column shift	8	400,429	PJA-J	C6	A70.5	A70.5	★D2SP 7000-BA	D2SP 7003-BA
Column shift	8	460	PJD-E1	C6	A70.5	A70.5	★D2VP 7000-AA	D2VP 7003-AA

▲ When basic 7003 is specified, order the related 7902 converter assy., if required

♣ When used to replace on models built before 12/1/71, tape seat belt warning lead on 7A247 switch.

YEAR	MODEL	ENGINE		QUANTITY			PART NUMBER	PART NAME and DESCRIPTION	
		CYL.	C.I.D.		FX	MX			FMX
							7A003	SPRING - FRONT BAND SERVO PISTON RETRACTING	
65/69	A, S	6&8	All		1	1			
68	A	6&8	240,289 302				B5AZ 7A003-A	Approx. 2" long-7/8" O.D.	
72	F	8	302						
69/	A, B	8	All				C9AZ 7A003-B	Approx. 2 1/4" long-7/8" O.D.	
69/	F	8	351						
72	A	6	All						
							7005	CASE ASSY.	
65/67	A	6&8	All		1		B8AZ 7005-E	Includes (1) IP77308-A pin, (1) C3AZ 7A119-A pin, (2) 92039-S drive screws, (1) I.S. #1035, (1) I.S. #971, (1) I.S. #2014, (1) C5AZ 7A246-A tube, (1) C5AP 7B439-A clip (breather hole not tapped for tube)	
65/68	A, S	6&8	All exc. 430			1	B8AZ 7005-F	Includes (1) IP77308-A pin (1) C3AZ 7A119-A pin, (1) 353777-S connector-3/8" x 5/8", (1) 372226-S connector-3/8" x 1/2", (2) 92039-S drive screw, (1) C3AZ 6730-A plug, (1) C2OZ 6734-A washer, (1) I.S. #971 & #1035	
68	A	6&8	All			1	★C8AZ 7005-A Not replaced	(#C8AP 7006-A)-includes B5A 7025 bushing, C7AZ 7B498-A seal, C3AZ 7A119-A pin, C0AP 7A178-B screw, 33943-S nut, (2) 357221-S plug, (2) 87650-S plug, 87651-S plug	
68	A	6&8	All			1	C8AZ 7005-E	(#C8AP 7006-B)-includes (1) 359409-S cup plug & I.S. #3071	
69/71	A, B, F	6&8	All			1	D0AZ 7005-C	Includes (1) 359409-S plug, (2) 87650-S plug, (1) 87651-S plug, (1) C7AZ 7B498-A seal & I.S. 3071 & 3072	
72	A, B, F	6&8	All			1	D2OZ 7005-J	Includes (1) D2AZ 7019-A washer, (1) C7AZ 7B498-A seal, (2) 87650-S plug, (1) 97651-S plug, (1) 359409-S plug & I.S. 3071	
65/	A, S	6&8	All		AR	AR	AR	87650-S(P12)	Plug-1/8"-27 x 9/16" (to plug servo hole in case)
								87651-S(P12A)	Plug-1/4"-18 x 9/16" (to plug servo hole in case)
								★357221-S	Plug-5/16" dia. x 5/16" long (to plug servo hole in case)
								353055-S7(PP29)	Plug-1/4"-18 thd.-extended head-1 3/16" long (case drain)
								357916-S(PP35)	Plug-1/8"-27 dry seal taper thd.-hex.hd.-5/8" long (case drain)
								★358530-S	Plug-11/32" x 5/16"
								★357220-S	Pin-dowel-3/8" x 5/8" (case locating)
68/	A, B, F	6&8	All			1	359409-S(PP59)	Plug-cup-5/16" dia. (to plug rear support oil tube hole in case)	
							7A008	PLATE - MAIN CONTROL VALVE BODY SEPARATING - Also serviced in 7D239 kit	
68/69	A	8	390			1	C8AZ 7A008-C		
68	A	6&8	All				C8TZ 7A008-A		
69	A	8	351,390				C9AZ 7A008-B		
69/71	A	6	240				C9AZ 7A008-A		
69	A	8	302						
70/71	A	8	302-2B					Use with PHD-B1	
69/71	B, F	8	351-4B						

Identification marking
May, 1975

YEAR	MODEL	ENGINE		QUANTITY			PART NUMBER	PART NAME and DESCRIPTION
		CYL.	C.I.D.	FX	MX	FMX		
							7A008	PLATE - MAIN CONTROL VALVE BODY SEPARATING - Also serviced in 7D239 kit-continued
69/71	A, B, F	8	351-2B			1	C9ZZ 7A008-A	#(1) "V" notch & (1) rectangular notch
70	A	8	302-2B			1		Use with #PHA - F, G
72	A	6&8	All			1	D2AZ 7A008-A	#VVV notched
72	B, F	8	351			1		
72	F	8	302			1	D2ZZ 7A008-A	#V notched and 3 half circles
65/69	A, S	6&8	All		AR	AR	357913-S	Bolt-hex.hd. -1 1/4"-20 x 3/4"-1 5/8"
	B, F	8	All			2	(BB127)	
							34805-S7(X62)	Lockwasher-1/4"
							7A011	SEAL - OUTPUT SHAFT OIL
65/67	A	6&8	All			1	B9AP 7A011-A	1" I.D. -13/16" long-#(4) ribs on O.D.
						1	372401-S(QQ68)	Snap ring-1 1/16" I.D. (oil seal retaining)
65/69	A, B, F, S	6&8	All			1	B8AZ 7A011-A	1 3/16" I.D. -1 1/4" long-#(5) ribs on O.D.
65/70	A, B, F, S	6&8	All			1	372292-S(QQ69)	Snap ring-1 1/4" I.D. (oil seal retaining)
							7015	SHAFT - INPUT
65/68	A, S	6&8	All			1	C3AZ 7015-A	7 23/32" long-54 teeth-29 splines-includes C3AZ 7120-A bushing
65/71	A, B, F	6&8	All			1	C0AZ 7015-C	7 21/32" long-54 teeth-29 splines-includes-bushing
							7019	WASHER - INPUT SHAFT THRUST
65/71	A, B, F, S	6&8	All			1	B5S 7019-A	2 3/4" O.D. -1 3/8" I.D. -(4) oil grooves on each side
72	A, B, F	6&8	All			1	D2AZ 7019-A	2 25/32" O.D. -1 3/8" I.D. - must be used with D2OZ 7005-J case
							7D019	Refer to group 77883
							7A020	INDICATOR - OIL LEVEL
65	A	8	All			1	C5AZ 7A020-A	Approx. 19 13/16" long
65	A	8	All			1	C1AA 7A020-A	
66/68	A, S	6&8	All			1	C6AZ 7A020-C	Approx. 23 1/2" long
68	A	6&8	All			1	C8AZ 7A020-A	Approx. 22" long
69/69	A	6&8	All			1	C9AZ 7A020-C	
69/69	B, F	8	All			1	C9OZ 7A020-A	
65	S	8	All			1	C2SZ 7A020-B	
							7025	BUSHING - CASE
65/67	A	6&8	All			1	B1A 7025-B	1 1/2" O.D. -3/4" long-bronzed backed
65/71	A, B, F, S	6&8	All			1	B5A 7025-A	1 1/2" O.D. -7/8" long
							7B025	VALVE KIT - OIL PRESSURE REGULATOR
65/71	A, S	6&8	All exc. P/C			1	C0AZ 7B025-B	Consists of: (1) B9AP 7A270-C spring (#Red) (1) B5A 77462-A retainer
69/69	B, F	8	All			1		
65	A	8	390 P/C			1	*C1AZ 7B025-A	Consists of: (1) C1AP 7A270-C spring (#Yellow) (1) B5A 77462-A retainer
							7A034	BUSHING - EXTENSION HOUSING
65/71	A, B, F	6&8	All			1	B3TZ 7A034-A	1 5/8" O.D. -1 1/2" I.D. -1 1/2" long
65/71	A, S	6&8	All			1	B5AZ 7A034-A	1 13/16" O.D. -2 1/8" long
							7A039	HOUSING ASSY. - EXTENSION
65	A	8	All			1	*C5AZ 7A039-C	16 1/2" long-#C5AP 7A040-A
65/67	A	8	All			1	C5AZ 7A039-D	13 3/8" long-#C5AP 7A040-B
65/68	A, S	6&8	All			1	C1AZ 7A039-B	#C5AP 7A040-C, #C5MP 7A040-A
68/71	A	6&8	All			1	C9AZ 7A039-C	16 3/8" long-#C8AP 7A040-A, #C8AP 7A040-D
69/68	B, F	8	All			1	D2ZZ 7A039-A	12 3/4" long-#C8AP 7A040-B, #C9ZP 7A040-A, #D2ZP 7A040-AA
72	A	8	302			1		
72	A	6&8	All			1	D2AZ 7A039-A	16 3/8" long #D2AP 7A040-AA

Identification marking

YEAR	MODEL	ENGINE		QUANTITY			PART NUMBER	PART NAME and DESCRIPTION
		CYL.	C.I.D.		FX	MX		
							7A039	HOUSING ASSY. - EXTENSION - continued
65/	A, B, F, S	6&8	All		AR	AR	AR	Attaching parts for extension to case
							356684-S8 (BB169)	Bolt-3/8"-16 x 3 1/4" hex. head
							356682-S8 (BB170)	Bolt-3/8"-16 x 4 1/4" hex. head
							359266-S8 (BB157)	Bolt-3/8"-16 x 1 1/4" hex. head
							34847-S8(X74)	Lockwasher-3/8"
							351487-S (XX291)	Lockwasher-external tooth-3/8"
							7C050	Refer to Group 7A260-also serviced in 7153 kit
							7C051	SEAL-REAR CLUTCH PISTON OUTER OIL
65/68	A, S	6&8	All	1	1		C1AZ 7C051-A	5 1/4" O.D. -4 11/16" I.D.
68/	A, B, F	6&8	All			1	C8AZ 7C051-A	5 1/4" O.D. -4 3/4" I.D.
							7052	SEAL - EXTENSION HOUSING OIL
65/67	A	6&8	All	1			C2AZ 7052-A	2 5/8" flange O.D. -1 1/2" I.D. -1 5/8" long
65/	A, B, F, S	6&8	All		1	1	C3AZ 7052-A	2 3/4" flange O.D. -1 11/16" I.D. -1 1/2"
							7C053	GOVERNOR ASSY. - WITH COUNTERWEIGHT
65	A, S	8	289,390	1	1		D3AZ 7C053-A	
65/66	*A	8	352	1				
66	A	8	289		1			
67/69	A	8	289,390	1	1	1		
68/72	A, B, F	8	302,351			1		
65/66	*A	8	352	1			B8AZ 7C053-A	
65	A	8	390 P/C		1		*C5AZ 7C053-A	
66	A, S	8	390		1			
66	A	8	289	1				
69/71	A	6	240			1	D2TZ 7C053-B	
66/68	A	6&8	240,302		1			
72	A	6	240			1	D3TZ 7C053-A	
65/	A, B, F, S	6&8	All	1	1	1	353351-S(AA9)	Ball (governor to shaft) -1/4"
65/68	A, S	6&8	All	1	1		B7A 7059-A	SNAP RING - SPEEDOMETER DRIVING GEAR
							7060	SHAFT ASSY. - OUTPUT
65	A	8	289,352	1			*C1AP 7060-A	18 3/4" long-72 helical teeth-28 splines
65/66	A	8	289,352	1			*C5AZ 7060-A	15 1/4" long-72 helical teeth-28 spline-(7) teeth speedometer drive gear rolled on shaft
67	A	8	All	1			C7AZ 7060-B	
65/68	A, S	6&8	All		1		B8A 7060-A	18 1/2" long-72 helical teeth-31 spline
68/71	A	8	302			1	D1OZ 7060-A	15 7/32" long, (8) R.H. helix speedometer drive gear rolled on shaft-31 splines -
69/	B, F	8	All			1	D1AZ 7060-A	18 13/16" long -31 splines
68/	A	6&8	240,302, 351,390			1		
65/	A, B, F, S	6&8	All	1	1	1	C1VP 7C062-A	SEAT - OIL PRESSURE REGULATOR VALVE SPRING
							7C063	BODY ASSY. - GOVERNOR
65/68	A, S	6&8	All exc. P/C		1	1	*D2AZ 7C063-A	Repl. by D3AZ 7C063-B (7/74)
69/70	A, B, F	8	351,390			1		
65/67	A	8	289		1			
65/66	*A	8	352		1			
65/66	*A	8	352		1		B8AZ 7C063-A	

Identification marking
May, 1975

* U.S. only
COPYRIGHT © 1975 -

FORD MOTOR COMPANY
- DEARBORN, MICHIGAN

♣ Canada only

FINAL ISSUE

YEAR	MODEL	ENGINE		QUANTITY			PART NUMBER	PART NAME and DESCRIPTION	
		CYL.	C.I.D.	FX	MX	FMX			
66/68	A	6&8	240,289, 302P/C & Fleet		1		7C063 *C0TZ 7C063-A	BODY ASSY. - GOVERNOR - continued	
69	A	6&8	240,302			1			
71/72	A, B, F	8	302,351			1	*D2AZ 7C063-A	Repl. by D3AZ 7C063-B (7/74)	
72	A	6	240			1	D2TZ 7C063-A		
70	A	6&8	240, 302			1			
65/	A, S	6&8	All	2	2	2	26579-S(U172C) 34805-S8(X62) 353351-S(AA9)	Bolt-1/4"-20 x 1/2" fillister head Lockwasher-1/4" Ball-1/4" dia.(body to shaft)	
65/67	A	6&8	All	1			7B066 B5AZ 7B066-A	PLATE - CLUTCH PRESSURE 5 1/8" dia. - 5/16" thick-54 teeth	
65/68	A, S	6&8	All		1		CIAZ 7B066-A	5 1/4" dia. - 1/4" thick-54 teeth	
68	A	8	390			1	C8AZ 7B066-B	5" dia. - 1/4" thick-54 teeth-use w/#PHB PHD model	
69/71	A, B, F	6&8	All			1			
72	A	6&8	All			1			
72	B, F	8	351			1			
68	A	8	302			1	C8AZ 7B066-A	5" dia. - 3/8" thick-54 teeth-use w/#PHA	
72	B, F	8	302			1		model	
65/67	A	6&8	All	1			7B067 *BIAZ 7B067-A	HUB - FRONT CLUTCH 45 external-20 internal teeth-#PAK 77574-A	
68	A	8	302			1		repl. by C8AZ 7B067-A (10/74)	
65/68	A, S	6&8	All		1		C1AP 7B067-A	45 external-22 internal teeth	
68	A	8	390			1	C8AZ 7B067-A	45 external-20 internal teeth-	
69/	A, B, F	6&8	All			1		#C8AP 7B067-A	
65/	A, B, F, S	6&8	All	1	1	1	C0AP 7B070-A	SPRING - FRONT CLUTCH PISTON DISC- 5 5/16" O.D.-#7 or 8 levers	
67/70	A, B, F	6&8	All	1	1	1	7E085 *C7AZ 7E085-A	SPRING - REAR CLUTCH PRESSURE Repl. by D0AZ 7E085-A (5-73)	
71/	A, B, F	6&8	All			1	D0AZ 7E085-A		
65/68	A, S	6&8	All	1	1		7086 1P 7086-A	GASKET - EXTENSION HOUSING	
68/	A, B, F	6&8	All			1	D2AZ 7086-A		
65/	A, B, F, S	6&8	All	1	1	1	C3AZ 7A089-A	CLUTCH ASSY. - PLANETARY GEARS - roller type	
65/66	A	8	289,352	1			7A094 B9AZ 7A094-A	BODY - FRONT BAND SERVO Includes: (1) 353603-S plug (1) B9TP 77379-A tube & (1) I.S. #935	
65/66	A, S	6&8	All		1		C3AZ 7A094-A	Includes: (1) 353603-S plug & (1) I.S. #1030	
67/68	A	6&8	All		1		C7AZ 7A094-A	#C7AP 7A094-A	
68	A	6&8	240,302			1	C8AZ 7A094-A	#C8AP 7A094-A	
69	A, B, F	8	351			1			
68/69	A	8	390			1	D0AZ 7A094-B		
69/71	A	6&8	240,302			1			
70	A	8	302			1	D0AZ 7A094-A	#D0AP 7A094-A-use with #PHA-F, G	
70/71	A, B, F	8	351			1			
72	A, B, F	6&8	All			1			
65/	A, S	6&8	All		AR	AR	AR	359266-S8 (BB157)	Bolt-3/8"-16 x 1 1/4" (servo body to case)
69/	B, F	8	All		AR	AR	AR	34807-S7(X66)	Lockwasher-3/8"
65/71	A, B, F, S	6&8	All	1	1	1	*B8TZ 7C096-C r/b D3AZ 7C096-A (10/74)	WASHER - PRIMARY SUN GEAR THRUST BEARING-1 15/16" O.D. 1 3/16" I.D.- includes (38) rollers	
72	A, B, F	6&8	All			1	D3AZ 7C096-A		

Identification marking

YEAR	MODEL	ENGINE		QUANTITY			PART NUMBER	PART NAME and DESCRIPTION
		CYL.	C.I.D.		FX	MX		
68	A "Before 11/15/67"	6&8	All			1	7A097	CLIP - OIL SCREEN RETAINING
69/70	A, B, F	6&8	All			1	C8AZ 7A097-A	Approx. 5 1/2" long
72	A, B, F	6&8	All			1		Use with metal screen type oil pan filter
68/71	A "From 11/15/67"	8	All			1	C8AZ 7A097-E	Use with oil pan dacron filter only
68	A "From 11/15/67"	6&8	All			1		
68/71	B, F	8	All			1		
65/66	S	8	All			1		
65/66	A	6&8	All			1		
68	A "Before 11/15/68"	6&8	All			1	7A097	CLIP - OIL SCREEN SUPPORT
68/	A, B, F "From 11/15/68"	6&8	All			1	*C8AZ 7A097-C	Not replaced
						1	C8AZ 7A097-B	
							7A098	SCREEN - OIL PAN
65/67	A	6&8	All			1	B9AP 7A098-B	*FT-31-without gasket
65/67	A	6&8	All			1	B7AZ 7A098-B	*FT-31-A-incl. (1) B5AZ 7A191-B gasket
65/67	A, S	6&8	All			1	B9MP 7A098-B	*FT-33-without gasket
65/67	A, S	6&8	All			1	B7AZ 7A098-C	*FT-33-A-incl. (1) B5SZ 7A191-B gasket
68/	A, B, F	6&8	All			1	D0AZ 7A098-A	*FT-39-consists of (1) screen & (4) clips-Note with MX trans. use the C3AZ 7A097-A & the C8AZ 7A097-C clips; with FMX trans. use the C8AZ 7A097-A & the C8AZ 7A097-B clips-without gasket
68/	A, B, F	6&8	All			1	D0AZ 7A098-B	*FT-39-A-incl. (1) B5AZ 7A191-B gasket
							7C098	Refer to group 7A260
							7C099	SEAL - FRONT CLUTCH CYLINDER - INNER OIL
65/66	A, S	6&8	All			1	C1AZ 7C099-A	1 7/16" I.D. -round cut lip
67/68	A	6&8	All			1	C1AZ 7C099-D	1 7/16" I.D. -square cut lip
68/	A, B, F	6&8	All			1	B1AZ 7C328-B	1 5/16" I.D. -square cut lip
							7C099	SEAL - REAR CLUTCH CYLINDER - PISTON OIL
65/67	A	6&8	All			1	C1AZ 7C099-A	1 7/16" I.D. -round cut lip
65/68	A, S	6&8	All			1	C1AZ 7C099-E	1 5/8" I.D. -square cut lip
68/	A, B, F	6&8	All			1	C8AZ 7E212-A	1 7/16" I.D. -square cut lip
							7A100	CONTROL ASSY. - MAIN

MAIN CONTROL IDENTIFICATION CHART

An identification number is stamped at the lower end of the main control assembly. The following chart will provide quick identification of the service part number when the identification number is known. The main control assembly may also be selected by model, year and description under Group No. 7A100 which follows the chart.

MAIN CONTROL BODY IDENTIFICATION	SERVICE PART NUMBER	MAIN CONTROL BODY IDENTIFICATION	SERVICE PART NUMBER
#62	C3AZ 7A100-AD	#C2	C8SZ 7A100-E
#A1	C3AZ 7A100-AD	#C3	C7AZ 7A100-U
#A2	C3AZ 7A100-AE	#C4	C7AZ 7A100-S
#A3	C3AZ 7A100-AD	#C5	C9AZ 7A100-L
#A5	C9ZZ 7A100-D	#C6	C9AZ 7A100-L
#A6	C9AZ 7A100-K	#C7	C9AZ 7A100-G
#A8	D2AZ 7A100-H		
#B4	C7AZ 7A100-U	#D1	C3AZ 7A100-AD
#B5	C9AZ 7A100-K	#D3	C7AZ 7A100-S
#B6	C9ZZ 7A100-F	#D4	C7AZ 7A100-T
#B8	D2AZ 7A100-H	#D8	D2OZ 7A100-E
#B9	C9AZ 7A100-G	#D9	C9AZ 7A100-K
		#E2	C3AZ 7A100-AE
#C1	C5AZ 7A100-G	#E7	D2AZ 7A100-A
		#E8	D2OZ 7A100-F

Identification marking

* Motorcraft number

May, 1975

COPYRIGHT © 1975 -

FORD MOTOR COMPANY

- DEARBORN, MICHIGAN

FINAL ISSUE

MAIN CONTROL IDENTIFICATION CHART - continued

MAIN CONTROL BODY IDENTIFICATION	SERVICE PART NUMBER	MAIN CONTROL BODY IDENTIFICATION	SERVICE PART NUMBER
#EB	D2OZ 7A100-F	#N1	C3AZ 7A100-AE
#F1	C5AZ 7A100-G	#N5	C9ZZ 7A100-D
#F3	C7AZ 7A100-T	#N6	D0ZZ 7A100-A
#F6	D0OZ 7A100-B	#P2	C3AZ 7A100-AD
#G1	C3SZ 7A100-E	#P5	C9AZ 7A100-K
#G3	C7AZ 7A100-T	#P6	D0OZ 7A100-B
#G6	C9AZ 7A100-G	#P7	D2ZZ 7A100-B
#G7	D2ZZ 7A100-A	#R3	C7AZ 7A100-U
#G8	D2OZ 7A100-F	#R5	C9AZ 7A100-H
		#S2	C5AZ 7A100-G
#H2	C5AZ 7A100-G	#S3	C7AZ 7A100-U
#H3	C7AZ 7A100-U	#S7	D2ZZ 7A100-B
#H4	C7AZ 7A100-T		
#H8	D2ZZ 7A100-B	#T4	C9ZZ 7A100-E
#J2	C5AZ 7A100-G	#U2	C3AZ 7A100-AE
#J3	C7AZ 7A100-S	#U3	C7AZ 7A100-S
#J4	C7AZ 7A100-S	#U4	C9AZ 7A100-L
#J5	C9AZ 7A100-G	#U5	C9AZ 7A100-L
#J6	C9AZ 7A100-L	#V1	C3SZ 7A100-E
#J7	D2AZ 7A100-A	#V3	C7AZ 7A100-T
#J8	D2AZ 7A100-H	#V4	C9AZ 7A100-L
#K1	C3AZ 7A100-AD	#V5	C9ZZ 7A100-E
#K2	C3SZ 7A100-E		
#K4	C7AZ 7A100-U	#W1	C5AZ 7A100-G
#K6	C9ZZ 7A100-E	#W2	C3SZ 7A100-E
#K8	D2OZ 7A100-G	#W5	C9ZZ 7A100-D
#L1	C5AZ 7A100-G	#W6	D2ZZ 7A100-A
#L2	C3AZ 7A100-AD	#X1	C5AZ 7A100-G
#L4	C9AZ 7A100-G	#X2	C5AZ 7A100-G
#L5	C9AZ 7A100-L	#X5	C9AZ 7A100-K
#L6	C9ZZ 7A100-F		
#L7	D2ZZ 7A100-A	#Y1	C3AZ 7A100-AD
#L8	D2OZ 7A100-E	#Y2	C3AZ 7A100-AD
#M2	C3AZ 7A100-AD	#Y5	C9AZ 7A100-G
#M4	C9AZ 7A100-H	#Z1	C3AZ 7A100-AD
#M5	C9ZZ 7A100-E	#Z2	C5AZ 7A100-G
#M6	C9AZ 7A100-K	#Z4	C9ZZ 7A100-E
		#Z5	C9ZZ 7A100-E

YEAR	MODEL	ENGINE		QUANTITY				PART NUMBER	PART NAME and DESCRIPTION
		CYL.	C.I.D.		FX	MX	FMX		
65/66	A	8	289		1			C3AZ 7A100-AE	#A2, #E2, #N1, #U2-includes I.S. #2152
67	A	8	289		1			C7AZ 7A100-T	#D4, #F3, #G3, #H4, #V3
65/66	A	8	352		1			C3AZ 7A100-AD	#62, #A1, #A3, #D1, #K1, #L2, #M2, #P2, #Y1, #Y2, #Z1-includes I.S. #1123 & #2152
65/66	A, S	8	390			1		*C5AZ 7A100-G	#C1, #F1, #H2, #J2, #L1, #S2, #W1, #X1, #X2, #Z2-includes I.S. No. 2152
65/66	A, S	6&8	240,289, 352,390			1		C3SZ 7A100-E	#C2, #G1, #K2, #V1, #W2-includes I.S. No. 2152
67	A	8	390			1		C7AZ 7A100-U	#B3, #C3, #H3, #K3, #R3, #S3
68	A	8	390			1		C9AZ 7A100-G	#B9, #G6, #J5, #Y5
68/69	A	8	390				1	C9AZ 7A100-L	#C6, #J6, #C5, #L5, #V4, #U4, #U5
67	A	6&8	240,289			1		C7AZ 7A100-S	#D3, #J3, #U3, #C4
68	A	8	240,302			1		C9AZ 7A100-H	#M4, #R5
69/71	A	6&8	240,302			1		C9AZ 7A100-K	#A6, #B5, #D9, #M6, #P5, #X5
69	A, B, F	8	351-2B				1	C9ZZ 7A100-E	#K6, #M5, #T4, #V5, #Z4, #Z5
70/71	A	8	351-2B				1		
68	A	6&8	240,302				1		
71/72	A	6&8	240,302, 351				1	D2AZ 7A100-H	#A8, #B8, #E7, #J7

* Identification Marking

YEAR	MODEL	ENGINE		QUANTITY			PART NUMBER	PART NAME and DESCRIPTION
		CYL.	C.I.D.		FX	MX		
							7A100	CONTROL ASSY. - MAIN - continued
72	B	8	302			1	D2OZ 7A100-G	#K8
72	F	8	302			1	D2ZZ 7A100-B	#H8, #P7, #S7
72	B	8	351-2B			1	D2OZ 7A100-E	#D8, L8 use with #PHB-C
72	B	8	351-2B			1	D2OZ 7A100-F	#E8, G8 use with #PHB-Z
70/71	F	"Before 7/1/71"	8 351-2B			1	D0ZZ 7A100-A	#N6
71/	F	"From 7/1/71"	8 351-2B			1	D2ZZ 7A100-A	#G7, #L7, #W6
69	B, F	8	351-4E			1	C9ZZ 7A100-D	#A5, #N5, #W5
69	B, F	8	351-4E			1	C9ZZ 7A100-F	#B6, #L6
70	B, F	8	351-4E			1	D0OZ 7A100-B	#F6, #P6
67/	A, B, F	6&8	All				357913-S(BB127)	Bolt-1/4"-20 x 1 5/8" (valve body to case)
							34805-S(X62)	Washer-1/4"
							7A103	PUMP ASSY. - FRONT OIL
65/67	A, S	6&8	All	1	1		C3AZ 7A103-E	
68/	A, B, F	6&8	All	1	1	1	C8AZ 7A103-A	
65/	A, B, F, S	6&8	All	AR	AR	AR	371454-S(BB145)	Bolt-5/16"-18 x 2" hex. head (pump to case)
							7A108	SUPPORT ASSY. - CONVERTER STATOR
65/67	A, S	6&8	All	1	1		B5AZ 7A108-A	
68/	A, B, F	6&8	All		1	1	C8AZ 7A108-A	
67/	A, B, F	6&8	All	AR	AR	AR	54086-S(U107G)	Screw-No.10-24 x 5/8" (support to pump)
65/	A, B, F, S	6&8	All	1	1	1	C3AZ 7A115-A	LEVER - MANUAL CONTROL VALVE DETENT
65/67	A, S	6&8	All	1	1		356071-S(MM174)	Locknut-9/16"-24 (detent lever to manual lever)
68/	A, B, F	6&8	All		1	1	377330-S (MM169K)	Nut-9/16"-18 (detent lever to manual lever)
65/	A, B, F, S	6&8	All	1	1	1	C3AZ 7A117-C	LEVER - PARKING PAWL TOGGLE OPERATING
65/	A, B, F, S	6&8	All	1	1	1	C3AZ 7A119-A	PIN - PARKING PAWL TOGGLE
							374979-S(XX15D)	Retaining washer-5/16" dia.(pin to lever)
							354861-S(XX137)	Washer-flat-3/8"
							7120	BUSHING - INPUT SHAFT
65/	A, B, F	6&8	All	1		1	B1AZ 7120-A	7/8" I.D. -3/4" long-steel backed bronze
65/68	A, S	8	All			1	C3AZ 7120-B	7/8" I.D. -7/8" long-steel backed alloy
65/	A, B, F, S	6&8	All	1	1	1	B1AZ 7A121-A	LEVER - PARKING PAWL TOGGLE
							7C122	SNAP RING - OUTPUT SHAFT RING GEAR RETAINING - SELECTIVE FIT
65/	A, B, F, S	6&8	All	AR	AR	AR	B1AZ 7C122-A	5 13/32" O.D. -.055" thick
							B1AZ 7C122-B	.057" thick
							B1AZ 7C122-C	.059" thick
							B1AZ 7C122-D	.064" thick
							B1AZ 7C122-E	.069" thick
65/	A, B, F, S	6&8	All	1	1	1	C3AZ 7A130-B	SUPPORT ASSY. - PLANETARY GEARS
65/	A, B, F, S	6&8	All	1	1	1	C4AZ 7A132-A	BUSHING - PLANETARY GEAR SUPPORT
65/67	A, S	6&8	All	1	1		C2AZ 7A135-A	SERVO REPAIR KIT - FRONT Consists of (2) 353603-S cup
65/	A, B, F, S	6&8	All	1	1	1	B1AZ 7A136-A	GASKET - FRONT OIL PUMP TO CASE - 5 15/16" O.D. -5 9/16" I.D.
							7A139	REGULATOR - OIL PRESSURE
65/67	A	8	All	1			C2AZ 7A139-A	Includes (1) 353603-S cup & I.S. #743
68/	A, B, F	6&8	All		1	1	C8AZ 7A139-B	
65/67	A	6&8	All			1	C3AZ 7A139-C	
65/	A, B, F, S	6&8	All	2	2	2	357235-S (BB136)	Bolt-5/16"-18 x 7/8" (regulator to case)
							34806-S7(X64)	Lockwasher-5/16"

• Reconditioners only

Identification Marking

May, 1975

COPYRIGHT © 1975 -

FORD MOTOR
COMPANY

- DEARBORN, MICHIGAN

FINAL ISSUE

YEAR	MODEL	ENGINE		QUANTITY				PART NUMBER	PART NAME and DESCRIPTION
		CYL.	C.I.D.		FX	MX	FMX		
								7A141	COVER - OIL PRESSURE REGULATOR BODY
68/	A, B, F	6&8	All			1	1	C8AZ 7A141-A	
65/	A, S	6&8	All		AR	AR	AR	★356746-S	Bolt-No.10 (cover to body)
								34803-S(X60)	Lockwasher No.10
65/	A, B, F, S	6&8	All			1	1	C3AZ 7A142-A	PLATE - OIL PRESSURE REGULATOR BODY SEPARATING
								7A149	PUMP - REAR OIL - Also refer to Group 7A383
65/67	A, S	6&8	All			1	1	C2AZ 7A149-A	
68	A	8	All				1	C8AZ 7A149-A	
65/68	A, S	8	All			1	1	74144-S(L4)	Key-woodruff (pump to shaft)
								7153	GASKET and OIL SEAL KIT - Also refer to Groups 7C288 & 7C289
65/67	A	6&8	All			1		B8AZ 7153-G	Consists of the following:

OIL SEALS

1-B1AZ	7C050-B	1-B5AZ	7A294-C	1-B9A	77357-B
1-C1AP	7C050-A	1-B6AZ	7A294-A	1-B9A	77357-C
1-B5AZ	7C050-B	1-B8AZ	7A294-A&B	1-1P	77512-A
1-B7AZ	7C098-B	1-B8AZ	7A294-D	1-1P	77513-A
1-B8SZ	7C098-A	1-B9AZ	7A294-E	1-1P	77542-A
1-C1AZ	7C099-A	1-C1AZ	7A294-D	2-1P	77543-B
2-C0AZ	7C169-A	1-B1AZ	7C328-B	1-1P	77868-A
1-C3AZ	7A248-A	1-B1AZ	7C329-A	1-1P	77873-A
1-B1AZ	7A294-B	1-C7AZ	7B498-A	4-1P	77883-A
1-B1AZ	7A294-C	1-B6AZ	7A548-B	2-354516-S	
1-B5AZ	7A294-B	1-B9A	77357-A	1-372984-S	

GASKETS

1-1P	7086-A
1-B3TZ	7086-A
1-B1AZ	7A136-A
1-B5AZ	7A191-B
1-B5SZ	7A191-B
1-B1AZ	7A222-A
1-C1VP	7B391-B
1-1P	77265-B

65	S	8	All			1		B5SZ 7153-C	
----	---	---	-----	--	--	---	--	-------------	--

Consists of the following

OIL SEALS

1-B5AZ	7C050-A	1-B1AZ	7A294-C	1-B1AZ	7A548-A
1-C1AZ	7C051-A	1-B5AZ	7A294-A	1-1P	77265-B
1-C1AZ	7C099-E	1-B5AZ	7A294-D	2-B5S	77542-A
2-B5SZ	7C160-A	1-B1AZ	7C329-A	1-1P	77868-A
1-C3AZ	7A248-A	2-C7AZ	7B498-A	4-1P	77883-A

GASKETS

1-1P	7086-A
1-B1AZ	7A136-A
1-B5SZ	7A191-B
1-B1AZ	7A222-A
1-C1VP	7B391-B

65/67	A, S	8	352,390			1		C1AZ 7153-F	
-------	------	---	---------	--	--	---	--	-------------	--

Consists of the following

OIL SEALS

1-C1AZ	7C050-A	1-B1AZ	7A294-C	1-C1AZ	7A548-C
1-C7AZ	7C050-C	1-B6SZ	7A294-B	1-1P	77265-B
1-C7AZ	7C050-D	1-B8AZ	7A294-D	1-B9A	77357-B
1-C1AZ	7C051-A	1-C1AZ	7A294-A	1-B9A	77357-C
1-B8SZ	7C098-A	1-C1AZ	7A294-D	2-B5S	77542-A
1-C1AZ	7C098-A	1-C1AZ	7A294-E	2-1P	77543-B
1-C1AZ	7C099-D	1-B1AZ	7C329-A	1-1P	77868-A
1-C1AZ	7C099-E	1-C1AP	7375-A	4-1P	77883-A
2-B5SZ	7C169-A	1-C7AZ	7B498-A	2-354516-S	
1-C3AZ	7A248-A	1-B6AZ	7A548-A		

GASKETS

1-1P	7086
1-B1AZ	7A136-A
1-B5SZ	7A191-B
1-B1AZ	7A222-A
1-C1VP	7B391-B

YEAR	MODEL	ENGINE		QUANTITY			PART NUMBER	PART NAME and DESCRIPTION
		CYL.	C.I.D.		FX	MX		
68	A	6&8	All			1	7153 C8AZ 7153-D	GASKET and OIL SEAL KIT - continued

Consists of the following

OIL SEALS				GASKETS		INSULATOR	
1-B8AZ	7A011-A	1-B1AZ	7A294-D	1-1P	7086-A	1-C7AZ	7341-A
1-C1AZ	7C050-A	1-B8AZ	7A294-D	1-B3TZ	7086-A		
1-C7AZ	7C050-C	1-C1AZ	7A294-D	1-B1AZ	7A136-A		
1-C7AZ	7C050-D	1-C7AZ	7B498-A	1-B5SZ	7A191-B		
1-C1AZ	7C051-A	1-C1AZ	7A548-C	1-B1AZ	7A222-A		
1-B7AZ	7C098-B	1-1P	77265-B	1-C1VP	7B391-B		
1-C1AZ	7C099-E	2-B5S	77542-A				
1-C1AZ	7C099-D	2-1P	77543-B				
2-B5SZ	7C169-A	1-1P	77868-A				
1-C2AZ	7A248-A	1-1P	77883-A				

68/	A, B, F	6&8	All			1	▲C9AZ 7153-A	
-----	---------	-----	-----	--	--	---	--------------	--

Consists of the following

OIL SEALS				GASKETS	
4-C6AZ	7D019-A	1-C8AZ	7E212-A	1-C1AZ	7A294-D
1-B1AZ	7C050-B	1-C2AZ	7A248-A	1-D1AZ	7A294-A
1-C1AZ	7C050-A	1-C8AZ	7A293-A	1-B1AZ	7C328-B
1-C7AZ	7C050-C	1-C8MY	7A293-A	1-C8AZ	7423-A
1-C8AZ	7C050-A	1-B1AZ	7A294-C	1-C7AZ	7B498-A
1-C8AZ	7C051-A	1-B8AZ	7A294-D	1-D1AZ	7A548-A
1-B7AZ	7C098-B	1-B9AZ	7A294-E	1-1P	77265-B
				1 B6AZ	7A548-B

65/	A, B, F, S	6&8	All		1	1	1	D1AZ 7A153-A	GEAR - OUTPUT SHAFT RING - 72 internal 39 external teeth, 6 1/8" O.D. - 1 37/64" wide
65/	A, B, F, S	6&8	All		1	1	1	378874-S(QQ94)	Snap ring - 4 1/4" dia. - (ring gear to output shaft hub) (ring gear to forward clutch hub)
								7D157	PISTON ASSY. - REAR CLUTCH
65/67	A	6&8	All		1			C4AZ 7D157-B	
65/68	A, S	6&8	All			1		C7AZ 7D157-B	
68	A	8	302				1	C8AZ 7D157-A	#C8AP 7D158-A, #D0YP 7D158-B
72	F	8	302				1		
68	A	8	390				1	D0ZZ 7D157-A	#C8AP 7D158-B, #C9ZP 7D158-A, #D0ZP 7D158-A - Includes D0AZ 7E085-A Use with #PHD-B1
69/71	A, B, F	6&8	All				1		
72	A	6&8	All				1		
72	B, F	8	351				1		
65/70	A, B, F, S	6&8	All		1	1	1	7A158 B1AZ 7A158-A	STRUT - FRONT BAND ACTUATING Actuating - 1 5/8" long - 3/4" wide
					1	1	1	C8AZ 7E243-A	Anchor
71	A, F	6&8	All				1	C9AZ 7A158-A	Actuating - 1 3/4" long - 11/16" wide
71/	A, F	6&8	All				1	C9AZ 7E243-A	Anchor - 1" long - 23/32" wide - includes pin
72	A	6&8	All				1	C9AZ 7A158-A	(a) - actuating - use with PHB-L5 & PHD-A6 Use with PHB-C1, C2, Z2
	B	6&8	All				1		Use with PHA-H2 & PHB-E6
	F	6&8	All				1		
72	A	6&8	All				1	D2AZ 7E243-A	(a) - anchor - use with PHB-L5 & PHD-A6 Use with PHB-C1, C2, Z2
	B	6&8	All				1		Use with PHA-H2 & PHB-E6
	F	6&8	All				1		
65/68	A, S	6&8	All		1	1		B1AZ 7A160-A	TUBE - REAR OIL PUMP INLET - 5 1/16" long - 9/16" O.D. - Also refer to Group 7A204

▲ This kit does not include the primary sun gear and shaft oil seals: Basic 7C169, 77542 and 77543. If they need to be replaced, use cast iron seals in place of teflon seals.

Identification marking (a) - Use with stainless steel flex band only (D2AZ 7A162-A)

YEAR	MODEL	ENGINE		QUANTITY			PART NUMBER	PART NAME and DESCRIPTION
		CYL.	C.I.D.	FX	MX	FMX		
							7D160	SPRING - OIL PRESSURE REGULATOR VALVE
65/67	A	6&8	All	1			B5A 77465-B	Approx. 3 5/8" free length-20 1/2 coils
65/66	A, S	6&8	All		1		C3AZ 7D160-B	Approx. 3 1/8" free length-19 coils
67/	A, B, F	6&8	All		1	1		
							7A162	BAND ASSY. - FRONT SERVO
65/66	A	6&8	All	1			C2AZ 7A162-D	1 15/16" wide-anchor slot off-centered
67	A	8	All	1			C7AZ 7A162-B	1 15/16" wide-#59
65/66	A, S	6&8	All		1		C2AZ 7A162-A	1 15/16" wide-anchor slot centered
67/72	A, B, F	"Before 10/1/71" 6&8	All		1	1	★C7AZ 7A162-C	1 15/16" wide-#58 -replaced by (1) D2AZ 7A162-A, (1) C9AZ 7A158-A, (1) D2AZ 7E243-A, (1) D1AZ 7A178-A(9/73)
72	A, F	"From 10/1/71" 6&8	All			1	D2AZ 7A162-A	See Note (b)-stainless steel-use w/PHB Use w/PHA and PHB-includes (1) D1AZ 7A178-A
72	B	6&8	All			1		
65/71	A, S	6&8	All		1	1	B6SZ 7A163-A	PIN - FRONT BAND SERVO PISTON GUIDE 2 3/8" long-3/8" & 5/16" O.D.
							7A164	PISTON AND PIN ASSY. - FRONT BAND SERVO - Refer to Group 7A260

YEAR	MODEL	ENGINE		QUANTITY			INTERNAL SPLINE PLATE		EXTERNAL SPLINE PLATE	
		CYL.	C.I.D.	FX	MX	FMX	(FRICTION) - 7B164	QTY.	(STEEL) - 7B442	QTY.
							7B164	PLATE - CLUTCH INTERNAL and EXTERNAL SPLINE		
FRONT CLUTCH										
65/68	A	6&8	All		x	x	B5AZ 7B164-B	4	C8AZ 7B442-A	3
65/68	A, S	6&8	All			x		5		4
68	A	6&8	All				★◆C8AZ 7B164-B (.080" thick) - r/b selective fit packages C9AZ 7B164-A or C or D ◆C8AZ 7B164-C (.090" thick)	1	C8AZ 7B442-A	3or4
69/	A, B, F	6&8	All				C9AZ 7B164-A (Std.) Includes: 5 plates-.058" thick	1	C8AZ 7B442-A	3or4
							●C9AZ 7B164-C (.015" O/S) Includes: 4 plates-.058" thick 1 plate-.073" thick	1		
							●C9AZ 7B164-D (.030" O/S) Includes: 4 plates-.058" thick 1 plate-.088" thick	1		

◆ Use for selective fit with B5AZ 7B164-B plate assy. in FMX models for clutch assy. free pack clearance.
 ● Use for selective fit for clutch assy. free pack clearance. # Identification marking
 (b) - When replacing forced type band also use (1) C9AZ 7A158-A actuating strut, (1) D2AZ 7E243-A anchor strut

7B164 PLATE - CLUTCH INTERNAL and
EXTERNAL SPLINE - continued

YEAR	MODEL	ENGINE		QUANTITY			INTERNAL SPLINE PLATE		EXTERNAL SPLINE PLATE		
		CYL.	C.I.D.		FX	MX	FMX	(FRICTION) - 7B164	QTY.	(STEEL) - 7B442	QTY.
REAR CLUTCH											
65/66	A, S	6&8	All			x		B6AZ 7B164-A	6	BlAZ 7B442-A (50 teeth)	6
65/66	A	6&8	All		x			C2AZ 7B164-A	3	C2AZ 7B442-A (54 teeth)	3
67	A	8	289		x				3		4
67/68	A	6&8	All			x			4		5
68	A	6&8	All				x	★ C8AZ 7B164-B r/b selective fit packages C9AZ 7B164-A or B	1		
68	A	8	302				x	C8AZ 7B164-G	3	C8AZ 7B442-A	3
68	A	8	390				x		4		4
69/70	A, B, F "Before 12/1/69"	6&8	All				x		4		5
70/71	A, B, F "From 12/1/69"	6&8	All				x		4		4
72	A	6&8	All				x		4		4
72	B, F	8	351				x		4		4
72	F	8	302				x		3		4

YEAR	MODEL	ENGINE		QUANTITY			PART NUMBER	PART NAME and DESCRIPTION	
		CYL.	C.I.D.		FX	MX			FMX
65/	A, B, F, S	6&8	All		1	1	1	B7AZ 7A165-A 7A166	SHAFT - FRONT BAND SERVO ACTUATING LEVER - 1 11/16" long- 7/16" O.D. -3 grooves one end WASHER - REAR CLUTCH SUN GEAR THRUST
65/	A, B, F	6&8	All		1		1	BlAZ 7A166-A	2 5/16" O.D. -1 1/2" I.D. -1/16" thick
65/68	A, S	6&8	All				1	B5SZ 7A166-A	2 9/16" O.D. -1 11/16" I.D. -1/16" thick
								7A168	SLEEVE - GOVERNOR OIL DISTRIBUTOR
65/68	A, S	6&8	All		1	1		B8AZ 7A168-B	Ring-retaining (sleeve to shaft)
65/66	A	8	All		1			97708-S(Q5R)	LEVER - REAR BAND SERVO ACTUATING
65/67	A, S	6&8	All			1		7A169	Use with (29) B5A 77406-A needle bearing
65	A	6&8	All		1			C1SP 7A169-A	Use with (29) B5A 77406-A needle bearing
68	A	6&8	All			1		B5AZ 7A169-B	Use with (29) B5A 77406-A needle bearing
68	A	8	390				1		
69/	A	6&8	All				1		
65/67	A	8	All		1			C6AZ 7A169-A	Needle bearings are not required
68	A	6&8	240,302				1		
72	B	8	351				1		
72	F	8	302				1		
69/70	B "From 3/11/69"	8	All				1	B5AZ 7A169-B	Use w/external type band adjustment
70/	F	8	351				1		
								7A169	LEVER & PISTON KIT - REAR SERVO
69	F "Before 3/11/69"	8	All				1	D0AZ 7A169-A	Conversion kit for external type adjustment servo from internal type (to be used w/existing hex.socket hd. 7A178 stop Includes: (1) B5AZ 7A169-B lever (1) B8AZ 7A266-A piston
								7C169	SEAL - PRIMARY SUN GEAR OIL
65/	A, B, F	6&8	All		1or2		1or2	▲ 1P 77542-A	Front-1 1/16" O.D. -3/32" thick-cast iron
					1or2		1or2	▲ C0AZ 7C169-A	Intermediate-1 1/8" O.D. -3/32" thick cast iron
					2		2	▲ 1P 77543-B	Rear-15/16" O.D. -3/32" thick-cast iron

▲ Teflon oil seals are not serviced

Identification marking

◆ Use for selective fit with B5AZ 7B164-B plate assy. in FMX models for clutch assy. free pack clearance.

YEAR	MODEL	ENGINE		QUANTITY			PART NUMBER	PART NAME and DESCRIPTION
		CYL.	C.I.D.		FX	MX		
							7C169	SEAL - PRIMARY SUN GEAR OIL - continued
65/68	A, S	6&8	All			1or2	▲ B5S 77542-A	Front-1 3/16" O.D., -3/32" thick-cast iron
						1or2	▲B5SZ 7C169-A	Intermediate-1 1/4" O.D., -3/32" thick-cast iron
						1or2	▲ 1P 77543-B	Rear-15/16" O.D., -3/32" thick-cast iron
							7A170	TUBE - CLUTCH and GOVERNOR OIL DISTRIBUTOR
65/68	A, S	6&8	All		1	1	B8AZ 7A170-A	Intermediate
					1	1	B8AZ 7A173-A	Front
					1	1	B8AZ 7A174-A	Rear
68/	A, B, F	6&8	All			1	C8AZ 7A170-A	Intermediate
						1	C8AZ 7A173-A	Front
						1	C8AZ 7A174-A	Rear
65/	A, B, F, S	6&8	All		1	1	B8AZ 7A171-A	SHAFT - REAR BAND SERVO ACTUATING LEVER - 1 15/16" long-1/2" dia.
65/	A, B, F, S	6&8	All		1	1	C1AZ 7A172-A	STRUT - REAR BAND ACTUATING
							7B172	BODY - REAR BAND SERVO
65/66	A	8	352		1		C3AZ 7B172-B	#PBM 77405-A
65	A	8	289		1			Use w/#PCT-J3 model
66	A	8	289		1			
65	A	8	289		1		C3AZ 7B172-C	Use w/#PCT-J2 model, #PAZ 77405-C,
67/68	A	8	240,289,302		1	1		#C3AP 7B173-A, #C7AP 7B173-A
65/67	A, S	6&8	All			1	C1AP 7B172-A	#C1AP 7B173-A
68	A	6&8	All			1	C8AZ 7B172-A	#C8AP 7B173-A
68	A	8	390			1	C8AZ 7B172-B	#C8AP 7B173-B
69/	A, B, F	8	All			1		
65/	A, B, F, S	6&8	All		1	1	354150-S8 (BB177)	Bolt-7/16"-14 x 1 3/4" (servo body to case)
					1	1	B7A 77420-A	Bolt (special)-7/16"-14 x 2 1/2"-with pilot end (servo body to case)
					2	2	34808-S8(X67)	Lockwasher-7/16"
							7A173	Refer to group 7A170
							7A174	Refer to group 7A170
							7D174	VALVE - LUBE
65/	A, B, F	6&8	All		1	1	C3AZ 7D174-A	1/2"-20 thd., -inverted flare for 5/16" dia. tube seat
65/66	S	8	All			1	C3SZ 7D174-A	5/8"-18 thd., -inverted flare for 3/8" dia. tube seat
65/	A, B, F, S	6&8	All		1	1	B6AZ 7A175-A	STRUT - REAR BAND ANCHOR -1/2" & 1 1/4" wide-1 1/4" long-#C9AP 7D038-A
65/	A, B, F, S	6&8	All		1	1	B5SZ 7A176-B	BAND ASSY. - REAR-1 5/8" wide, #61
65/	A, B, F, S	6&8	All		1	1	D1AZ 7A178-A	SCREW - FRONT BAND ADJUSTING -set screw-3/8"-16 x 1 19/32"
					1	1	33924-S(M28)	Nut-3/8"-16 jam(front band adjusting)
							7A178	SCREW - REAR BAND ADJUSTING - also refer to 7E216 kits
65/68	A, S	6&8	All		1	1	C1AP 7A178-B	1/2"-20 x 2 1/2", 5/16" sq.hd.
68/71	A	6&8	All			1		
69/70	B "From 3/11/69"	8	All			1		Use w/external type band adjustment
69	B "Before 3/11/69"	8	All			1	C9ZZ 7A178-A	1/2"-20 x 2", 7/32" hex. socket hd.-use w/internal type band adjustment (for conversion to external type see 7E216 kit)
72	A	6&8	All			1		
69/	F	8	All			1		
72	B	8	351			1		
65/	A, S	6&8	All		1	1	33943-S8(M36)	Nut-1/2"-20 jam (rear band adjusting)
							7190	Refer to group 7A813

Identification marking

▲ Teflon oil seals are not serviced

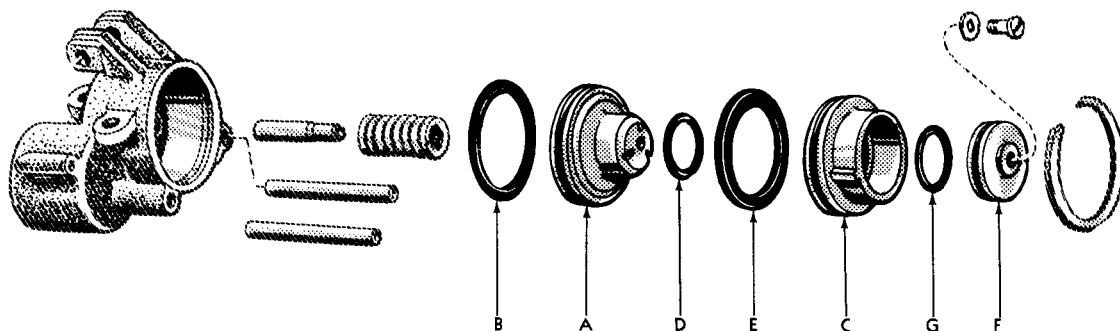
YEAR	MODEL	ENGINE		QUANTITY			PART NUMBER	PART NAME and DESCRIPTION
		CYL.	C.I.D.	FX	MX	FMX		
65/	A, B, F	6&8	All	1		1	7A191	GASKET - OIL PAN TO CASE
65/68	A, S	6&8	All		1		B5AZ 7A191-B	
65/	A, B, F, S	6&8	All	1	1	1	B5SZ 7A191-B	
							C1AZ 7194-A	RETAINER - THIRD-SECOND COASTING ORIFICE CONTROL VALVE SPRING
65/67	A	6&8	All	1			7A194	PAN ASSY. - TRANSMISSION OIL
65/68	A, S	6&8	All		1		B5AZ 7A194-A	13 1/8" x 10 1/8"
68/	A, B, F	6&8	All			1	B5SZ 7A194-A	13 1/8" x 10 7/16"
65/	A, S	6&8	All	14	14	14	C8AZ 7A194-A	
							378782-S (BB543D)	Bolt-5/16"-18 x 9/16" (oil pan to case)
65/67	A, S	6&8	All	AR	AR	AR	34806-S7(X64)	Lockwasher-5/16"
							B5AZ 7A202-A	VALVE - OIL PRESSURE REGULATOR
65/68	A, S	6&8	All	1	1		7A204	TUBE - REAR OIL PUMP OUTLET
68	A	6&8	All			1	B1AZ 7A204-A	2 7/16" long-9/16" O.D.
							C8AZ 7A204-A	2 7/8" long-3/8" dia. to 5/16" dia. reduction
65/	A, B, F	6&8	All	1		1	7A206	TUBE - COMPENSATOR PRESSURE OIL
65/68	A, S	6&8	All		1		B5AZ 7A206-A	
							B5SZ 7A206-A	
65/68	A, S	6&8	All	1	1		7A208	TUBE - OIL PRESSURE REGULATOR
68/	A, B, F	6&8	All			1	★B4AZ 7A208-A	Not replaced
							C8AZ 7A208-A	
							7E212	Refer to group 7C099
							7E216	Refer to group 7A266
69	B	8	All			1	7E216	PISTON & STOP KIT - REAR BAND
							●C9OZ 7E216-A	Kit-for conversion from internal to external type rear servo band adjustment. Includes: (1) B5AZ 7A169-B lever (1) C1AP 7A178-B stop (1) B8AZ 7A266-A piston
69	F	8	All			1	7E216	To convert from internal to external type adjustment-use (7A169) kit
65/68	A, S	6&8	All	1	1		7A222	GASKET - REAR OIL PUMP TO CASE
68/	A, B, F	6&8	All			1	B1AZ 7A222-A	
							C8AZ 7A222-A	
65/67	A, S	6&8	All	1	1		7C222	PUMP OVERHAUL KIT - FRONT
							C3AZ 7C222-A	Consists of the following:
			430					
				1-B1AZ 7A136-A Gasket	1-C1AZ 7B258-A	Bushing	1-B5AZ 7B261-A	Bushing
				1-C3AZ 7A248-A Seal	1-C1AZ 7B259-A	Bushing	4-371454-S	Bolt
65	A	8	289			1	7A228	TUBE - OIL FILLER
65	A	8	352,390			1	C5AZ 7A228-E	Approx. 21 1/2" long
66/68	A	8	289,302			1	C5AZ 7A228-B	Approx. 21 1/4" long
66/68	A	6	240			1	C6AZ 7A228-C	Approx. 24 1/2" long
66/68	A	8	390			1	C6AZ 7A228-E	Approx. 24 5/8" long
66	A	8	352			1	C6AZ 7A228-D	Approx. 23 7/8" long
68	A	6&8	240,302			1	C8AZ 7A228-A	
68	A	8	390			1	C8AZ 7A228-B	
69/	A	6&8	240,302, 351			1	C9AZ 7A228-B	
69	A	8	390			1	C9AZ 7A228-C	
69	B	8	All			1	C9OZ 7A228-B	
70/	B	8	All			1	D0OZ 7A228-C	
69	F	8	All			1	C9OZ 7A228-B	
70/	F	8	All			1	D0OZ 7A228-C	
65/66	S	8	All			1	★C2SZ 7A228-A	
72	B	8	351-2B			1	D3OZ 7A228-A	Approx. 19 3/4" long-blue paint on top of tube

• Refer to T.S.B. No.115 (May 16, 1969), article 1792 for adjustment procedure
May, 1975

YEAR	MODEL	ENGINE		QUANTITY			PART NUMBER	PART NAME and DESCRIPTION
		CYL.	C.I.D.		FX	MX		
							7A229	CLAMP - OIL FILLER TUBE
65/69	A	8	352,390		1	1	C1AA 7A229-B	
65/66	S	8	All		1		C2SZ 7A229-A	
65/	A, B, F, S	6&8	All		1	1	C3AZ 7A232-A	ROD - PARKING PAWL TOGGLE Approx. 2 1/2" long-includes rod, spring, trunnion & pin
65/	A, B, F, S	6&8	All		AR	AR	72003-S(N38)	Cotter pin-1/16" x 1/2" (to retain rod)
65/	A, B, F, S	6&8	All		1	1	*C4AZ 7D236-B	RACE - PRIMARY SUN GEAR THRUST WASHER-r/b D3AZ 7C096-A (10/74)
71/72	A, F	6&8	All			1	D1AZ 7E242-A	SCREEN - GOVERNOR OIL - use with D1AZ 7C053-A, D1TZ 7C053-A governor only
72	B	8	All			1		
72	A, F	6&8	All			1	*D2AZ 7E242-A	Repl. by D1AZ 7E242-A (2-73)
							7E243	Refer to group 7A158
65/	A, B, F, S	6&8	All		1	1	B9AP 7A244-A	PIN - PARKING PAWL TOGGLE LEVER- approx. 1 5/8" long
65/	A, S	6&8	All		1	1	74274-S(R3)	Retainer-1/4" (pin to lever)
70	A, F	8	351-2B			1	D0AZ 7D245-A	SPRING KIT - CONTROL OIL PRESSURE COMPENSATOR - consists of (1) C9AP 7A324-B outer spring, (1) C9AP 7351-C inner spring
							7A246	TUBE - TRANSMISSION BREATHER
65/	A, B, F	6&8	All		1	1	C5AZ 7A246-A	5/16" dia. tubing
65/	A, B, F	6&8	All		1	1	372989-S (MM109D)	Nut-5/16" (tube to case)
							7A248	SEAL - FRONT OIL PUMP
65/67	A, S	6&8	All		1	1	C3AZ 7A248-A	2 11/16" O.D. -1 15/16" I.D. -3/8" thick
68/	A, B, F	6&8	All			1	C2AZ 7A248-A	2 3/4" O.D. -1 15/16" I.D. -3/8" thick
65/	A	6&8	All		1	1	C8AZ 7E253-A	SNAP RING - GOVERNOR TO SHAFT - 1 9/16" free dia. -.11" thick
68/	B, F	6&8	All			1		
65/67	S	8	All		1	1		
							7A256	LEVER - MANUAL CONTROL
65/66	A-console shift	8	All		1	1	C3AZ 7A256-D	
65/66	A-column shift	6&8	All		1	1	C3AZ 7A256-B	
67/69	A	6&8	All		1	1	C7AZ 7A256-D	Includes (1) 366330-S nut
70/	A-column shift	6&8	All			1	D0AZ 7A256-B	
70/71	A-console shift	8	All			1	D0AZ 7A256-F	
69	B-column shift	8	All			1	*C9OZ 7A256-A	Not replaced
69	B, F-floor shift	8	All			1	C9ZZ 7A256-A	
70	B-column shift	8	All			1	D0OZ 7A256-B	
70	B-console shift	8	All			1	D0OZ 7A256-E	
72	B-column shift	8	351-2B			1	D2OZ 7A256-C	
70	F	8	All			1	D0ZZ 7A256-B	
71/	F	8	All			1	D1ZZ 7A256-A	
65/66	S	8	All			1	C5SZ 7A256-A	
65/	A, B, F, S	6&8	All		1	1	B5AZ 7B256-A	BUSHING - PLANETARY GEAR DRUM SUPPORT FLANGE OUTER - 1 1/2" I.D.- 7/8" long
							7B257	BUSHING - PLANETARY GEAR DRUM SUPPORT FLANGE - INNER
65/	A, B, F	6&8	All		1	1	B1AZ 7B257-B	1" I.D. -3/4" long
65/68	A, S	6&8	All			1	B5AZ 7B257-A	1" I.D. -1" long
							7B258	BUSHING - FRONT OIL PUMP
65/68	A, S	6&8	All		1	1	C1AZ 7B258-A	2 1/16" O.D. -9/16" long
66/	A, B, F, S	6&8	All			1	C6AZ 7B258-A	2 1/8" O.D. -2" I.D. -3/4" wide
65/	A, B, F, S	6&8	All		1	1	C1AZ 7B259	BUSHING - FRONT OIL PUMP DRIVE GEAR -1 15/16" O.D.-1 13/16" I.D.- 3/8" wide

7A260

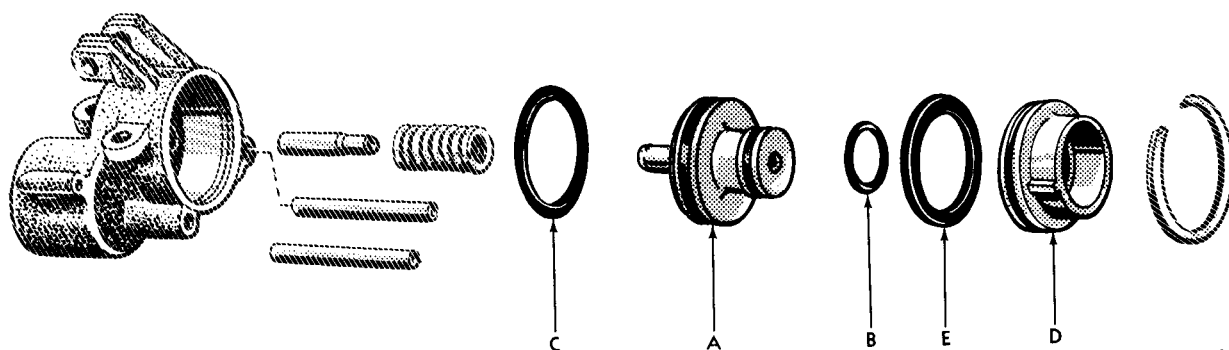
PISTON, GUIDE, RELEASE PISTON AND SEALS - FRONT
BAND SERVO



P-6297

Translate codes shown below into service part numbers by using chart on page 17

YEAR	MODEL	TYPE OF TRANS.	ENGINE		TRANSMISSION MODEL USAGE	A	B	C	D	E	F	G	QTY.
			CYL.	C.I.D.		PISTON	PISTON SEAL-	GUIDE	GUIDE SEAL- SMALL	GUIDE SEAL- LARGE	RE-LEASE PISTON	RE-LEASE PISTON SEAL	
65/66	*A	FX	8	352		16	36	22	32	2	49	34	1
65/66	♣A	FX	8	352	Use w/#PCD-S, T, W, Y	16	36	23	32	2	51	34	1
65/66	♣A	FX	8	352	Use w/#PCD-Z, AB	16	36	22	32	2	51	34	1
65/66	A, S	MX	8	390	Use w/#PCE AT-1, AU-1, AV-1	15	38	21	35	5	48	8	1
66	A	MX	6&8	240,289	Use w/#PCE models								
67	A	MX	6&8	240,289, 302	Use w/#PFA models	15	38	21	35	5	48	8	1
67/68	A	MX	8	390	Use w/#PFA models	15	38	29	35	6 A	53	6 or 6 B	1
68	A	FMX	8	390	Use w/#PHB models	15	38	30	11	5	54	31	1
68/69	A	FMX	8	240,302	Use w/# PFA, PHD models	15	38	21	35	5	48	8A	1
69	A	FMX	8	390	Use w/# PHB-A model	15	36	30A	35	6A	50	31A	1



P-6298

Translate codes shown below into service part numbers by using chart on page 17

YEAR	MODEL	TYPE OF TRANS.	ENGINE		TRANSMISSION MODEL USAGE	A	B	C	D	E	QTY.
			CYL.	C.I.D.		PISTON	PISTON SEAL- SMALL	PISTON SEAL- LARGE	GUIDE	GUIDE SEAL	
65/66	A	FX	6&8	289	Use w/#PCT models	14	46	36	28	2	1
67	A	FX	8	289	Use w/#PHA models	14	47	36A	28	2	1
68	A	FMX	8	302	Use w/#PHA models	12	6C	36A	19	2	1
69/	A, B, F	FMX	8	All	Use w/# PHA, # PHB models	14A	40	36A	30B	2	1
70/	A	FMX	6	240	Use w/#PHD models	14A	40	36A	30B	2	1

Identification marking

* U. S. only

♣ Canada only

May, 1975

COPYRIGHT © 1975 —

FORD MOTOR COMPANY

— DEARBORN, MICHIGAN

FINAL ISSUE

7A260

PISTON, GUIDE, RELEASE PISTON AND SEALS - FRONT
BAND SERVO - continued

CODE NO.	SERVICE PART NUMBER	DESCRIPTION	CODE NO.	SERVICE PART NUMBER	DESCRIPTION
2	B1AZ 7C050-B	1.89" I.D. -2.39" O.D.	30	C8AZ 7A269-A	#C8AP 7A269-B
5	C1AZ 7C050-A	2.00" I.D. -2.52" O.D.	30A	C8MY 7A269-A	#C8MP 7A269-A
6	★C7AZ 7C050-B	1.65" I.D.	30B	C9AZ 7A269-A	#C9AP 7A269-A
6A	C7AZ 7C050-C	2.18" I.D. -2.52" O.D. -square cut	31	★C8AZ 7A293-B	1.53" I.D.
6B	★C7AZ 7C050-D	1.66" I.D. -square cut	31A	C8MY 7A293-A	1.31" I.D.
6C	C8AZ 7C050-A	1.17" I.D.	32	B1AZ 7A294-B	1.17" I.D.
8	B7AZ 7C098-A	1.14" I.D. -round cut	34	B8AZ 7A294-B	1.21" I.D.
8A	B7AZ 7C098-B	1.14" I.D. -square cut	35	B8AZ 7A294-D	1.26" I.D.
11	C8AZ 7C098-A	1.27" I.D.			
12	B1AZ 7A164-A	1 1/2" small O.D. -2 3/8" large O.D. -1 1/2" long	36	B9AZ 7A294-D	2.10" I.D.
14	★C3AZ 7A164-A	#C3AP 7A260-A	36A	B9AZ 7A294-E	2.10" I.D.
14A	C9AZ 7A164-A	#1P 77359-A	38	C1AZ 7A294-D	2.21" I.D.
15	B7AZ 7A260-A	#PAN 77359-A	40	C9AZ 7A294-A	1" I.D.
16	B8AZ 7A260-A	#PBM 77359-A	46	B1AZ 7C328-A	1.30" I.D.
			47	B1AZ 7C328-C	1.30" I.D.
19	★B1AZ 7A269-A	#1P 77364-A	48	B7A 7366-A	1.41" O.D.
21	B7AZ 7A269-B	#PAN 77364-A	49	B8A 7366-B	1.47" O.D.
22	B8AZ 7A269-A	1 7/16" I.D. -1 3/16" I.D. seal groove	50	B8S 7366-A	
23	C1AP 7A264-A		51	★C1AP 7366-A	Not replaced
28	★C3AZ 7A269-A	#C3AP 7A269-A	53	C7AZ 7366-A	1.94" O.D.
29	★C7AZ 7A269-A	#C7AP 7A269-A	54	C8AZ 7366-A	1.80" O.D.

YEAR	MODEL	ENGINE		QUANTITY			PART NUMBER	PART NAME and DESCRIPTION
		CYL.	C.I.D.		FX	MX		
								Attaching parts for servo release piston
65/67	A, S	6&8	All		1	1	44716-S8(X15)	Washer-No. 10
68/	A, B, F	6&8	All			1	44713-S(X13)	Washer-1/2" dia.
65/	A, B, F, S	6&8	All		1	1	50804-S8(U15)	Screw & washer assy.-No.10-32 x 3/8"
65/	A, B, F, S	6&8	All		1	1	B5AZ 7B260-A	BUSHING - REAR OIL PUMP BODY - 2 3/8" O.D. -2 1/16" I.D. -3/4" long
65/	A, B, F, S	6&8	All		1	1	B8AZ 7A261-A	SPRING - MANUAL CONTROL VALVE DETENT LEVER - 1 3/4" free length- 5/16" dia. -23 coils
							7B261	BUSHING - CONVERTER STATOR SUPPORT
65/67	A, S	6&8	All		1	1	B5AZ 7B261-A	1 1/16" O.D. -15/16" I.D. -1/2" long
68/	A, B, F	6&8	All			1	C8AZ 7B261-A	1 1/16" O.D. -15/16" I.D. -9/16" long
							7A262	PISTON - FRONT CLUTCH
65/67	A	6&8	All		1		C1AP 7A262-A	#C1AP 7A258-A
65/68	A, S	6&8	All			1	C1SZ 7A262-A	#C1SP 7A258-A
68/70	A, F	6&8	All			1	D0AZ 7A262-C	#C8AP 7A258-A or #C9AP 7A258-A - 20° chamfer-9/32" long on I.D.-4.54" & 4.55" O.D.
71	A, F " Before 9/1/70"	6&8	All			1		Use w/ #PHB-E2, L1, V, #PHD-A1, B1-models only
71/	A, F " From 9/1/70"	6&8	All			1	D1AZ 7A262-A	#D0AP 7A258-C, 36° chamfer -5/32" long on I.D. -4.55" & 4.56" O.D. -use w/PHB-E3, E4, L2, L3, V1, PHD-A2, A4, B2 models
							7B262	BUSHING - REAR CLUTCH DRUM AND SECONDARY SUN GEAR
65/67	A	6&8	All		1		B1AZ 7B262-A	1 3/8" O.D. -7/8" long
65/66	A, S	6&8	All			1	B5AZ 7B262-A	1 7/16" O.D. -1 1/16" long
							7B264	RETAINER - REAR BAND SERVO SPRING
65/67	A, S	6&8	All			1	B8SZ 7B264-B	3 15/32" O.D.
69/	A, B, F	6&8	All			1	B8AZ 7B264-C	3 1/4" O.D.
65/67	A	6&8	All		1			
68	A	6&8	All			1		

Identification marking

YEAR	MODEL	ENGINE		QUANTITY			PART NUMBER	PART NAME and DESCRIPTION
		CYL.	C.I.D.		FX	MX		
							7A266	PISTON - REAR BAND SERVO
65	A	8	352		1		C3AZ 7A266-B	3 3/16" O. D. -# PBM 77413-A
66	A	8	352		1			Use w/# PCD-Z & AA models
65	A	8	289		1			Use w/# PCT-J3 models
68	A	8	390			1		
69	A, B, F "Before 5/1/69"	6&8	All			1		
69/	A, B, F "From 5/1/69"	6&8	All			1	C9AZ 7A266-A	
65	A, S	8	All			1	C3AZ 7A266-C	3 7/16" O. D. -# PBL 77413-A
66	A, S	8	390			1		Use w/# PCE-BJ, BK & BL models
66	A, S	8	390			1	C6AZ 7A266-B	3 7/16" O. D. -includes 2 1/8" long rod-use w/# PCE-BR, BS, BT models
67	A	8	390			1		
66/67	A	6&8	240,289			1		
66	A	8	289		1		C6AZ 7A266-A	3 3/16" O. D. -includes 2 1/8" long rod
66	A	8	352		1			Use w/# PCD-AB & AC models
68	A	6&8	All			1		
65/66	A	6&8	All		1	1	B8AZ 7A266-A	VALVE - REAR BAND SERVO PISTON
68/	A	6&8	All			1		ACCUMULATOR - 1 7/16" O. D. -
69/70	B "From 3/11/69"	8	All			1		1 7/8" overall length
70/	F	8	All			1		
69	B "Before 3/11/69"	8	All			1	\$C9OZ 7E216-A	Includes, (1) B5AZ 7A169-B lever,
69	F	8	All			1		(1) C1AP 7A178-B stop, (1) B8AZ 7A266-A piston
							7A269	GUIDE - FRONT BAND SERVO PISTON - Refer to Group 7A260
							7E284	STOP - REAR BAND ADJUSTMENT INNER
69	B "Before 3/11/69"	8	All			1	\$C9ZZ 7E284-A	1 3/8" long, used for internal band adjustment
69	F	8	All					
69/70	B "From 3/11/69"	8	All				7E284	Not required-band adjustment is external
70/	F	8	All					
65/	A, B, F, S	6&8	All		2	2	BIAZ 7A291-A	BOLT - PLANETARY GEARS SUPPORT
					2	2	351487-S (XX291)	Lockwasher-3/8" (to locate planetary support)
							7A293	Refer to Group 7A260
							7A294	SEAL - REAR BAND SERVO PISTON OIL - Also refer to group 7A260
65	A	8	289		1		BIAZ 7A294-C	2 3/4" O. D.
67	A	8	All		1			
68	A	8	302			1		
68	A "Before 1/2/68"	6&8	All			1		
65/66	A	8	289		1		★B8AZ 7A294-A	2 9/16" O. D.
65/66	A	8	352		1			
65/67	A, S	6&8	All			1	CIAZ 7A294-E	3 3/16" O. D.
68	A "From 1/2/68"	6&8	All			1	C8AZ 7423-A	3 1/8" O. D. -square cut lip
68	A	8	390			1		
69/	A, B, F	6&8	All			1		
65/	A, B, F, S	6&8	All		1	1	BIAZ 7A295-A	PIN - PARKING PAWL TOGGLE LEVER
72	A, B	8	All			1	D2AZ 7A320-A	2-3 SHIFT VALVE KIT - consists of (1) D2AP 7B038-BA spring, (1) D2AP 7A320-CA spring

\$ To convert to external adjustment system, use C9OZ 7E216-A kit. Also refer to T.S.B. No.115(May 16,1970), article 1792 for adjustment procedures. # Identification marking

YEAR	MODEL	ENGINE		QUANTITY			PART NUMBER	PART NAME and DESCRIPTION
		CYL.	C.I.D.	FX	MX	FMX		
							7C328	Refer to Groups 7C099 & 7A260
65/67	A, S	6&8	All	1	1	1	B1AZ 7C329-A	SEAL - REAR OIL PUMP INLET TUBE OIL
							7330	LEVER - FRONT BAND SERVO ACTUATING
65/66	A, S	6&8	All	1	1		B4AZ 7330-A	
67/68	A	6&8	All	1	1		B5S 7330-A	#PMB 77354-B
68/	A, B, F	6&8	All			1	C8AZ 7330-A	#C8AP 7A054-A
65/	A, S	6&8	All	1	1	1	33799-S7(M52)	Locknut-3/8"
69/	B, F	8	All					
65/68	A, S	6&8	All		1		●C4AZ 7D345-A	SLEEVE - CONVERTER REACTOR JOURNAL
							7A360	CYLINDER - FRONT CLUTCH
65/67	A	6&8	All	1			C3AZ 7A360-A	45 external-54 internal teeth-3 3/16" o/all length
65/68	A, S	6&8	All		1		C1AZ 7A360-A	45 external-54 internal teeth-3 1/2" o/all length
68/71	A, B, F	6&8	All			1	D1AZ 7A360-B	Must be used with D1AZ 7A262-A piston assy.
72	A, B, F	"Before 2/11/72"	6&8	All		1		Use w/#PHA-H, PHB-E4, L3, PHD-A4
72	A, B, F	"From 2/11/72"	6&8	All		1	D2AZ 7A360-C	Use w/#PHA-J, H2, PHB-E5, L4, PHD-A5
							7366	Refer to Group 7A260
							7B368	WASHER - OUTPUT SHAFT REAR THRUST
65/67	A	6&8	All	1			C1SZ 7B368-A	3 1/2" O.D. -2 3/16" I.D. -1/16" thick- 2 tabs-6 oil grooves
65/68	A, S	6&8	All		1		C2AZ 7B368-A	2 7/8" O.D. -2 1/8" I.D. -includes (56) rollers
68/	A, B, F	6&8	All			1	C8AZ 7B368-A	3" O.D. -2 3/16" I.D. -includes rollers
65/	A, B, F, S	6&8	All	1	1	1	C1AZ 7A377-B	DIAPHRAGM ASSY. - THROTTLE VALVE CONTROL - VACUUM - includes (1) C1AP 7B426-A gasket (TM-1)
65/	A, B, F, S	6&8	All	1	1	1	C2AZ 7A380-A	ROD - THROTTLE CONTROL VALVE - 2 7/8" long-1/8" dia.
68/	A, B, F	8	All			1	C8AZ 7A383-B	SUPPORT - REAR-#C8AP 7A033-B includes 352532-S cup plug & I.S. #3070
		8	All			1	352532-S(PP60)	Cup-plug-5/16" dia.
							7A385	WASHER - OUTPUT SHAFT FRONT THRUST - selective fit
65/67	A	6&8	All	AR			C5AZ 7A385-A	2 9/16" O.D. -1 5/8" I.D. -.062" thick
							C5AZ 7A385-B	.068" thick
							C5AZ 7A385-C	.075" thick
65/	A, B, F, S	6&8			AR	AR	C5AZ 7A385-E	2 7/8" O.D. -1 5/8" I.D. -.061" thick
							C5AZ 7A385-F	.068" thick
							C5AZ 7A385-G	.075" thick
							C5AZ 7A385-H	.082" thick
							7A387	RACE - OUTPUT SHAFT REAR THRUST BEARING
65/68	A, S	6&8	All		1		C2AZ 7A387-A	2 15/16" O.D. -2 7/32" I.D. -use with roller type thrust washer
65/	A, B, F	6&8	All			1	C8AZ 7A387-A	2 15/16" O.D. -2 3/16" I.D. -3 slots on I.D. equally spaced

Identification marking

● Reconditioners only

YEAR	MODEL	ENGINE		QUANTITY			PART NUMBER	PART NAME and DESCRIPTION
		CYL.	C.I.D.	FX	MX	FMX		
							7C389	VALVE - MAIN VALVE BODY MANUAL CONTROL
65/66	A, S	6&8	All	1	1		C3AZ 7C389-A	
67/	A, B, F	6&8	All	1	1	1	C7AZ 7C389-A	
65/	A, B, F, S	6&8	All	1	1	1	C1SP 7A393-A	PLATE - MAIN CONTROL UPPER VALVE BODY - REAR
							7A394	LEVER ASSY. - DOWNSHIFT CONTROL
65/67	A	8	289	1			C5AZ 7A394-D	
65/66	A	8	352	1			C5AZ 7A394-B	
66/69	A	6&8	All		1	1		
65	A	8	All		1		C1SZ 7A394-A	
65/66	S	8	All		1			
70/	A	8	All			1	D0AZ 7A394-B	
69	B	8	All			1	C9OZ 7A394-A	
69	F	8	All			1	C9ZZ 7A394-B	
70/	B, F	8	All			1	D0OZ 7A394-A	
65/	A, B, F, S	6&8	All	1	1	1	CIAP 7A396-A	PLATE - MAIN CONTROL UPPER VALVE BODY - FRONT
65/	A, B, F	6&8	All	2	2	2	374067-S (BB637D)	Screw-No. 10-24 x 7/16" (plate to valve body)
							34803-S(X60)	Washer-No. 10
							7A398	DRUM AND PLANETARY GEARS ASSY. - REAR BRAKE
65/67	A	6&8	All	1			C3AZ 7A398-D	Use with roller type planetary clutch
65/68	A, S	6&8	All		1		C3AZ 7A398-C	Use with C3AZ 7A089-A roller type planetary clutch
68/	A, B, F	6&8	All			1	D1AZ 7A398-B	
							7A399	GEAR ASSY. - PRIMARY SUN
65/68	A, S	6&8	All		1		C3AZ 7A399-C	Includes: (1) B8TZ 7C096-A washer, (1) C4AZ 7D236-B & (1) B8A 77549-A race-30-22 teeth-10 11/16" long
65/71	A, B, F	6&8	All	1		1	D0AZ 7A399-A	30-20 teeth-10 11/32" long-includes: (1) C4AZ 7D236-B race & (1) D0AZ 7D484-A washer
72	A, B, F	6&8	All			1	D3AZ 7A399-A	
71/	A, F	6&8	All			1	D1AZ 7E415-A	PIN - PARKING PAWL TOGGLE LINK TO PAWL - Also refer to Group 77318
65/	A, B, F, S	6&8	All	1	1	1	D1AZ 7E416-A	SPRING - PARKING PAWL TOGGLE RETURN
							7423	SEAL - REAR SERVO PISTON OIL - Refer to Group 7A294
							7B437	PLATE - REAR CLUTCH PRESSURE
65/66	A	6&8	All	1			C2AZ 7B437-A	54 teeth-3 7/8" I.D. - 7/16" thick
65/68	A, S	6&8	All		1		B8SZ 7B437-A	54 teeth-3 7/8" I.D. - 5/16" thick
67/	A, B, F	6&8	All	1		1		
65/	A, B, F, S	6&8	All	1	1	1	B4AZ 7A441-A	PAWL - PARKING
							7B442	PLATE ASSY. - CLUTCH EXTERNAL SPLINE - Refer to Group 7B164

Identification marking

YEAR	MODEL	ENGINE		QUANTITY			PART NUMBER	PART NAME and DESCRIPTION
		CYL.	C.I.D.	FX	MX	FMX		
							7C458	ROLLER - REAR CLUTCH SUN GEAR FRONT BEARING
65/	A, B, F	6&8	All	39		34	C2AZ 7C458-A	13/32" long-pointed ends
							B1A 77507-E	13/32" long-blunt ends
65/68	A, S	6&8	All			34	C2AZ 7C458-B	1/2" long-pointed ends
							B5A 77507-B	1/2" long-blunt ends
							7D469	TUBES - FRONT BAND SERVO
65/66	A	6&8	All	1			B9TP 77379-A	3 15/16" long-5/16" O. D. -straight tube
65/66	A, S	6&8	All		2		B5A 77379-A	3 11/16" long-5/16" O. D. -straight tube
65/66	A	6&8	All	1				
67/	A, B, F	6&8	All	1	1	1		
67/68	A	6&8	All		1		C7AZ 7D469-B	Developed length approx. 12" long-5/16" O. D. -bent tube
68/	A, B, F	6&8	All			1	C8AZ 7D469-A	Developed length approx. 11 7/16" long- 5/16" O. D. -bent tube
65/	A, B, F, S	6&8	All	1	1	1	B5A 7470-A	SPACER - OIL PRESSURE REGULATOR VALVE - 9/16" O. D. -13/16" long
							7D474	SPRING - REAR BAND SERVO PISTON
66/67	A	8	All	1			C6AZ 7D474-A	3 3/16" dia. at large end
66/68	A, S	6&8	All		1			9/16" dia. at small end
68/	A, B, F	6&8	All			1	C9OZ 7D474-A	3 3/16" large dia. -1 3/4" small dia. - 2 3/4" free length
65	A, S	6&8	All	1	1			
65/	A, B, F S	6&8	All	1	1	1	B1AZ 7A480-A	SPRING - REAR CLUTCH PISTON-2 3/8" free length -2 9/16" I.D.
							7D480	Refer to Group 77507
							7D483	SNAP RING - REAR CLUTCH PRESSURE PLATE RETAINER - Also Refer to Group 77523
65/68	A, S	6&8	All	1	1	1	C7AZ 7D483-A	5 9/16" O. D. - .078" thick
68/	A, B, F	6&8	All			1	C8AZ 7D483-C	Selective fit-5 9/16" O. D. -.080" thick
						1	C7AZ 7D483-A	.078" thick
						1	C8AZ 7D483-B	.090" thick
						1	C8AZ 7D483-A	.104" thick
							7D484	Refer to Group 77545
65/	A, B, F	6&8	All	1	1	1	C7AZ 7B498-A	SEAL - MANUAL CONTROL LEVER OIL
							7A548	SEAL - FRONT CLUTCH PISTON OIL
65/66	A	6&8	All	1			B6AZ 7A548-B	4 1/8" I.D.
67	A	6&8	All	1			B6AZ 7A548-C	4 1/8" I. D. -round cut lip
65/68	A	6&8	All		1		C1AZ 7A548-C	3 15/16" I. D. -square cut lip
68/69	A, B, F "Before 3/17/69"	6&8	All			1	B6AZ 7A548-B	4 1/8" I. D. -square cut lip -use with piston having wide groove (.140"-.145")
69/	A, B, F "From 3/17/69"	6&8	All			1	D1AZ 7A548-A	4 3/16" I.D.-4 5/8" O.D.
							7A626	DRUM and SECONDARY SUN GEAR - REAR CLUTCH BRAKE - includes; (7B262) bushing and (77507) bearing assy.
65/66	A	6&8	All	1			C2AZ 7A626-A	54 drum-36 sun gear teeth
67	A	8	All	1			C7AZ 7A626-B	27 drum-36 sun gear teeth
65/66	A, S	6&8	All		1		C3AZ 7A626-A	54 drum-36 sun gear teeth
67/68	A	6&8	All		1		C7AZ 7A626-A	54 drum-36 sun gear teeth
68/	A, B, F	6&8	All			1	C8AZ 7A626-A	27 drum-36 sun gear teeth

Identification marking

YEAR	MODEL	ENGINE		QUANTITY			PART NUMBER	PART NAME and DESCRIPTION	
		CYL.	C.I.D.		FX	MX			FMX
65/	A, B, F, S	6&8	All		1	1	1	B8A 7729-A	PLATE - MAIN CONTROL LOWER VALVE
								7734	PLATE - MAIN CONTROL COVER AND LOWER VALVE BODY SEPARATING
67/68	A	6&8	240,289 302		1		1	C7AZ 7734-C	
67/68	A	6&8	All			1		C7AZ 7734-D	
68	A	8	390				1		
69/	A, B, F	6&8	All				1		
65/	A, S	6&8	All		1	1	1	●B6AZ 7A812-A	WASHER - CONVERTER IMPELLER THRUST
								7A813	ROLLER - CONVERTER STATOR CLUTCH
65/	A, B, F, S	6&8	All		7or8	7or8	7or8	●C4AZ 7190-B	
65/	A, B, F, S	6&8	All		AR	AR	AR	●B9AZ 7A814-A	SPRING - CONVERTER STATOR CLUTCH
								7902	CONVERTER ASSY.
65/67	A	6&8	240,289		1	1		C5TZ 7902-B	# AD, # 22
68/	A, B, F	6&8	240,302 351			1	1	C9ZZ 7902-A	#49, #54, #56
65/67	A, S	8	352,390		1	1		C3AZ 7902-M	#20, #24, #32, #35
68/69	A	8	390			1	1	C9AZ 7902-A	#48, #57
65/67	A, S	6&8	All		2	2		357916-S(PP35)	Plug-1/8"-27 dry seal (converter drain plug)
					4	4		34370-S8(M99)	Locknut-3/8"-24 (converter to flywheel)
					4	4		356403-S8 (XX126)	Washer-3/8"
68/	A, B, F	6&8	All		2	2		87650-S(P12)	Plug-1/8"-27 dry seal (converter drain plug)
					4	4		378941-S8 (MM169-H)	Locknut-3/8"-24 (converter to flywheel)
					4	4		356214-S (XX162)	Lockwasher-3/8"
65/67	A	8	260,289		1	1		7915	HUB - CONVERTER IMPELLER
65/68	A	6&8	240,352, 390					●C3AZ 7915-A	
69/	A, B, F	6&8	All		1	1		●C5AZ 7915-A	
								7920	TURBINE ASSY. - CONVERTER
65/67	A, S	8	352,390		1	1		●C2AZ 7920-B	
65/68	A, S	6&8	All			1		C2AZ 7932-B	STATOR - CONVERTER
								7937	WASHER - CONVERTER STATOR FRONT AND REAR THRUST
65/68	A, S	6&8	All	AR				●C2AZ 7937-D	#C2AP 7937-A & #C2VP 7937-A
				2	2			C5AZ 7937-D	# C5AP 7937-B
				2	2			C5AZ 7937-E	# C5AP 7937-A or # C7AP 7937-A
				AR	AR			●C7AZ 7937-A	# C7AP 7937-B
				AR	AR	AR		●C7DZ 7937-A	# C7DP 7937-B
69	A	8	390			2		C5AZ 7937-E	
69/	A	6&8	240,302				2	●C7AZ 7937-A	
70/	A, B, F	6&8	All				1	●C6AZ 7937-Amr	2 25/32" O. D. - 1 5/16" I. D. - .062" wide - #green
							1	●C6AZ 7937-Bmr	-.070" wide - #natural
							1	●C6AZ 7937-Cmr	-.079" wide - #red
							1	●C6AZ 7937-Dmr	-.087" wide - #yellow
							1	●C6AZ 7937-Emr	-.096" wide - #blue
									Use with #PHA, #PHE, #PHD models

Identification marking

● Reconditioners only

May, 1975

COPYRIGHT © 1975 -

FORD MOTOR
COMPANY

- DEARBORN, MICHIGAN

FINAL ISSUE

YEAR	MODEL	ENGINE		QUANTITY			PART NUMBER	PART NAME and DESCRIPTION
		CYL.	C.I.D.	FX	MX	FMX		
							7937	WASHER - TURBINE TO COVER FRONT THRUST
65	A, S	6&8	All	1	1		1P 7962-A	1 1/4" I.D. -2 7/16" O.D. -.061" thick-flat surface
66/68	A, S	6&8	All	AR	AR	AR	●C6AZ 7937-D	Selective fit-1 5/16" I.D. -2 3/4" O.D. - .090" thick-#yellow
65/	A, B, F, S	6&8	All	2	2	2	1P 7945-A	SNAP RING - CONVERTER STATOR RETAINING
							7946	RACE - CONVERTER STATOR CLUTCH - INNER
65/67	A, S	8	All	1	1		C2AZ 7946-A	
68/	A, B, F	6&8	All		1	1	●B9AZ 7946-A	
65/	A, B, F, S	6&8	All	1	1	1	C2AZ 7947-C	RACE - CONVERTER STATOR CLUTCH OUTER
							7950	COVER AND STARTER RING GEAR ASSY. - CONVERTER
68/	A	6&8	240,302 351		1	1	●C8AZ 7950-A	
66/	A, S	6&8	All	AR	AR	AR	● PAR 7955-E	WEIGHT - CONVERTER BALANCE
							7962	Refer to group 7937
							7976	HOUSING - CONVERTER
65/69	A, S	8	352,390	1	1	1	C3AZ 7976-D	#C5AP 7976-A
69/	A, B, F	6&8	All			1	★D0ZZ 7976-A	#C5AP 7976-E, #C9ZP 7976-A, #D0ZP 7976-A-repl.by D2OZ 7976-D (11-73)
65/68	A	6&8	240,289, 302	1	1	1		
72	A, F, Y B	6&8 8	All All			1 1	D2OZ 7976-D	PHB trans.-Before 5/10/72 requires (1) D2OZ 7E395-H cable
65/	A, B, F, S	6&8	All	AR	AR	AR	20450-S(B106) 20546-S8(B114) 34808-S8(X67)	Bolt-7/16"-14 x 1 3/8" hex.head Bolt-7/16"-14 x 2 1/2" Lockwasher-7/16"
							7986	COVER - CONVERTER
65/68	A, S	6&8	240,289, 302,390		1		C5AZ 7986-B	
68/69	A	8	390			1		
65/68	A	8	289,302	1		1	C5AZ 7986-A	
69/	A, B, F	6&8	240,302, 351			1		
65/	A, B, F, S	6&8	All	AR	AR	AR	42789-S8(U10)	Screw & washer assy.-5/16"-18 x 3/4"-hex.hd. (cover to housing)
65/	A, B, F, S	6&8	All	1	1	1	B8A 77014-A	PLATE - CONTROL VALVE LOWER BODY END
				AR	AR	AR	374067-S100 (BB673D)	Screw-No. 10-24 x 7/16"
							34803-S7(X60)	Washer-No.10
							77063	SLEEVE - OUTPUT SHAFT OIL - Selective fit
65/68	A, S	8	All	1	1		ΔB1A 77063-A	Standard - 3/4" & 1 1/4" O. D.
							ΔC9AZ 77063-B	.005" O/S
							ΔC9AZ 77063-C	.010" O/S
							ΔC9AZ 77063-D	.010" O/S
							77136	Refer to Group 7E253
65/68	A, S	6&8	All	1	1	1	1P 77138-B	COVER - GOVERNOR INSPECTION
				2	2	2	31064-S7(U66)	Screw & washer-1/4"-20 x 1/2" pan head
							357914-S(XX59)	Washer-rubber-1/4"

Δ For installation refer to Technical Service Bulletin No. 84 dated 1-26-68 Article No. 1266

● Reconditioners only

Identification marking

YEAR	MODEL	ENGINE		QUANTITY			PART NUMBER	PART NAME and DESCRIPTION	
		CYL.	C.I.D.		FX	MX			FMX
65/	A, B, F, S	6&8	All		1	1	1	1P 77265-B 77276	SEAL - THROTTLE CONTROL LEVER - OIL - 7/16" O.D.-5/16" I.D.-1/8" thick Refer to Group 7A261
65/	A, B, F, S	6&8	All		1	1	1	B5A 77283-A 33798-S7(M62) ★34867-S7 77308	LEVER - THROTTLE CONTROL INNER Nut-5/16"-24 inner lever (77283) to outer lever (7A259) Lockwasher-5/16" Refer to Group 7A119
65/	A, B, F, S	6&8	All		1	1	1	1P 77312-A	PIN - PARKING PAWL - 1/2" dia.-2" long
65/	A, B, F, S	6&8	All		1	1	1	1P 77316-A 356414-S(XX110)	LINK - PARKING PAWL TOGGLE Washer-5/16" flat
65/70	A, B, F, S	6&8	All		1	1	1	1P 77318-A 77322	PIN - PARKING PAWL TOGGLE LINK 5/16" dia.-7/8" long-refer to group 7E415 Refer to Group 7A232
65/	A, B, F, S	6&8	All		1	1	1	B8A 77323-A	RETAINER - PARKING PAWL TOGGLE RETURN SPRING
65/	A, B, F, S	6&8	All		1	1	1	1P 77326-A	RETAINER - PARKING PAWL TOGGLE LEVER PIN - 9/16" O. D.
65/	A, B, F, S	6&8	All		1	1	1	1P 77356-A 77366	PIN - REAR BAND ACTUATING LEVER SHAFT SNAP RING - FRONT BAND SERVO PISTON GUIDE TO SERVO
65/68	A	8	289		1		1	1P 77366-A	2 1/2" free dia.-.044" thick
69/71	A, B, F	8	302,352				1		
72	A, F	6&8	All				1		
65/68	A, S	6&8	All			1		B6S 77366-A	2 3/4" free dia.-.044" thick
69/71	A	6&8	240,302,390				1		
65/	A, B, F, S	6&8	All		1	1	1	B8A 77369-A	SPRING - REAR BAND SERVO ACCUMULATOR - 9/16" large O.D.-1/4" small O.D.-9/16" long
								77370	VACUUM MODULATOR
68/	★A, B, F	8	All				1	TP 9	
								77377	Refer to Group 7A158
								77379	Refer to Group 7D469
65/	A, B, F, S	6&8	All		29	29	29	B5A 77406-A 77415	BEARING - REAR SERVO LEVER - NEEDLE -1/16" O.D.-15/16" long Washer-7/32" I. D. -1/2" O. D. (retain needle bearing in actuator lever) Refer to Group 7D474
					2	2	2	353592-S (XX198)	
								77417	SNAP RING - REAR BAND SERVO PISTON
65/67	A, S	6&8	All			1		B8S 77417-A	3 11/16" free dia.-1/16" thick
65/67	A	6&8	All		1			B8A 77417-A	3 7/16" free dia.-1/16" thick
68/	A, B, F	6&8	All			1	1		
								77420	Refer to Group 7B172
								77465	Refer to Group 7D160
								77469	TUBE - MAIN OIL PRESSURE
65/	A, B, F	6&8	All		1		1	B5A 77469-A	5 9/16" overall length
65/68	A, S	6&8	All				1	B5S 77469-A	6 1/8" overall length

★ Canada only

May, 1975

COPYRIGHT © 1975 -

FORD MOTOR
COMPANY

- DEARBORN, MICHIGAN

FINAL ISSUE

YEAR	MODEL	ENGINE		QUANTITY			PART NUMBER	PART NAME and DESCRIPTION		
		CYL.	C.I.D.		FX	MX			FMX	
							77507	BEARING - REAR CLUTCH BRAKE DRUM and SECONDARY SUN GEAR - Also serviced in 7A626 assy.-also refer to Group 7C458		
65/68	A, S	6&8	All			1	B5A 77507-A	1 1/2" O.D. - 5/8" long-includes: (7C458) needle rollers		
68/	A, B, F	6&8	All				C8AZ 7D480-A	1 5/16" O.D. - 1/2" long-includes: (7C458) needle rollers		
65/67	A	8	All			1				
							77514	Refer to group 7D157		
							77516	SEAT - REAR CLUTCH PISTON SPRING		
65/	A, B, F	6&8	All			1	1P 77516-B	2 7/8" O.D. - 1 11/16" I.D. - 5/16" wide		
65/68	A, S	6&8	All			1	B5A 77516-B	2 7/8" O.D. - 1 7/8" I.D. - 5/16" wide		
							77517	SNAP RING - REAR CLUTCH PISTON SPRING RETAINING		
65/	A, B, F	6&8	All			1	1P 77517-A	1 1/2" I.D.		
65/68	A, S	6&8	All			1	B5A 77517-A	1 11/16" I.D.		
							77523	SNAP RING - INPUT SHAFT TO FRONT CLUTCH CYLINDER RETAINING - Also refer to Group 7D483		
65/68	A, S	6&8	All			1	1P 77567-A	5 9/16" O.D. - .091" thick		
68/	A, B, F	6&8	All			1	C7AZ 7D483-A	5 9/16" O.D. - .078" thick		
							77524	WASHER - REAR CLUTCH SUN GEAR INNER THRUST		
65/	A, B, F	6&8	All			1	1P 77524-A	2 3/8" O.D. - 1 11/16" I.D. - 1/8" thick		
65/68	A, S	6&8	All			1	B5S 77524-A	2 5/8" O.D. - 1 7/8" I.D. - 1/8" thick		
							77542	Refer to group 7C169		
							77543	Refer to group 7C169		
							77545	WASHER - FRONT CLUTCH SUN GEAR THRUST		
65/68	A, S	6&8	All			1	B5S 77545-A	2 3/16" O.D. - 1 5/16" I.D.		
65/	A, B, F	6&8	All			1	D0AZ 7D484-A	1 27/32" O.D. - 1 1/4" I.D.		
65/	A, B, F, S	6&8	All			1	1	1	★B8A 77549-A r/b D3AZ 7C096-A (10/74)	RACE - FRONT CLUTCH SUN GEAR THRUST BEARING ASSY. - 2" O.D. - 1 1/4" I.D.
							77563	RING - FRONT CLUTCH PISTON DISC SPRING		
65/	A, B, F	6&8	All			1	B5A 77563-A	3 1/16" free dia.		
65/68	A, S	6&8	All			1	1P 77563-A	2 13/16" free dia.		
65/	A, B, F, S	6&8	All			1	1	1	1P 77567-A	SNAP RING - FRONT CLUTCH DISC SPRING RETAINING - Also refer to Group 7D483 and 77523 - 5 9/16" O.D.
							77573	Refer to group 7B164		
65/	A, B, F, S	6&8	All			1	1	1	B5S 77577-B	WASHER - FRONT CLUTCH HUB TO INPUT SHAFT THRUST - 1 11/16" O.D. - 7/8" I.D.
65/	A, B, F, S	6&8	All			1	1	1	B8A 77607-A	PLUNGER - MANUAL CONTROL VALVE DETENT LEVER - 5/16" O.D. - 11/16" long
65/	A, B, F, S	6&8	All			1	1	1	372720-S(AA11)	Bolt - 1/4" (used as plunger)
65/	A, B, F, S	6&8	All			1	1	1	B8A 77658-A	VALVE - REAR BAND SERVO CHECK
									B8S 77739-A	PLATE - MAIN CONTROL VALVE ASSY. -
							77764	Refer to group 7C389		
65/68	A, S	6&8	All			1	1	1P 77868-A	SEAL - REAR OIL PUMP OUTLET	
							77883	SEAL - OIL DISTRIBUTOR		
65/68	A, S	6&8	All			4	4	1P 77883-A	1 1/2" O.D. - snap ring type-cast iron	
68	A	6&8	All					4	C6AZ 7D019-A	1 7/8" O.D. - snap ring type-cast iron
72	A, B, F	6&8	All					4		

YEAR	MODEL	ENGINE		PART NUMBER	QTY.	PART NAME AND DESCRIPTION
		CYL.	C.I.D.			
				7D000		TUBE-OIL DISTRIBUTOR SLEEVE
65/ 71/	A,B,F,P,X L	6&8 4	All All	C4AZ 7D000-A	1 1	3 3/4" long-2 1/8" rise
				C4AZ 7D000-B	1	4 1/4" long-2 11/16" rise
65/ 71/	A,B,F,P,X L	6&8 4	All All	C4AZ 7D001-A	1 1	BUSHING-REVERSE BRAKE DRUM-4 3/4" O.D.- 1" long
				7D002		SLEEVE - MAIN OIL PRESSURE BOOSTER
67/69 70/ 71/	A, B, F, X A, B, F, P, X L	6&8 6&8 4	All All All	C7AZ 7D002-B D0AZ 7D002-A	1 1 1	21/32" I. D., 49/64" O. D., 1 13/64" long 9/16" I. D., 57/64" O. D., 15/16" long
				7005		CASE ASSY.
65	F	6&8	170,260	C4AZ 7005-D	1	Includes-(12) C4AZ 7D170-C springs and (1) C4AZ 7D191-C retainer
65/69	A	6&8	All	C9AZ 7005-B	1	#C5AP 7006-C, #C7AP 7006-A - includes I.S. No. 3418
69 69	A F(economy package)	6&8 6	All 250	D0AZ 7005-B	1 1	Includes I.S. 3701 #PEA-AA
70 70	A B	6&8 8	All 351	D0AZ 7005-A	1 1	
70 70	A B	6&8 8	All 351	*D0AZ 7005-D	1 1	Includes C4AP 7D080-A valve & I.S. 3701 - R/B D1AZ 7005-A (10-72)
71 71	A B	6&8 8	All 351	D1AZ 7005-A	1 1	Includes (1) C4AP 7D080-A valve, 382399-S screw, I.S. 3701 & I.S. 4228
65/69 70 65 66/69	B, X P F F (Except economy package)	6&8 6 6&8 6&8	All All 200,289 All	D0ZZ 7005-A	1 1 1 1	Includes connectors & I.S. -No. 3701 Use w/ #PEB-D(see D0UZ 7005-A for #PEB-D1)
70	P	6	170,200	D0DZ 7005-A	1	Use with #PEG-A(see D0UZ 7005-A for #PEG-A1)
70	B, F	6&8	200,250, 302	D0UZ 7005-A	1	
70	P	6	170,200		1	Use w/#PEB-D1 & #PEG-A1
70	F	6&8	200,250	D0OZ 7005-B	1	Includes C4AP 7D080-A valve & I.S. 3701
70	B	6&8	250,302		1	
70	X	6&8	All		1	
70	P	6	All		1	Use with #PEE-AK
71 71 71 71	B F P L	6&8 6&8 6&8 4	250,302 250,302 All 122	D1OZ 7005-B	1 1 1 1	Includes (1) C4AP 7D080-A valve, 382399-S screw, I.S. 3701 & I.S. 4228
71/72	A	6&8	240,302 351-2-B	*D2OZ 7005-E	1	Includes (1) C4AP 7D080-A valve & I.S. 3701- use with #PEA-repl. by D2OZ 7005-K and Note 1 (12-73)
71/72	B	8	351-2-B		1	Use with #PEF
72	A, B	8	351-2/B	D2OZ 7005-K	1	Use with #PEA, PEF-case does not have filler tube hole-NOTE 1
71/	F, L, P	All	122,200, 250,302	D2OZ 7005-L	1	Use with #PEB, #PEE, #PEF-rear oil tube connector must be replaced with C9ZP 7D273-A connector- incl. (1) D3AP 7D080-AA valve and I.S. 3701-case has filler tube hole-NOTE 1
71/	B	All	250,302		1	
65/	A, B, F, P, X	6&8	All	87650-S(P12)	1	Plug-dry seal-1/8"-27 (to plug servo pressure hole in case)

NOTE 1 - Also use (1) each D2AZ 7A377-A diaphragm, D2AZ 7A380-A kit, D2AZ 7F006-A clip on 1972 built prior to 6/1/72.
Identification marking

YEAR	MODEL	ENGINE		PART NUMBER	QTY.	PART NAME AND DESCRIPTION
		CYL.	C.I.D.			
				7D006		PLANET ASSY. - REVERSE
65/	A,B,F,L,P,X	All	All	D2OZ 7D006-A	1	
72	A,B,F,L,P	All	All	D2AZ 7F006-A	1	CLIP (use w/push in type vacuum diaphragm)
				7A008		PLATE-MAIN CONTROL SEPARATING
65/66	B,F	8	289 Spec.	*C5AZ 7A008-B	1	
67/68	A	6&8	All	C7AZ 7A008-E	1	
67/68	B,F,X	6	All		1	Use w/all exc. #PEE-D
68	B,F,X	8	289, 302-2B		1	
68	A,B,F,X	6&8	All	*C8OZ 7A008-B	1	
69	A,B,F,X	6&8	All	C9AZ 7A008-C	1	
70	P	6	170,200		1	Use w/#PEB-D(see D0AZ 7A008-B for #PEB-D1)
70	X	6&8	All		1	
70	A,B,F	6&8	All	D2OZ 7A008-A	1	
71	A,F	6&8	240,250, 302		1	
71	B	6&8	250,302		1	
71/	A,B	8	351		1	
70	P	6	170,200		1	Use with PEB-D1, D2, H trans.
71	P	6	200		1	
70/71	P	6&8	250,302		1	
67	B	6&8	200,289	C7OZ 7A008-A	1	Use w/#PEE-D, E, E1 only
71	L	4	122	D1FZ 7A008-A	1	
67	F	8	289 Spec.		1	Use w/#PEE-K only
67	B	6&8	200,289	*C7OZ 7A008-B	1	Use w/#PEE-D, E, E1 only
68	F,X	8	302-4B	C8AZ 7A008-E	1	
70	P	6	170,200	D0DZ 7A008-A	1	Use w/#PEG-A(see D0DZ 7A008-B for #PEG-A1) includes D0DZ 7D100-A plate
70	P	6	170,200	D0DZ 7A008-B	1	Use w/#PEG-A1
71/	L	4	All	D2FZ 7A008-A	1	
71/	B	6&8	240,302	D2AZ 7A008-B	1	Use with all main controls exc. those ident.
71/	A,F,P	6&8	200,240, 250,302		1	#K3,K4,K5,K9,L1,L2,L3
71/	A,B,F,P	6&8	200,240, 250,302	D1AZ 7A008-A	1	Use with main controls ident. #K3,K4,K5,K9,L1, L2,L3
65/70	A,B,F,P,X	6&8	All	B9AP 7A011-A		SEAL - OUTPUT SHAFT OIL - 1" I.D. - 13/16" long - # (4) ribs on O.D.
				372401-S(QQ68)	1	Snap ring - 1 1/16" I.D. (oil seal to shaft)
65/	A,B,F,P,X	6&8	All	C4AZ 7D011-A	3	RING-GOVERNOR HOUSING SEAL
71/	L	4	All		3	
				7D014		WASHER-FRONT PUMP SUPPORT THRUST- Selective fit WITHOUT TANGS
65/66	A,B,F,X	6&8	All	C4AZ 7D014-A	1	2 3/4" O.D. - 1 13/16" I.D. - #1 - .040" thick
				C4AZ 7D014-B	1	#2 - .055" thick
				C4AZ 7D014-C	1	#3 - .072" thick
				C4AZ 7D014-D	1	#4 - .089" thick
				C4AZ 7D014-E	1	#5 - .106" thick
				C4AZ 7D014-F	1	#Red - .123" thick
				C4AZ 7D014-G	1	#Purple - .140" thick
						WITH TANGS
66/69	A,B,F,X	6&8	All	C6AZ 7D014-F	1	2 3/4" O.D. - 1 13/16" I.D. - #Green - .072" thick
70	P	6	170,200		1	Use w/#PEB-D & #PEG-A (See below for #PEB-D1 & #PEG-A1)
70	X	6&8	All		1	
				C6AZ 7D014-G	1	#Natural - .089" thick
				C6AZ 7D014-H	1	#Black - .106" thick
				C6AZ 7D014-J	1	#Yellow - .123" thick
				C6AZ 7D014-K	1	#Blue - .140" thick

Identification Marking

YEAR	MODEL	ENGINE		PART NUMBER	QTY.	PART NAME AND DESCRIPTION
		CYL.	C.I.D.			
				7D014		WASHER-FRONT PUMP SUPPORT THRUST-continued
68/69	A, B, F, X	6&8	All	C8AZ 7D014-A	1	#Red - .087" thick
70/	A, B, F	6&8	All	D0AZ 7D014-E	1	2 3/4" O.D. - 1 7/8" I.D. - #Red-.055" thick
70	P	6	All		1	Use w/#PEG-A1, #PEB-D1, & #PEE-AK
71/	L	4	All		1	
71/	P	6&8	All		1	
				D0AZ 7D014-A	1	#Green - .072" thick
				D0AZ 7D014-B	1	#Neutral-.089" thick
				D0AZ 7D014-C	1	#Black - .106" thick
				D0AZ 7D014-D	1	#Yellow - .123" thick
				7017		SHAFT - INPUT
65/69	A, B, F, X	6&8	All	C9AZ 7017-A	1	9 49/64" long-24 splines
70	P	6	170,200		1	Use w/#PEB-D & #PEG-A (see D0AZ 7017-A for #PEB-D1 & #PEG-A1)
70	X	6&8	All		1	
70	A, B, F	6&8	All	D0AZ 7017-A	1	9 3/4" long-26 spline
70	P	6	All		1	Use w/#PEB, D1, #PEG-A1 & #PEE-AK
71/	A, B, F, P	6&8	All	D1AZ 7017-A	1	9 3/4" long-24 & 26 spline
71/	L	4	All		1	
				7D018		BUSHING - FRONT PUMP SUPPORT - REAR
65/69	A, B, F, X	6&8	All	C4AZ 7D018-B	1	
70/	A, B, F, P, X	6&8	All	D0AZ 7D018-A	1	Also serviced in 7A108 assy.
				7D019		SEAL - FORWARD CLUTCH CYLINDER
65/69	A, B, F, X	6&8	All	C4AZ 7D019-B	2	
70	P	6	170,200		2	Use w/#PEB-D & #PEG-A (see D0AZ 7D019-A for #PEB-D1 & #PEG-A1)
70	X	6&8	All		2	
70/	A, B, F	6&8	All	D0AZ 7D019-A	2	1 3/4" dia. -3/32" thick-hooked ends
70	P	6	All		2	Use w/#PEB-D1, #PEG-A1 & #PEE-AK
71/	L	4	All		2	
71/	P	6&8	All		2	
				7A020		INDICATOR-OIL LEVEL
65	B, F, X	6&8	All	C4AZ 7A020-D	1	
65	A	6&8	All	C5AZ 7A020-A	1	
66/68	A	6&8	All	C6AZ 7A020-B	1	
68/	A	6&8	All	C8AZ 7A020-B	1	
66/70	B, F	6&8	All	C6OZ 7A020-B	1	
66/70	X	6&8	All		1	
70	P	6	170,200		1	Use w/#PEB-D & PEG-A (see D0DZ 7A020-A for #PEB-D1 & #PEG-A1)
71	B	8	351		1	
70	P	6	All	D0DZ 7A020-A	1	Use w/#PEB-D1, D2, #PEG-A1 & #PEE-AK
71/	P	6	All		1	
71/	L	4	All	D1FZ 7A020-B	1	Stamped D12P 7A020-AA
71	B, F	6&8	250,302	D1OZ 7A020-A	1	#D1OP 7A020-AA
71	P	8	302		1	
71	B	6&8	250,302	D1OZ 7A020-B	1	
71/	P	8	302		1	
72	F	8	351,429		1	
72	F	6&8	250,302		1	
72	F	6&8	250,302	D2ZZ 7A020-A	1	Use w/D2ZZ 7A228-A filler tube only
72	B	6&8	250,302	D2OZ 7A020-A	1	
72	B	8	351	D2OZ 7A020-B	1	

Identification marking
May, 1975

YEAR	MODEL	ENGINE		PART NUMBER	QTY.	PART NAME AND DESCRIPTION
		CYL.	C.I.D.			
				7D020		SEAL - REVERSE CLUTCH CYLINDER
65/69	A, B, F, X	6&8	All	C4AZ 7D020-A	2	1 3/4" O.D. -.093" thick
70	P	6	170,200		2	Use w/#PEB-D & #PEG-A (see D0AZ 7D020-A for #PEB-D1 & PEG-A1)
70	X	6&8	All		2	
70/	A, B, F	6&8	All	D0AZ 7D020-A	2	#R-1 13/16" dia. -3/32" thick-hooked ends
70	P	6	All		2	Use w/#PEB-D1, #PEG-A1 & #PEE-AK
71/	L	4	All		2	
71/	P	6&8	All		2	
				7D021		Refer to Group 7D022
				7D022		PISTON - INTERMEDIATE BAND SERVO
65	A	6	240	C5AZ 7D022-A	1	#B - use with #PCW-AG only
66/70	A	6	All		1	
69/	B, F	6	250		1	
70/	P	6	250		1	
65	A	6	240	C5AZ 7D022-B	1	#A - use with #PCV-B only
65/66	A, B, F, X	8	289		1	Use with all models except #PCW-AC, AF, AZ, BA, #PDA-A, C, D
			exc. Spec.			
67/68	A, B, F, X	8	289		1	
68/71	A, B, F, P, X	8	302-2B		1	
72	B, F, P	8	302		1	
65/66	A	8	289	C5AZ 7D022-C	1	#C - use with #PDA-A, C, D models
65/66	B, F	8	289 Spec.		1	Use with #PCW-AC, AF, BA models
66	B	6&8	200,289		1	Use with #PCW-AY, AZ models
70/	A, B, F	8	351	D0AZ 7D022-A	1	#R & RF D0AP 7D022-A
65/68	B, F, X	6	200	C5OZ 7D022-A	1	#Z - use with all models except #PCW-AY
69/70	F, X	6	170,200		1	
70	P	6	170,200		1	Use with #PEB
71/	L	4	All		1	
70	P	6	170,200	C5FZ 7D022-A	1	#Y - use with #PEG
68	F, X	8	302-4B	C8ZZ 7D022-A	1	
70/71	A	6	240		1	
72	A	6&8	240,302		1	
65/68	X	6	170	C5DZ 7D022-A	1	#W
71/72	P	6	200		1	Use w/#PEB-D2, D3, D4, H, H1, H2
72	P	6	200	D2DZ 7D022-A	1	#K - use w/#PEB-D5, H3
65	F	6&8	170,260	97515-S(Q1D)	1	Ring-3/8" dia. (to retain piston to rod)
65/	A, B, F, P, X	6&8	All	C9AZ 7D023-A ϕ	1	ROD - INTERMEDIATE BAND SERVO PISTON
71/	L	4	All		1	OIL - 3 1/8" long
		6&8	All	359477-S2(QQ32A)	1	Ring-3/8" dia. (rod to piston)
				7D024		SEAL - INTERMEDIATE BAND SERVO PISTON
65/70	B, X	6	170,200	C4AZ 7D024-B	1	#(4) Blue stripes-3 3/8" O.D. -2 7/8" I.D.
65/70	F	6	200		1	
70/71	P	6	170,200		1	Used with #PEB models
71/	L	4	All		1	
65/	A, B, F, P, X	6&8	240,260	C4AZ 7D024-A	1	#(4) White stripes-3 13/16" O.D. -3 5/16" I.D.
			289,302			
69/	B, F	6	250		1	
70/	P	6	250		1	
70	P	6	200		1	Used with #PEB models
71/72	P	6	200		1	Used with #PEB-D2, D3, D4, H, H1, H2
72	P	6	200	D2DZ 7D024-A	1	#(4) Orange & White stripes-3 3/8" O.D. -2 5/7/64" I.D. - use w/#PEB-D5, H3
65	F	6	170	C5ZZ 7D024-A	1	#(4) Green or White stripes-3 1/4" O.D. -2 13/16" I.D.
70	P	6	170,200		1	Used with #PEG models
70/	A, B, F	8	351	D0AZ 7D024-A	1	#(4) Orange stripes-3 5/16" O.D. -2 7/8" I.D.
65/	A, B, F, P, X	6&8	All	C4AZ 7025-A	1	BUSHING-CASE
71/	L	4	All		1	

YEAR	MODEL	ENGINE		PART NUMBER	QTY.	PART NAME AND DESCRIPTION
		CYL.	C.I.D.			
				7D025		SEAL-INTERMEDIATE BAND SERVO PISTON - OIL
65/70	B, F, X	6	200	C4DZ 7D025-A	1	#(4) orange stripes-2 17/32" O.D.-2 1/2" I.D.-use with all models except #PCW-AY
69/70	X	6	170		1	
70	P	6	170,200		1	Used with #PEB models
71/	L	4	All		1	
65	A	6	240	C4AZ 7D025-B	1	#(4) white stripes-2 7/8" O.D.-2 3/8" I.D.-use with #PCW-AG model only
65/66	A, B, F, X	8	289 exc.Spl.		1	Use with all models except #PCW-AC, AF, AZ, BA, #PDA-A, C, D
67/71	A, B, F, P, X	8	289, 302-2 B		1	
70/	A, B, F	8	351		1	
72	B, F, P	8	302		1	
66	A	8	289	C5AZ 7D025-A	1	#(4) Yellow stripes-use with #PDA-A, C, D models
65/66	B, F	8	289 Spl.		1	Use with #PCW-AC, AF, BA
66	B	6&8	200,289		1	Use with #PCW-AY, AZ
65/70	A	6	240	C4OZ 7D025-A	1	#(4) Green stripes-2 3/4" O.D.-2 1/4" I.D.-use with all models except PCW-AG
69/	B, F, P	6	250		1	
65	F	8	260		1	
68	F	8	302-4 B	C8ZZ 7D025-A	1	2 15/16" O.D.-2 1/2" I.D.
70/71	A	6	240		1	
72	A	6&8	240,302		1	
65	F	6	170	C5ZZ 7D025-A	1	2 1/4" O.D.-1 13/16" I.D.
70	P	6	170,200		1	Used with #PEG models
65/68	X	6	170	C5DZ 7D025-A	1	#(4) Blue stripes-2 3/8" O.D.-1 15/16" I.D.
71/	P	6	200		1	
65/	A, B, F, P, X	6&8	All	C4AZ 7D026-C		GASKET-INTERMEDIATE BAND SERVO COVER
71/	L	4	All		1	
				7D027		COVER-INTERMEDIATE BAND SERVO
65/70	B, F, X	6	200	C4AZ 7D027-G	1	#Z and #C6DP 7D027-B-includes attaching bolts - use with all models except #PCW-AY
65	F	8	260		1	
69/70	X	6	170		1	
71/	L	4	All		1	
65/70	A	6	240	C4OZ 7D027-E	1	#B and #C6AP 7D027-B-includes attaching bolts-use with all models except #PCW-AG
69/	B, F, P	6	250		1	
55/66	A, B, F, X	8	289 exc.Spl.	C4AZ 7D027-F	1	#A, #C4OP 7D027-A and #C6AP 7D027-C-includes bolts-use w/all models except #PCW-AC, AF, AZ, BA, #PDA-A, C, D
67/	B, F, P, X	8	289, 302-2 B		1	
67/71	A	8	289,302		1	
35/66	A, B	8	240,289	C5AZ 7D027-B	1	#C-includes attaching bolts-use with #PCW-AG, AZ, #PDA-A, C, D models only
65/66	B, F	8	289 Spl.		1	Use with #PCW-AC, AF, BA models only
66	B	6	200		1	Use with #PCW-AY model only
65	F	6	170	C5ZZ 7D027-B	1	#Y - includes attaching bolts
70	P	6	170,200		1	Use with #PEG models
68	F, X	8	302-4 B	C8ZZ 7D027-A	1	#H
70/71	A	6	240		1	
72	A	6&8	240,302		1	
65/68	X	6	170	C5DZ 7D027-B	1	#W - includes attaching bolts
70	P	6	170,200		1	Use with #PEB models
71/72	P	6	200		1	Use w/#PEB-D2, D3, D4, H, H1, H2
72	P	6	200	D2DZ 7D027-A	1	#K-use w/#PEB-D5, H3
70/	A, B, F	8	351	D0AZ 7D027-A	1	#R & RF-D0AP 7D027-A
				7D028		SPRING-FRONT BAND SERVO PISTON
65/68	A, B, F, X	6&8	All exc.170	C4AZ 7D028-A	1	#White stripe
69	A, B, F, X	6&8	All		1	
70/	A, B, F, P, X	6&8	All exc. 170,200		1	
71/	L	4	All		1	

Identification Marking

May, 1975

COPYRIGHT © 1975 -

FORD MOTOR
COMPANY

- DEARBORN, MICHIGAN

FINAL ISSUE

YEAR	MODEL	ENGINE		PART NUMBER	QTY.	PART NAME AND DESCRIPTION
		CYL.	C.I.D.			
				7D028		SPRING-INTERMEDIATE BAND SERVO PISTON - continued
65/68	X	6	170	C5DZ 7D028-A	1	#Blue stripe-2 3/4" long
70	F, P, X	6	170,200		1	Use with #PEB & #PEG models
71/	P	6	200		1	
				7D029		STRUT-INTERMEDIATE BAND
65/	A, B, F, P, X	6&8	All	C4AZ 7D029-A	1	Reverse-actuating
71/	L	4	All		1	
65/	A, B, F, P, X	6&8	All	D0AZ 7A175-A	1	Reverse-anchor
71/	L	4	All		1	
65	F	6&8	170,260	C4AZ 7D029-A	1	Front-actuating
				C4AZ 7D029-B	1	Front-anchor
65/67	A, B, X	6&8	All	C5AZ 7D029-A	1	Front-actuating
65/67	F	6&8	200,289		1	
68/	A, B, F, P, X	6&8	All	C8AZ 7D029-A	1	Front-actuating
71/	L	4	All		1	
65/	A, B, P, X	6&8	All	C5AZ 7D029-B	1	Front-anchor
65/	F	6&8	200,289 302,351		1	
71/	L	4	All		1	
				7D031		SPRING - REVERSE BAND SERVO PISTON
65/70	A, B, F, X	6&8	All	C4AZ 7D031-A	1	6 coils-1 5/16" dia.
70/	P	6&8	All	D0AZ 7D031-A	1	6 coils-1 5/16" dia.
71/	A, B, F	6&8	All		1	
71/	L	4	All		1	
				7034		Refer to group 7A246
65/	A, B, F, P, X	6&8	All	B3TZ 7A034-A	1	BUSHING-EXTENSION HOUSING-1 1/2" I.D.-
71/	L	4	All		1	1 5/8" O.D.-1 1/2" long
				7D034		BAND-INTERMEDIATE SERVO
65	F	6&8	170,260	C4AZ 7D034-C	1	#53
65/72	A, B, F, L, P, X	All	All	D2AZ 7D034-A	1	
65/	A, B, L, P, X	4, 6, 8	All	D0DZ 7D036-A	1	COVER-REVERSE BAND SERVO PISTON
				20326-S7(B49)	4	Bolt-5/16"-18 x 5/8" (cover to case)
				7A039		HOUSING-EXTENSION
65/69	A	6	All	C4AZ 7A039-C	1	#C6DP 7A040-A or #C4AP 7A040-C
65/68	A	8	All		1	
65/66	B	6&8	All		1	
65/69	F, X	6&8	170,200 250,260 289		1	
70	P	6	170,200		1	Use w/#PEB-D & #PEG-A (see D00Z 7A039-A for #PEB-D1 & #PEG-A1)
70	X	6&8	All		1	
69	A	8	All	C7OZ 7A039-B	1	#C7OP 7A040-A, #C4AF 7A040-A
67/69	B	6&8	All		1	
68/69	F, X	8	302		1	
70/72	A, B, F	6&8	All	D2AZ 7A039-B	1	
71/72	L	4	All		1	
70	P	6	All		1	Use w/#PEB-D1, #PEG-A1 & #PEE-AK models
71/72	P	6&8	All		1	
65/	A, B, F, P, X	6&8	All	371186-S(BB441)	6	Bolt-3/8"-16 x 1 1/8" shoulder (extension to case)
				351487-S(XX291)	6	Lockwasher-3/8"
				7D040		SEAL - REVERSE BAND SERVO PISTON COVER
65/70	A, B, F, P, X "Before 2/2/70"	6&8	All	C4AZ 7D040-A	1	
70/	A, B, F, P "From 2/2/70"	6&8	All	D0AZ 7D040-A	1	3 1/2" I.D.-3/32" thick
71/	L	4	All		1	

Identification Marking

YEAR	MODEL	ENGINE		PART NUMBER	QTY.	PART NAME AND DESCRIPTION
		CYL.	C.I.D.			
				7D044		DRUM ASSY. - INTERMEDIATE BRAKE
65	F	6&8	170,260	C4AZ 7D044-D	1	
68/69	B, F, X	6	170,200	C8DZ 7D044-A	1	Use with C8AZ 7D404-A seal
70	P	6	170,200		1	Use w/#PEB-D & #PEG-A(see D0DZ 7D044-A for /PEB-D1 & #PEG-A1)
70	X	6	200		1	
65/69	A, B, X	6&8	240,289	C9AZ 7D044-B	1	Includes I.S. No. 2158-use with C8AZ 7D404-A seal & D0AZ 7A577-C & D snap rings
65/67	B, X	6	All		1	
65/67	F	6	200		1	
65/69	F	8	289,302		1	
69	B, F	6	250		1	
70	X	8	302		1	
70/	A, B, F, P	6&8	240,250, 302,351	D0AZ 7D044-A	1	No groves on lugs
70	F	6	200	D0DZ 7D044-A	1	#(1) grove on lugs
70	P	6	170,200		1	Use w/#PEB-D1 & #PEG-A1
71/	P	6	200		1	
71/	L	4	All	D1FZ 7D044-A	1	#(2) grooves on lugs
				7D046		BUSHING - INTERMEDIATE BRAKE DRUM
65/69	A, B, F, X	6&8	All	C4AZ 7D046-A	1	
70/	A, B, F, P	6&8	All	*D0AP 7D046-B	1	Serviced in 7D044 assy.
65/	A, B, F, P, X	6&8	All	*C2AZ 7052-A	1	SEAL - EXTENSION HOUSING OIL -
71/	L	4	All	r/b D5AZ 7052-B (11/74)	1	1 1/2" I.D. x 2 5/8" O.D. x 1 5/8" long
				7C053		GOVERNOR ASSY.-Refer to Groups 7C063, 7D220
66/	A, B, F, P, X	6&8	All	C6AZ 7E059-A	1	BUSHING - FORWARD CLUTCH HUB -
71/	L	4	All		1	1 3/4" I.D. x 1 7/8" O.D. x 5/8" long
				7060		SHAFT ASSY. - OUTPUT
65/66	A, B, F, X	6&8	All	*C4AZ 7060-C	1	34-37-39 spline teeth-19 3/4" long-7 tooth
67	B, F, X	6	All		1	speedometer gear rolled on shaft
67	F	8	289 Spl.		1	
67/69	A	6&8	All	*C7AZ 7060-A	1	34-37-39 spline teeth-19 3/4" long-8 tooth
67/69	B, F, X	8	All exc.Spl.		1	speedometer gear rolled on shaft
68/69	B, F, X	6	All		1	
70	P	6	All		1	Use w/#PEB-D & #PEG-A(see D0AZ 7060-A for #PEB-D1 & #PEG-A1)
70	X	6&8	All		1	
70/	A, B, F	6&8	All	*D0AZ 7060-A	1	34-37-39 spline teeth-19 7/8" long
70	P	6	All		1	Use w/ #PEB-D1, D2, #PEE-AK & #PEG-A1
71/	P	6&8	All		1	
71/	L	4	All	D1FZ 7060-A	1	
70	P	6	170	D0AZ 7E062-A		GASKET - OIL PAN SCREEN-use with #PEG
				7C063		GOVERNOR ASSY. - LESS COUNTERWEIGHT
65/69	A, B, F, X	6&8	All	*C4AZ 7C063-B	1	*Yellow paint stripe-repl.by D3OZ 7C063-B(11-73)
			exc.Spl.			
70/	A	6&8	240,302		1	
70/	B, F, P, X	6	All		1	
70	X	8	302		1	
70/	A, B, F	8	351	D0FZ 7C063-A	1	
70/	B, F, P	8	302		1	
65/67	B, F	8	289 Spl.	C4OZ 7C063-B	1	*White paint stripe
71/	L	4	All	D1FZ 7C063-A	1	
65/	A, B, F, L, P, X	All	All	C4AZ 7D063-B	1	GEAR ASSY. - SUN-2 13/32" long-32 teeth
				378254-S(QQ83)	2	Snap ring-1 13/16" I.D.(gear to shell)

Identification marking

▲ When transmission fails due to spline wipe-out use D0AZ 7060-A with C9AZ 7017-A instead of C4AZ 7060-C or C7AZ 7060-A on 1967/69 models. Refer to T.S.B. 148, article 3028, dated Sept. 4, 1970.

May, 1975

COPYRIGHT © 1975 — FORD MOTOR COMPANY — DEARBORN, MICHIGAN

FINAL ISSUE

YEAR	MODEL	ENGINE		PART NUMBER	QTY.	PART NAME AND DESCRIPTION	
		CYL.	C.I.D.				
				7D064		SHELL-INPUT	
65/72	A,B,X	6&8	All	D2OZ 7D064-A	1	Cup shaped-5 1/4" O.D.-3 1/8" wide	
65/72	F	6&8	200,250, 289,302, 351		1		
71/72	L	4	All		1		
70/	P	6&8	All		1		
65/	A,B,F,L,P,X	All	All	378254-S(QQ83)	AR	Retaining ring-1 13/16" (shell to gear assy.)	
65/	A,B,F,P,X	6&8	All	C4AZ 7D065-A	2	BUSHING-SUN GEAR-1 7/32" O.D.-5/8" long	
71/	L	4	All		1		
				7B066		PLATE-CLUTCH PRESSURE	
65/	A,B,F,L,P,X	All	All	C4AZ 7B066-A	1	Reverse clutch-.220" thick	
65/67	A,B,F,X	6&8	All	C5AZ 7B066-C	1	Forward clutch-front plate-.267" thick at convex surface	
68/	A,B,F,P,X	6&8	All	C8AZ 7B066-C	1	Forward clutch-front plate-.267" thick at convex surface	
71/	L	4	All		1		
65	F	6&8	170,260	C4AZ 7B066-D	1	Forward clutch-rear plate-.221" thick-flat surface	
65/67	A,B,X	6&8	All	C5AZ 7B066-D	1	Forward clutch-rear plate-.221" thick-flat surface	
65/67	F	6&8	200,289		1		
68/	A,B,F,P,X	6&8	All	C4AZ 7B066-A	1	Forward clutch-rear plate	
71/	L	4	All		1		
						Retainer-snap ring-forward and reverse clutch pressure plate-selective fit	
70/	A,B,F	6&8	All	D0AZ 7A577-B	AR	5" dia.-.052" thick Use w/#PEB-D1, #PEG-A1 & #PEE-AK	
70	P	6	All		AR		
71/	L,P	All	All		AR		
				D0AZ 7A577-A	AR		.066" thick
				D0AZ 7A577-C	AR		.080" thick
				D0AZ 7A577-D	AR	.094" thick	
65/69	A,B,F,X	6&8	All	378875-S(QQ92F)	AR	4 13/16" I.D.-.062" thick Use w/#PEB-D & #PEG-A(see 7A577 above for #PEB-D1 & #PEG-A1)	
70	P	6	170,200		1		
70	X	6&8	All		AR		
				378260-S(QQ93)	AR		.072" thick
				378876-S(QQ93A)	AR		.090" thick
				378871-S(QQ92E)	AR	.104" thick	
65/	A,B,F,P,X	6&8	All	C4AZ 7D066-B	1	WASHER-INPUT SHELL THRUST-3 5/16" dia.-32 internal teeth	
71/	L	4	All		1		
				7B067		HUB - FORWARD CLUTCH	
65	F	6&8	170,260	C4AZ 7B067-A	1	Without bushing	
65/	A,B,L,P,X	All	All	C5AZ 7B067-B	1	Includes C6AZ 7E059-A bushing	
65/	F	6&8	200,250, 289,302, 351		1		
65/70	A,B,F,X	6&8	All	C4AZ 7D069-A	1	PLUNGER-MANUAL CONTROL VALVE DETENT-5/16" dia.-3/8" long Use with #PEB models only	
70	P	6	All		1		
65/	A,B,F,P,X	6&8	All	C4AZ 7B070-B	1	SPRING - FRONT CLUTCH PISTON DISC - 4 11/16" O.D.-2 5/8" I.D.	
71/	L	4	All		1		
65/	A,B,F,P,X	6&8	All	C4AZ 7D070-A	1	SPRING-PARKING PAWL RETURN-2 1/2" coils-15/16" free length	
71/	L	4	All		1		

◆ When replacing a Hub having no Bushing with C5AZ 7B067-B, it is necessary to either press out Bushing or procure new Planet Gear Assembly.
Identification Marking

YEAR	MODEL	ENGINE		PART NUMBER	QTY.	PART NAME AND DESCRIPTION
		CYL.	C.I.D.			
65/ 71/	A,B,F,P,X L	6&8	All	7D071		SHAFT-PARKING PAWL
		4	All	C4AZ 7D071-B	1 1	1 9/16" long-1/2" dia.-use with C4AZ 7A441-C pawl
65/72 70/	A,B,F,X L,P	6&8	All	7D072		WASHER - TRANS. REVERSE DRUM TO CASE
		4&6	All	D2AZ 7D072-A	1 1	
65/ 71/	A,B,F,P,X L	6&8	All	C4AZ 7086-C	1	GASKET-EXTENSION HOUSING
		4	All		1	
65/69 70	A,B,F,P,X P	6&8	All	7D090		WASHER - FORWARD CLUTCH HUB THRUST
		6	170,200	C4AZ 7D090-A	1 1	2 1/8" O.D. -1 1/8" I.D. -3 tabs Use w/#PEB-D & #PEG-A(see D0AZ 7D090-A for #PEB-D1 & PEG-A1)
70	X	6&8	All		AR	
70/ 70	A,B,F P	6&8	All	D0AZ 7D090-A	1	2 5/16" tab O.D. -1 1/8" I.D. -3 tabs marked X, Y & Z
70/ 71/ 71/	P L P	6 4 6&8	All All All		1 1 1	Use w/#PEB-D1, #PEG-A1 & #PEE-AK
65/69 70	A,B,F,X P	6&8	All	7D091		WASHER KIT - REVERSE CLUTCH HUB THRUST - selective fit
		6	170,200	C4AZ 7D091-H	AR 1	Kit-includes 4 washers Use w/#PEB-D & #PEG-A(see D0AZ 7D091-A,B, C, F for #PEB-D1 & #PEG-A1)
70	X	6&8	All		AR	#1 - .042" thick, #3 - .074" thick, #4 - .091" thick, #5 - .108" thick
				C4AZ 7D091-G	AR	#2 - .057" thick
				C4AZ 7D091-J	1	#3 - .074" thick
70/ 71/ 70/ 71/	A,B,F L P P	6&8 4 6 6&8	All All All All	D0AZ 7D091-A	1 1 1 1	#1 - .042" thick Use w/#PEB-D1, #PEG-A1 & #PEE-AK models
				D0AZ 7D091-B	1	#2 - .057" thick
				D0AZ 7D091-C	1	#3 - .074" thick
				D0AZ 7D091-F	AR	.033" thick (spacer) For .091" thickness use D0AZ 7D091-B&F For .108" thickness use D0AZ 7D091-C&F
65/ 71/	A,B,F,P,X L	6&8	All	7D095		BAND - REVERSE CLUTCH
		4	All	D0AZ 7D095-A	1 1	2 7/32" wide-5 1/8" I.D. -#62
65/ 71/	A,B,F,P,X L	6&8	All	C4AZ 7C096-A	2 2	WASHER - REVERSE DRUM THRUST - 3 1/8" O.D.-2" I.D.-.063" thick
				7A098		SCREEN - OIL PAN
65	F	6&8	170,260	C4AZ 7A098-B	1	*FT-35-without gasket
65	F	6&8	170,260	C4AZ 7A098-C	1	*FT-35-A-incl. (1) C4AZ 7A191-C & (1) C5OZ 7A191-B gaskets
65/69 70 70	A,B,F,X P X	6&8 6 6&8	All 170,200 All	C5AZ 7A098-C	1 1 AR	*FT-36-without gasket Use with #PEB models
65/69 70 70	A,B,F,X P X	6&8 6 6&8	All 170,200 All	C5AZ 7A098-D	1 1 1	*FT-36-A-incl. (1) C5AZ 7A191-B & (1) C5OZ 7A191-B gaskets Use with PEB trans.
70/ 70/ 71/	A,B,F,L P P	All 6 6&8	All All All	D0DZ 7A098-B	1 1 1	*FT-40-without gasket Use with #PEE and #PEG models
70/ 71/ 70	A,B,F,L P P	All 6&8 6	All All All	D0DZ 7A098-C	1 1 1	*FT-40-A-incl. (1) D0DZ 7A191-B gasket Use with PEE and PEG trans.

Identification marking
May, 1975

7A100

CONTROL VALVE BODY ASSY. - MAIN

MAIN CONTROL IDENTIFICATION CHART

An identification number appears on a metal tag at the lower end of the main control assembly. The following chart will provide quick identification of the service part number when the identification number is known. Also the main control assembly may be selected by model, year and description under Group No. 7A100 which follows the chart.

MAIN CONTROL BODY IDENTIFICATION	SERVICE PART NUMBER	MAIN CONTROL BODY IDENTIFICATION	SERVICE PART NUMBER
#K3	D1AZ 7A100-A	#4A	C9AZ 7A100-J
#K4	D1AZ 7A100-B	#4B	C9AZ 7A100-J
#K5	D1AZ 7A100-C	#4D	C9AZ 7A100-J
#K9	D2OZ 7A100-C		
		#4F	C9AZ 7A100-J
#L1	D2OZ 7A100-B	#4G	C9AZ 7A100-J
#L2	D2AZ 7A100-F	#4J	D0DZ 7A100-A
#L3	D2AZ 7A100-F		
#L7	D3FZ 7A100-B	#4T	C9AZ 7A100-J
		#4W	C9AZ 7A100-J
#N3	C7ZZ 7A100-H	#4Y	C9AZ 7A100-J
#W3	C7OZ 7A100-G	#5A	D0AZ 7A100-J
		#5C	D0DZ 7A100-C
#1B	C4AZ 7A100-E	#5D	D0OZ 7A100-D
#1G	C4AZ 7A100-E	#5E	D0AZ 7A100-G
#1H	C5AZ 7A100-D		
#1K	C4AZ 7A100-E	#5F	D0AZ 7A100-H
#1P	C5AZ 7A100-D	#5G	D0AZ 7A100-H
		#5H	D0AZ 7A100-J
#1T	C5AZ 7A100-D		
#1U	C4OZ 7A100-L	#5K	D0AZ 7A100-H
#1V	C4AZ 7A100-E	#5L	D0AZ 7A100-J
#1W	C6AZ 7A100-B	#5M	D0AZ 7A100-H
#1X	C9AZ 7A100-J	#5P	D0AZ 7A100-G
#1Y	C9AZ 7A100-J		
#1Z	C9AZ 7A100-J	#5R	D0AZ 7A100-G
		#5S	D0AZ 7A100-H
#2A	C9AZ 7A100-J	#5T	D0AZ 7A100-J
#2B	C9AZ 7A100-J		
#2J	C9AZ 7A100-J	#6B	D1FZ 7A100-A
#2K	C9AZ 7A100-J	#6H	D2AZ 7A100-E
		#6K	D2AZ 7A100-E
#2M	C7OZ 7A100-G	#6L	D2DZ 7A100-A
#2N	C7ZZ 7A100-H		
#2P	C9AZ 7A100-J	#6M	D2OZ 7A100-A
#2R	C9AZ 7A100-J	#6N	D2OZ 7A100-B
#2T	C8AZ 7A100-F	#6R	D2FZ 7A100-A
		#6S	D1AZ 7A100-A
#3A	C9AZ 7A100-J		
#3B	C9AZ 7A100-J	#6T	D1AZ 7A100-B
#3C	C9AZ 7A100-J	#6U	D1AZ 7A100-C
#3D	C9AZ 7A100-J	#6X	D1FZ 7A100-B
#3F	C9AZ 7A100-J		
#3G	C9AZ 7A100-J	#7H	D2AZ 7A100-F
		#7J	D2OZ 7A100-C
#3H	C7ZZ 7A100-H	#7K	D2AZ 7A100-F
#3J	C9AZ 7A100-J		
#3K	C9AZ 7A100-J	#7L	D2OZ 7A100-C
#3N	C8AZ 7A100-F	#7M	D2OZ 7A100-B
#3P	C9AZ 7A100-J	#7N	D2OZ 7A100-B
#3S	C9AZ 7A100-J	#7R	D2FZ 7A100-B
#3U	C9AZ 7A100-J		
#3V	C9AZ 7A100-J		
#3W	C9AZ 7A100-J		
#3X	C9AZ 7A100-J		
#3Y	C9AZ 7A100-J		

Identification Marking

YEAR	MODEL	ENGINE		PART NUMBER	QTY.	PART NAME AND DESCRIPTION
		CYL.	C.I.D.			
				7A100	CONTROL VALVE BODY ASSY. - MAIN-continued	
FOR MAIN CONTROL IDENTIFICATION REFER TO CHART ON PAGE 10						
65	A	6&8	All	C5AZ 7A100-D	1	
66	A	6&8	All		1	Use w/#PCV-E, PCW-AV, AW
66	A	6&8	All	C6AZ 7A100-B	1	Use w/#PDA-D, PCW-AY
67/69	A	6&8	All	C9AZ 7A100-J	1	
70	A	8	351	D1AZ 7A100-C	1	
70/71	A	6&8	240,302	D1AZ 7A100-A	1	
71/	A	6&8	240,302	D2AZ 7A100-F	1	
71	A	8	351	D1AZ 7A100-C	1	
71/	A	8	351	D2OZ 7A100-B	1	
65	B	6&8	All exc.Spl.	C5AZ 7A100-D	1	
66	B	6&8	All		1	Use w/#PCS-W, AA, PCW-AN, AR
66	B	6&8	All	C6AZ 7A100-B	1	Use w/#PCW-AY, AZ
65/66	B	8	289Spl.	C4OZ 7A100-L	1	
67	B(exc. P/C & Fleet)	6	200	★C7DZ 7A100-A	1	R/b C9AZ 7A100-J (10/74)
67	B(P/C & Fleet)	6&8	200,289	C7OZ 7A100-G	1	
67	B(exc. P/C & Fleet)	8	289	C9AZ 7A100-J	1	
68/69	B	6&8	All		1	
70	B	6	250	D0AZ 7A100-J	1	
70	B		351	D1AZ 7A100-C	1	
70	B	8	302		1	
71	B	6	250	D1AZ 7A100-B	1	
71	B	6	250	D2DZ 7A100-A	1	
71	B	8	302,351	D1AZ 7A100-C	1	
71/	B	8	302,351	D2OZ 7A100-B	1	
72	B	6	250	D2OZ 7A100-C	1	
65	F	6&8	170,260	C4AZ 7A100-E	1	
65	F	6&8	200,289	C5AZ 7A100-D	1	
66	F	6&8	All exc.Spl.		1	
66	F	8	289Spl.	C4OZ 7A100-L	1	
67/69	F	6&8	All exc.Spl. & 302-4B	C9AZ 7A100-J	1	
67	F	8	289Spl.	★C7ZZ 7A100-H	1	
68	F	8	302-4B	C8AZ 7A100-F	1	
70	F	6	All	D0AZ 7A100-J	1	
70	F	8	351	D1AZ 7A100-C	1	
70	F	8	302		1	

Identification Marking
May, 1975

YEAR	MODEL	ENGINE		PART NUMBER	QTY.	PART NAME AND DESCRIPTION
		CYL.	C.I.D.			
				7A100	CONTROL VALVE BODY ASSY.-MAIN-continued	
FOR MAIN CONTROL IDENTIFICATION REFER TO CHART ON PAGE 10						
71	F	" Before 7/1/71"	6	All	D1AZ 7A100-B	1
71	F	" From 7/1/71"	6	All	D2DZ 7A100-A	1
71	F	" Before 7/1/71"	8	302,351	D1AZ 7A100-C	1
71/	F	" From 7/1/71"	8	302,351	D2OZ 7A100-B	1
72	F		6	All	D2OZ 7A100-C	1
71	L	" Before 6/1/71"	4	All	D1FZ 7A100-A	1
71	L	" From 6/1/71 to 7/1/71"	4	All	D1FZ 7A100-B	1
71	L	" From 7/1/71"	4	All	D2FZ 7A100-A	1
72	L		4	All	D2FZ 7A100-B	1
70	P		6	All	D0AZ 7A100-J	1 Use w/#PEB-D, D1, PEE-AK
70	P		6	17Q200	D0DZ 7A100-A	1 Use w/#PEG-A, A1
71	P	" Before 7/1/71"	6	All	D1AZ 7A100-B	1
71	P	" From 7/1/71"	6	All	D2DZ 7A100-A	1
71	P	" Before 7/1/71"	8	302	D1AZ 7A100-C	1
71/	P	" From 7/1/71"	8	302	D2OZ 7A100-B	1
72	P		6	All	D2OZ 7A100-C	1
65/66	X		6&8	All	C5AZ 7A100-D	1
67	X		6	All	*C7DZ 7A100-A	1 R/b C9AZ 7A100-J (10/74)
67	X		8	All	C9AZ 7A100-J	1
68	X		8	302-4B	C8AZ 7A100-F	1
68/69	X		6&8	All exc. 302-4B		1
70	X		6	All		1
70	X		8	All	D0DZ 7A100-C	1
65/	A, B, F, P, X		6&8	All	20384-S(B43)	7 Bolt-1/4"-20 x 1" (body to case)
					20464-S(B43EA)	1 Bolt-1/4"-20 x 1 1/2"
71	A, B, F, P		6&8	All	382399-S	1 Screw-#10-24 x 1/2" (use w/7A100 #6S, #6T,
71	L		4	All	(BB551CH)	1 #6U, #6X)
				7D100	GASKET-VALVE BODY SEPARATOR PLATE	
65/66	A, B, X		6&8	All	C5AZ 7D100-B	1
65/66	F		6&8	200,289		1
65	F		6&8	170,260	C4AZ 7D100-B	1
67/69	A, B, F, X		6&8	All	C9AZ 7D100-A	1
70	P		6	17Q200		1 Use with #PEB-D(see D0AZ 7D100-A for #PEB-D1)
70	X		6&8	All		1
70/71	B	" Before 6/15/71"	6&8	All	D0AZ 7D100-A	1
70/	A, F, P	" Before 7/1/71"	6&8	All		1
70	P		6	All		1 Use w/#PEB-D1 & #PEE-AK
71/	B	" From 6/15/71"	6&8	All	*D2AZ 7D100-A	1 R/b D3OZ 7D100-A (9/74)
71/	A, F, P	" From 7/1/71"	6&8	All		1
71	L	" Before 7/1/71"	4	All	D1FZ 7D100-B	1
71/	L	" From 7/1/71"	4	All	D2FZ 7D100-A	1
70	P		6	17Q200	D0DZ 7D100-A	1 Use w/#PEG-A(see D0DZ 7D100-C for #PEG-A1)
70	P		6	17Q200	D0DZ 7D100-C	1 Use w/#PEG-A1

* Identification Marking

YEAR	MODEL	ENGINE		PART NUMBER	QTY.	PART NAME AND DESCRIPTION
		CYL.	C.I.D.			
7A103						
65/69	A, B, F, X	6&8	All	C4AZ 7A103-G	1	PUMP ASSY. - FRONT OIL
70	P	6	170,200		1	Includes-I.S.No.2139 and 2613 Use w/#PEB-D, & #PEG-A(See D0AZ 7A103-A for #PEB-D1 & #PEG-A1)
70	X	6&8	All		1	
70/	A, B, F	6&8	All	D0AZ 7A103-A	1	
71/	L	4	All		1	
70	P	6	All		1	Use w/#PEB-D1, #PEG-A1 & #PEE-AK
71/	P	6&8	All		1	
65/66	A, B, F, X	6&8	All	376950-S(KK53G)	1	Seal-7 3/8" I.D. (pump to housing)
65/	B, F, P, X	6&8	All	379296-S(BB545K)	7	Bolt-3/8"-16 x 1 3/8" (pump to housing)
65/	A	6&8	All	378785-S(BB545L)	7	Bolt-3/8"-16 x 1 5/8" (pump to housing)
7A108						
SUPPORT ASSY.- CONVERTER STATOR						
65/69	A, B, F, X	6&8	All	C5AZ 7A108-F	1	
70	P	6	170,200		1	Use w/#PEB-D & #PEG-A(see D0AZ 7A108-A for #PEB-D1 & #PEG-A1)
70	X	6&8	All		1	
70/	A, B, F	6&8	All	D0AZ 7A108-A	1	
70	P	6	All		1	Use w/#PEB-D1, #PEG-A1 & #PEE-AK
71/	P	6&8	All		1	
65/	A, B, F, P, X			20326-S(B49)	5	Bolt-5/16"-18 x 5/8" (support to pump)
7A115-A						
LEVER-MANUAL CONTROL VALVE DETENT						
65/69	A, B, F, X	6&8	All	C4AZ 7A115-A	1	
70	P	6	All		1	Use with #PEB-D (see D0AZ 7A115-A for #PEB-D1)
70	X	6&8	All		1	
70	P	6	All	D0DZ 7A115-A	1	Use with #PEG-A (see D0AZ 7A115-A for #PEG-A1)
71/	L	4	All		1	
70/71	A, B, F	6&8	All	D0AZ 7A115-A	1	
71/	L	4	All		1	
70	P	6	All		1	Use with #PEB-D1, #PEG-A1 & #PEE-AK
71/	P	6&8	All		1	
72	A, F	6&8	All		1	
72	B	6&8	All	D2OZ 7A115-A	1	
65	A, B, F, P, X	6&8	All	377330-S(MM169K)	1	Nut-9/16"-18 (lever assembly to 7A256)
65/	A, B, F, P, X	6&8	All	C4AZ 7A117-A	1	LEVER-PARKING PAWL
71/	L	4	All		1	
				97409-S8(Q5A)	1	Ring-1/4" retaining (lever to rod)
				97411-S2(Q5C)	1	Ring-3/8" retaining (lever to case)
65/	A, B, F, P, X	6&8	All	C4AZ 7A136-C	1	GASKET - FRONT OIL PUMP TO CASE
71/	L	4	All		1	
7153						
GASKET and OIL SEAL KIT						
65/67	A, B, F, X	6&8	All	C5AZ 7153-F	1	

Consists of the following

OIL SEALS

GASKETS

VALVE

1-B9AP	7A011-A	1-C4DZ	7D025-A	2-B5AZ	7A294-E	1-C4AZ	7D026-C	2-C7AZ	7E195-A
3-C4AZ	7D011-A	1-C4OZ	7D025-A	1-C8AZ	7D404-A	1-C4AZ	7086-C	1-C5AZ	7D376-A
2-C4AZ	7D019-B	1-C4OZ	7D025-B	1-C7AZ	7B498-A	1-C4AZ	7D100-B		
2-C4AZ	7D020-A	1-C5AZ	7D025-A	1-C4AZ	7A548-A	1-C5AZ	7D100-B		
1-C4AZ	7D024-A	1-C5DZ	7D025-A	1-C4AZ	7A548-B	1-C7AZ	7D100-B		
1-C4AZ	7D024-B	1-C5ZZ	7D025-A	1-1P	77265-B	1-C4AZ	7A136-C		
1-C5ZZ	7D024-A	1-C4AZ	7D040-A	1-87034-S94		1-C4AZ	7A191-C		
1-C4AZ	7D025-B	1-C2AZ	7A248-A	2-380892-S94		1-C5AZ	7A191-B		
				1-376950-S		1-C5OZ	7A191-B		
						1-C1AP	7B426-A		
									1-I.S. Sheet #2417

Identification marking

May, 1975

COPYRIGHT © 1975 -

FORD MOTOR
COMPANY

- DEARBORN, MICHIGAN

FINAL ISSUE

YEAR	MODEL	ENGINE		PART NUMBER	QTY.	PART NAME AND DESCRIPTION
		CYL.	C.I.D.			
				7153		GASKET and OIL SEAL KIT -continued
68/69	A, B, F, X	6&8	All	C8AZ 7153-B	1	Use w/#PEB-D & #PEG-A (see D0AZ 7153-A for #PEB-D1 & #PEG-A1)
70	P	6	170,200		1	
70	X	6&8	All		1	

Consists of the following

OIL SEALS

1-B9AP	7A011-A	1-C4DZ	7D025-A	1-C7AZ	7B498-A
3-C4AZ	7D011-A	1-C4OZ	7D025-A	1-C8AZ	7A548-B
2-C4AZ	7D019-B	1-C8ZZ	7D025-A	1-C4AZ	7A548-C
2-C4AZ	7D020-A	1-C4AZ	7D040-A	1-1P	77265-B
1-C4AZ	7D024-A	1-C2AZ	7A248-A	1-87034-S94	
1-C4AZ	7D024-B	2-B5AZ	7A294-E	2-370865-S94	
1-C4AZ	7D025-B	1-C8AZ	7D404-A	2-380850-S	
				1-380892-S94	

GASKETS

1-C4AZ	7D026-C
1-C4AZ	7086-C
1-C9AZ	7D100-A
1-C4AZ	7A136-C
1-C5AZ	7A191-B
1-C5OZ	7A191-B
1-C1AP	7B426-A
1-I.S. Sheet #2417	

INSULATOR

1-C7AZ 7341-A

VALVE

1-C7AZ 7E195-A

70/71	A, B, F	6&8	All	*D0AZ 7153-A	1	Use w/#PEB-D1, #PEG-A1 & #PEE-AK
71	L	4	All	r/b D2AZ 7153-A	1	
70	P	6	All	(6-72)	1	
71	P	6&8	All		1	

Consists of the following

OIL SEALS

1-B9AP	7A011-A	1-C4AZ	7D025-B	1-C7AZ	7B498-A
3-C4AZ	7D011-A	1-C4OZ	7D025-A	1-C4AZ	7A548-A
2-D0AZ	7D019-A	1-C8ZZ	7D025-A	1-C4AZ	7A548-B
2-D0AZ	7D020-A	1-C4AZ	7D040-A	1-1P	77265-B
1-C4AZ	7D024-A	2-D0AZ	7A294-A	1-87034-S94	
1-C4AZ	7D024-B	1-C2AZ	7A248-A	2-380850-S	
1-C5ZZ	7D024-A	1-D0AZ	7D404-A	2-380892-S94	
1-D0AZ	7D024-A				

GASKETS

1-C4AZ	7D026-C
1-D0AZ	7E062-A
1-C4AZ	7086-C
1-D0AZ	7D100-A
1-C4AZ	7A136-C
1-D0DZ	7A191-B

INSULATOR

1-C7AZ 7341-A

VALVE

1-C7AZ 7E195-A
1-C5AZ 7D376-A

72	A, B, F, P	6&8	All	*D2AZ 7153-A	1	
72	L	4	All	r/b D5AZ 7153-B	1	

Consists of the following

OIL SEALS

1-B9AP	7A011-A	1-C4AZ	7D025-B	1-D0AZ	7D404-A
3-C4AZ	7D011-A	1-C4DZ	7D025-A	1-C7AZ	7B498-A
2-D0AZ	7D019-A	1-C4OZ	7D025-A	1-C4AZ	7A548-C
2-D0AZ	7D020-A	1-C5DZ	7D025-A	1-C8AZ	7A548-B
1-C4AZ	7D024-A	1-C8ZZ	7D025-A	1-1P	77265-B
1-C4AZ	7D024-B	1-D0AZ	7D040-A	1-87034-S94	
1-C5ZZ	7D024-A	1-C2AZ	7A248-A	2-370850-S	
1-D0AZ	7D024-A	2-D0AZ	7A294-A	2-370865-S91	
				1-380892-S94	

GASKETS

1-C4AZ	7D026-C
1-C4AZ	7086-C
1-D0AZ	7D100-A
1-D1FZ	7D100-B
1-D4OZ	7D100-A
1-D4FZ	7D100-B
1-C4AZ	7A136-C
1-D0DZ	7A191-B
1-C1AP	7B426-A

INSULATOR

1-C7SZ 7341-A

VALVE

1-C7AZ 7E195-A
1-C5AZ 7D376-A

65/	A, B, F, P, X	6&8	All	C4AZ 7A153-C	1	GEAR-OUTPUT SHAFT RING-req'd. as output shaft hub ring gear
					1	Req'd. as front clutch hub ring gear
71/	L	4	All	378874-S(QQ94)	2	Snap ring-4 1/2" dia.
				97532-S15(Q1C)	1	Snap ring-1 3/16" dia. (gear to output shaft)

Identification marking

YEAR	MODEL	ENGINE		INTERNAL SPLINE PLATE		EXTERNAL SPLINE PLATE		
		CYL.	C.I.D.	(FRICTION) - 7B164	QTY.	(STEEL) - 7B442	QTY.	
				7B164	PLATE - CLUTCH INTERNAL and EXTERNAL SPLINE			
FORWARD CLUTCH								
65/67	A	6&8	All	C4AZ 7B164-E	5	C4AZ 7B442-C	4	
65/67	B,F,X	8	All		5		4	
65/67	B,F,X	6	All		4		3	
68	A	6&8	All	C8AZ 7B164-D	5	C4AZ 7B442-C	4	
68	B,F,X	8	All		5		3	
68	B,F,X	6	All		4		4	
69/	A,B,F,P,X	6&8	250,302, 351		5	C4AZ 7B442-B	4	
69/70	F,X	6	170,200		4		3	
70/	P	6	170,200		4		3	
71/	L	4	All		3		2	
REVERSE CLUTCH								
65	F	6&8	170,260	C4AZ 7B164-C	4	C4AZ 7B442-B	3or4	
65/	A	6&8	All	C5AZ 7B164-B	4	C4AZ 7B442-B	4	
65/	B	8	All		4		4	
65/70	X	8	All		4		4	
65	F	8	289		4		4	
66/	F	8	All		4		4	
65/68	B,X	6	All		3		3	
65/70	F	6	200		3		3	
69/70	P,X	6	170,200		3		3	
69/	B,F,P	6	250		4		4	
71	L	4	All		2		2	
71/	P	6	200		3		3	
71/	P	8	302		4		4	
72	L	4	All		2		2	

YEAR	MODEL	ENGINE		PART NUMBER	QTY.	PART NAME AND DESCRIPTION
		CYL.	C.I.D.			
65/71/	A,B,F,P,X L	6&8 4	All All	C4AZ 7D164-A	1 1	HUB-OUTPUT SHAFT-70 helical-37 spline teeth-1 1/4" long
65/71/	A,B,F,P,X L	6&8 4	All All	C4AZ 7D167-B	6 6	BOLT-OVERRUNNING CLUTCH TO CASE
				7D171		RACE - OVERRUNNING CLUTCH - INNER
65/72 70/	A,B,F,P,X L,P	6&8 4,6&8	All All	*D2AZ 7D171-A	1 1	2 3/4" O.D.-1 15/16" I.D.-1" wide-repl. by D4FZ 7D171-A (4/73)
				7A175		Refer to Group 7D029
				7D189		PISTON and SEAL ASSY. - REVERSE BAND SERVO
65/71/	A,B,F,P,X L	6&8 4	All All	D1AZ 7D189-A	1	One-piece design-includes (1) piston seal, rod & spacer-#D0AP 7D030-A
65/71/	A,B,F,P,X L	6&8 4	All All	C4AZ 7190-B	12	ROLLER-OVERRUNNING CLUTCH-Also refer to Group 7A813-7/8" long-5/16" dia.
				7D190		ROD - REAR BAND SERVO PISTON
65/71 71 70/71 71/	A,B,F,X L P A,B,F,L,P	6&8 4 6&8	All All All	D0DZ 7D190-A	1 1 1	Includes-spacer, spring and rod
						Refer to Illustration Section A70.4, Page 3

Identification marking
May, 1975

COPYRIGHT © 1975 -

FORD MOTOR
COMPANY

- DEARBORN, MICHIGAN

FINAL ISSUE

YEAR	MODEL	ENGINE		PART NUMBER	QTY.	PART NAME AND DESCRIPTION
		CYL.	C.I.D.			
				7A191		GASKET-OIL PAN
65	F	6&8	170,260	C4AZ 7A191-C	1	
65/69	A	6&8	All	C5AZ 7A191-B	1	
65/69	B,X	6&8	All	C5OZ 7A191-B	1	
65/69	F	6&8	200,250, 289,302		1	
70	P	6	170,200		1	Use with #PEB-D(see D0DZ 7A191-B for #PEB-D1)
70	X	6&8	All		1	
70/ 71/	A,B, F	6&8	All	D0DZ 7A191-B	1	
70	L	4	All		1	
70	P	6	All		1	Use w/#PEB-D1, #PEG-A,#PEE-AK
71/	P	6&8	All		1	
65/ 71/	A, B, F, P, X	6&8	All	C4AZ 7D191-C	1	RETAINER-OVERRUNNING CLUTCH SPRING
	L	4	All		1	Includes (12) springs
				7A194		PAN - TRANSMISSION OIL
65	F	6&8	170,260	C4AZ 7A194-B	1	
65/69	A	6&8	All	C5AZ 7A194-A	1	
65/69	B,X	6&8	All	C5OZ 7A194-A	1	
65/69	F	6&8	200,250 289,302		1	
70	P	6	170,200		1	Use with #PEB-D(see D0DZ 7A194-B for #PEB-D1)
70	X	6&8	All		1	
70	P	6	170,200	D0DZ 7A194-A	1	Use with #PEG-A(see D0DZ 7A194-B for #PEG-A1)
70/ 70/	A	6&8	All	D0AZ 7A194-A	1	
	B, F	8	351		1	
70/ 70/ 71/	B, F	6	All	D0DZ 7A194-B	1	
	B, F	8	302		1	
71/	L	4	All		1	
70	P	6	All		1	Use w/#PEB-D1, #PEG-A,A1,#PEE-AK models
71/	P	6&8	All		1	
65/	A,B,F,P,X	6&8	All	378782-S(BB543D)	11	Bolt-5/16"-18 x 9/16" (pan to case)
67/ 71/	A,B,F,P,X	6&8	All	C7AZ 7E195-A	2or3	BALL-COASTING BOOSTER VALVE SHUTTLE
	L	4	All		4	
65/ 71/	A, B, F, P, X	6&8	All	C4AZ 7D218-B	1	RETAINER-GOVERNOR SECONDARY VALVE SPRING-1" x 7/8"
	L	4	All		1	
65/ 71/	A, B, F, P, X	6&8	All	C4AZ 7D220-B	1	BODY-GOVERNOR OIL COLLECTOR-includes (1) C7AZ 7E242-A screen and I. S. No. 2573
	L	4	All		1	
65/	A,B,F,L,P,X	All	All	C4AZ 7D227-A	1	SPACER-THROTTLE PRESSURE VALVE-SECONDARY
				7A228		TUBE - OIL FILLER
65	A	6	All	*C5AZ 7A228-A	1	Approx. 18 15/16" long-not replaced
65	A	8	All	C5AZ 7A228-D	1	Approx. 18 1/8" long
66	A	6	240	C6AZ 7A228-E	1	Approx. 14 7/8" long - P/C and Fleet usage only
66/	A	6&8	All	D0AZ 7A228-A	1	Except 1966 P/C and Fleet usage only
65	B	6	All	C5OZ 7A228-A	1	Approx. 18" long
65	B	8	All	C5OZ 7A228-C	1	Approx. 13 13/16" long
66/70	B	6	170,200	C6OZ 7A228-A	1	Approx. 19 1/4" long
66/68	B	8	All	C6OZ 7A228-B	1	Approx. 19 1/4" long
69	B	6&8	250,302	C9OZ 7A228-A	1	

Identification marking

YEAR	MODEL	ENGINE		PART NUMBER	QTY.	PART NAME AND DESCRIPTION
		CYL.	C.I.D.			
				7A228		TUBE ASSY.-OIL FILLER-continued
70	B	6&8	250,302	D0OZ 7A228-B	1	
70/71	B	8	351	D0OZ 7A228-E	1	
71	B	6&8	250,302	D1OZ 7A228-B	1	Approx. 19 7/32" long
72	B	6	250	D2OZ 7A228-E	1	
72	B	8	302	D2OZ 7A228-A	1	
72	B	8	351	D2OZ 7A228-B	1	
65	F	8	260	C4AZ 7A228-B	1	Approx. 14 7/8" long
65	F	6	All	C5OZ 7A228-A	1	Approx. 14 7/8" long
65	F	8	289	C5OZ 7A228-C	1	Approx. 13 13/16" long
66/70	F	6	170,200	C6OZ 7A228-A	1	Approx. 19 1/4" long
66/68	F	8	All	C6OZ 7A228-B	1	Approx. 19 1/4" long
69	F	6&8	250,302	C9OZ 7A228-A	1	
70	F	6&8	250,302	D0OZ 7A228-B	1	
70/	F	8	351	D0OZ 7A228-E	1	
71/72	F	"Before 2/14/72"	6&8 250,302	D1OZ 7A228-B	1	Approx. 19 7/32" long
72	F	"From 2/14/72"	6&8 250,302	D2ZZ 7A228-A	1	Approx. 19 9/32"-use w/D2ZZ 7A020-A
71/	L	4	All	D1FZ 7A228-B	1	19 1/4" long
70	P	6	170,200	D0DZ 7A228-B	1	Use w/#PEB-D1, #PEG-A1
71/	P	6	200		1	
70/	P	6	250	D0DZ 7A228-C	1	Use w/PEE-AK
70	P	6	170,200	C6OZ 7A228-A	1	Approx. 19 1/4" long - use w/#PEB-D & PEG-A (see D0DZ 7A228-B for #PEB-D1 & #PEG-A1)
71/	P	8	302	D1OZ 7A228-B	1	Approx. 19 7/32" long
65	X	6	All	C5OZ 7A228-A	1	Approx. 14 7/8" long
65	X	8	All	C5OZ 7A228-C	1	Approx. 13 13/16" long
66/70	X	6	All	C6OZ 7A228-A	1	Approx. 19 1/4" long
66/68	X	8	All	C6OZ 7A228-B	1	Approx. 19 1/4" long
69/70	X	8	All	C9OZ 7A228-A	1	
65/	A,B,F,P,X	6&8	All	87034-S94(T1A)	1	Seal-"o" ring-1/2" I.D. (tube to case)
65/	A,B,F,P,X	6&8	All	C4AZ 7A232-C	1	ROD ASSY. - PARKING LEVER ACTUATING
71/	L	4	All		1	
				358662-S(XX87)	3	Washer-flat (rod to lever)
				97409-S8(Q5A)	2	Ring-retaining-1/4" (rod to link)
65/	A,B,F,P,X	6&8	All	D0AZ 7C232-A	1	SLEEVE-OIL DISTRIBUTOR
71/	L	4	All		1	
65/	A,B,F,P,X	6&8	All	20386-S8(B53)	4	Bolt-5/16"-18 x 1" (sleeve to case)
65/	A,B,F,P,X	6&8	All	C4AZ 7A233-A	1	GEAR-OUTPUT SHAFT PARKING
71/	L	4	All		1	
65/72	A,B,F,P,X	"Before 4/24/72"	6&8 All	C4AZ 7A242-A	2	WASHER - PLANET PINION THRUST -
71/72	L	"Before 4/24/72"	4 All		2	3 11/32 O.D.-2 9/16" I.D.-.063" thick - exc. D2OZ 7D006-A
72	A,B,F,L,P	"From 4/24/72"	All All	D2OZ 7A242-A	2	And with all D2OZ 7D006-A planet
67/	A,B,F,P,X	6&8	All	C7AZ 7E242-A	1	SCREEN - GOVERNOR OIL
71/	L	4	All		1	
				7A246		TUBE - BREATHER
65	A,B,F,X	"Before 10/1/64"	6&8 All	C5ZZ 7A246-A	1	
65	A,B,F,X	"From 10/1/64 to 2/1/65"	6&8 All	C5ZZ 7A246-B	1	
65/69	A,B,F,X	"From 2/1/65"	6&8 All	C5ZZ 7A246-C	1	
70	X	6&8	All			

Identification marking

May, 1975

COPYRIGHT © 1975 -

FORD MOTOR COMPANY

-DEARBORN, MICHIGAN

FINAL ISSUE

YEAR	MODEL	ENGINE		PART NUMBER	QTY.	PART NAME AND DESCRIPTION	
		CYL.	C.I.D.				
				7A246		TUBE-BREATHING-continued	
70/ 71/	A, B, F, P L	6&8 4	All All	D2TZ 7034-A	1 1		
65/ 69/	A, B, F, P, X A, B, F, P, X	6&8 6&8	All All	20326-S(B49) 372985-S(GG258)	1 1	Bolt-5/16"-18 x 5/8" (tube to case) Clip (tube to case)	
				7A248		SEAL - FRONT OIL PUMP	
65/ 71/	A, B, F, P, X L	6&8 4	All All	C2AZ 7A248-A	1 1	Small-2 3/4" O.D. -2" I.D. -3/8" thick	
65/66	A, B, F, X	6&8	All	376950(KK53G)	1	Large-7 5/8" O.D. -7 5/16" I.D.	
				7A256		LEVER - MANUAL CONTROL	
65/66	A	6&8	All	C5AZ 7A256-A	1	Column shift	
65/68	A	6&8	All	C5ZZ 7A256-A	1	Console shift	
67/68	A	6&8	All	C7AZ 7A256-A	1	Column shift	
69	A	6&8	All	C9AZ 7A256-B	1	Column shift	
69	A	6&8	All	C9AZ 7A256-E	1	Console shift	
70/ 70/71	A A	6&8 8	All All	D0AZ 7A256-A D0AZ 7A256-D	1 1	Column shift-includes C7SZ 7341-B bearing Console shift	
65/66	B	6&8	All	C4GY 7A256-A	1	Column shift	
67	B	"Before 1/16/67"	6&8	All	C7OZ 7A256-A	1	Column shift-use without any number in transmission identification suffix
67	B	"From 1/16/67"	6&8	All	C7OZ 7A256-C	1	Column shift-use with No.1 on higher number in transmission identification suffix
68/69	B	6&8	All	C8OZ 7A256-A	1	Column shift	
65/69	B	6&8	All	C5ZZ 7A256-A	1	Console or floor shift	
70/71	B	6&8	250,302	D0OZ 7A256-A	1	Column shift-includes C7SZ 7341-B bearing	
70/71	B	8	351	D0OZ 7A256-G	1	Column shift-includes C7SZ 7341-B bearing	
70/71	B	6&8	All	D0OZ 7A256-D	1	Console shift	
72	B	6&8	All	D1FZ 7A256-A	1	Console shift	
72	B	6&8	All	D2OZ 7A256-B	1	Column shift	
70/ 65/69	F F(except economy)	6&8 6&8	All All	D0ZZ 7A256-A C5ZZ 7A256-A	1 1	Floor or console shift Console or floor shift	
69	F(economy)	6	250	C9AZ 7A256-E	1	Console shift	
71/	L	4	All	D1FZ 7A256-A	1	Console shift	
70	P	6	170,200	D0DZ 7A256-D	1	Use w/#PEG-A1-includes C7SZ 7341-B bearing	
70	P	6	170,200	D0DZ 7A256-A	1	Use with #PEB-D(see D0DZ 7A256-C for #PEB-D1)-includes C7SZ 7341-B bearing	
				D0DZ 7A256-B	1	Use with #PEG-A(see D0DZ 7A256-D for #PEG-A1)-includes C7SZ 7341-B bearing	
70	P	6	170,200	D0DZ 7A256-C	1	Column shift-use w/#PEB-D1-includes C7SZ 7341-B bearing	
70/ 70/ 71/	P P P	6 6&8	170,200 250,302		1 1 1	Column shift Column shift Column shift	
65/66	X	6&8	All	D1DZ 7A256-A	1	Console shift	
65/66	X	6&8	All	C4GY 7A256-A	1	Column shift	
67	X	"Before 1/16/67"	6&8	All	C7OZ 7A256-A	1	Column shift - use w/o any number in transmission identification suffix
67	X	"From 1/16/67"	6&8	All	C7OZ 7A256-C	1	Column shift - use w/No.1 on higher in transmission identification suffix
68/70	X	6&8	All	C8OZ 7A256-A	1	Column shift	
65/ 71/	A, B, F, P, X L	6&8 4	All All	C4AZ 7D256-A	1 1	RING-FORWARD CLUTCH PISTON SPRING PRESSURE-(to retain 7B070)-2 7/8" O.D. -2 5/8" I.D. -1/8" thick	
65/ 71/	A, B, F, P, X L	6&8 4	All All	C0AP 7B258-A	1 1	BUSHING-FRONT OIL PUMP	
65/69	A, B, F, X	6&8	All	C4AZ 7A261-A	1	SPRING - MANUAL VALVE DETENT	
				305043-S(NN84A)	1	Pin-1/16" x 11/16" (to retain spring in valve body)	

Identification marking

YEAR	MODEL	ENGINE		PART NUMBER	QTY.	PART NAME AND DESCRIPTION
		CYL.	C.I.D.			
				7B261		BUSHING - FRONT PUMP SUPPORT
65/69	A, B, F, X	6&8	All	C4AZ 7B261-A	1	25/32" I. D. - 29/32" O. D.
70	P	6	170,200		1	Use w/#PEB-D & #PEG-A(see D0AZ 7B261-A for #PEB-D1 & #PEG-A1)
70	X	6&8	All		1	
70/	A, B, F	6&8	All	D0AZ 7B261-A	1	27/32" I. D. - 31/32" O. D.
71/	L	4	All		1	
70	P	6	All		1	Use w/#PEB-D1, #PEG-A1 & #PEE-AK
71/	P	6&8	All		1	
				7D261		LEVER - DOWNSHIFT DETENT
65/69	A, B, F, X	6&8	All	C4AZ 7D261-B	1	4 31/32" long
70	P	6	17Q,200		1	Use with #PEB-D(see D0AZ 7D261-A for #PEB-D1)
70	X	6&8	All		1	
70/	A, B, F	6&8	All	D0AZ 7D261-A	1	
71/	L	4	All		1	
70	P	6	All		1	Use w/#PEB-D1 & #PEE-AK models
71/	P	6&8	All		1	
65/	A, B, F, P, X	6&8	All	33798-S2(M62)	1	Nut-5/16"-24 (lever to shaft)
				34806-S(X65)	1	Washer-5/16"
				7A262		PISTON-CLUTCH
65/69	A, B, F, P, X	6&8	All	C4AZ 7A262-C	1	Forward clutch
70	X	6&8	All		1	
70	P	6	17Q,200		1	Use w/#PEB-D & #PEG-A(see D0AZ 7A262-B for #PEB-D1 & #PEG-A1)
				C4AZ 7A262-B	1	Reverse clutch
70/	A, B, F	6&8	All	D0AZ 7A262-B	1	Forward clutch-#D0AP 7A258-B
71/	L	4	All		1	
70	P	6	All		1	Use w/PEB-D1, #PEG-A1 & #PEE-AK
71/	P	6&8	All		1	
				D1AZ 7A262-B	1	Reverse clutch -#D0AP 7A258-A
65/70	A, B, F, P, X	6&8	All	97719-S(QQ6)	1	Ring-2 3/16" dia. (retain spring to piston)
65	F	6&8	17Q,200	C4AZ 7A270-B	1	VALVE SPRING KIT - MAIN OIL PRESSURE REGULATOR - consists of (1) C4AP 7D005-C spring (1) C4AP 7A270-B spring
				7D273		CONNECTOR ASSY. - OIL COOLER TUBES
65/	A, B, F, X	6&8	All	C3AZ 7D273-A	AR	1/2"-20 x 5/16" female & 1/8"-27 x 7/16" male thread, 13/16" long straight connector
65/69	F, X	6&8	All	C5DZ 7D273-A	AR	1/2"-20-45° elbow connector
65/	F, L, P, X	All	All	C9ZZ 7D273-A	1	1/2"-20 x 5/16" female & 1/8"-27 x 9/16" male thread, 90° elbow connector-includes lock nut
65/	A, B, F, P, X	6&8	All	370865-S(KK43)	AR	Seal-"o" ring type-1/2" O. D.
				380892-S(KK43B)	AR	Seal-"o" ring type-7/16" O. D.
				7A294		SEAL-CLUTCH PISTON-INNER
65/67	A, B, F, X	6&8	All	B5AZ 7A294-E	2	Forward and reverse clutch piston-round cut lip
68/69	A, B, F, X	6&8	All	B5AZ 7A294-E	1	Forward clutch-round cut lip
70	P	6	17Q,200		1	Use w/#PEB-D & #PEG-A(see D0AZ 7A294-A #PEB-D1 & #PEG-A1)
70	X	6&8	All		1	
				C8AZ 7D404-A	1	Reverse clutch-square cut lip
70/	A, B, F	6&8	All	D0AZ 7A294-A	1	Forward clutch
71/	L	4	All		1	
70	P	6	All		1	Use w/#PEB-D1, #PEG-A1 & #PEE-AK
71/	P	6&8	All		1	
				D0AZ 7D404-A	1	Reverse clutch

Identification Marking

YEAR	MODEL	ENGINE		PART NUMBER	QTY.	PART NAME AND DESCRIPTION	
		CYL.	C.I.D.				
65/71 71/	A, B, F, P, X L	"Before 12/15/71" "Before 12/15/71" "From 12/15/71"	6&8 4	All All	C4AZ 7D300-B	1 1	SPACER - REAR BAND SERVO ROD - 15/16" O.D. -3/8" I.D. -1/8" thick Refer to Illustration Section A70.4, page 3
					7326		Refer to Group 7C389
70/	A, B, F, L, P		All	All	7E332 D0DZ 7E332-B	1	SPRING-MANUAL VALVE DETENT Includes: pin & roller
70/	A, B, F		6&8	All	D0AZ 7E336-A	2or3	PLATE - THROTTLE PRESSURE BOOSTER STOP
70	P		6	All		2or3	Use with #PEB & #PEE
70	P		6	170,200		1	Use with #PEG
71/	P		6&8	All		2	
71/	L		4	All		2	
70/	A, B(column shift)		6&8	All	C7SZ 7341-A	1	INSULATOR-GEAR SHIFT ARM
70/	P		6&8	All		1	
					7A360		CYLINDER-FRONT CLUTCH
65/69 65/69 65/69	A, B, X F F		6&8 8 6	All All 200,250	C5AZ 7A360-B	1	3 1/2" small O.D. (42 external spline on O.D.)- 3 1/4" small I.D. -5 1/8" large O.D. - 4 13/16" small I.D. (28 internal spline on I.D.)- I.S. No.1798 included
70	P		6	170,200		1	Use w/#PEB-D, #PEG-A (see D0DZ 7A360-A for #PEB-D1 & #PEG-A1)
70	X		6&8	All		1	
70	A		6&8	All	D0AZ 7A360-A	1	#No groove on large O.D. of drum
70	B, F		6	250		1	
70	B, F		8	All		1	
70	P		6	250		1	Use with #PEE
71/	A, B, F		6&8	All	D1AZ 7A360-A	1	#No grooves on large O.D. of drum-28 internal splines-42 external splines
71/	P		6&8	250,302		1	
65	F		6	170	C4AZ 7A360-C	1	
70	F		6	200	D0DZ 7A360-A	1	#(1) groove on large O.D. of drum
70	P		6	170,200		1	Use w/#PEB-D1 & #PEG-A1
71/	L		4	All	D1FZ 7A360-A	1	#Two grooves on large O.D. of drum-28 internal splines-42 external splines
71/	P		6	200	D1DZ 7A360-A	1	#One groove on large O.D. of drum-28 internal splines-42 external splines
65/	A, B, F, P, X		6&8	All	C4AZ 7B368-A	1	WASHER-OUTPUT SHAFT THRUST-REAR- 1 3/16" I.D. -.030" thick-3 slots
71/	L		4	All		1	
70/	A, B, F, L, P, U, X		All	All	D5AZ 7E368-A	1	VALVE KIT-THROTTLE PRESSURE LIMIT- consists of (1) D0AP 7E340-A spring & (1) D0AP 7E368-A valve
65/	A, B, F, X		6&8	All	C5AZ 7D375-A	1	PIN-THROTTLE PRESSURE BOOSTER RETAINER-15/16" long-1/8" dia.
70/	P		6&8	All		1	Use with #PEB, #PEE
71/	L		4	All		1	
65/	A, B, F, X		6&8	All	C5AZ 7D376-A	1	VALVE-INTERMEDIATE SERVO ACCUMULATOR CHECK-1/4" dia. -.090" thick
70/	P		6&8	All		1	Use with #PEB & #PEE
71/	L		4	All		1	
					7A377		DIAPHRAGM ASSY. - VACUUM THROTTLE VALVE
65/	A, B, F, P, X		6&8	All	C4AZ 7A377-B	1	Threaded type
71/	L		4	All	(TM-2)	1	
72	A, B, F, L, P		All	All	D2AZ 7A377-A	1	Push in type -requires (1) D2AZ 7A380-A rod kit
					(TM-15)		
65/	A, B, F, P, X		6&8	All	C4AZ 7A380-A	1	ROD-THROTTLE CONTROL VALVE-1 11/16" long-1/8" dia. (exc. push in type diaphragm)
71/	L		4	All		1	
72	A, B, F, L, P, U		All	All	D3AZ 7A380-B	1	Use w/push in type diaphragm (7A377) - consists of (1) D3AP 7A390-HA, JA, KA, LA, MA rod- select fit

Identification marking

YEAR	MODEL	ENGINE		PART NUMBER	QTY.	PART NAME AND DESCRIPTION	
		CYL.	C.I.D.				
				7C389		ROD-MANUAL CONTROL VALVE	
65/66	A,B,F,X	6&8	All	C4OZ 7C389-A	1	3 13/16" long	
67	A,B,F,X	6&8	All	C6OZ 7326-P	1	3 13/16" long	
68/69	A,B,F,X	6&8	All	C9AZ 7326-F	1	3 13/16" long	
70/	A,B,F,P,X	6&8	All	★D0DP 7340-B	1	5 7/64" long-serviced in 7A100 assy.	
				7A394		LEVER - DOWNSHIFT CONTROL - OUTER	
65	F	8	All	C4AZ 7A394-A	1		
65/69	B,X	6&8	All	C4DZ 7A394-A	1		
65/68	F	6	All		1		
66/68	F	8	All		1		
70	X	6&8	All		1		
65/	A	6&8	All	C5AZ 7A394-C	1		
70/	B,F	6&8	All	D0DZ 7A394-A	1		
69	F	6&8	All	C9ZZ 7A394-A	1		
71/	L	4	All		1		
70/	P	6&8	All	D0DZ 7A394-B	1	Use with #PEB & #PEE	
				7E396		RETAINER - LOW SERVO MODULATOR PLUG	
70	A,B,F,P,X	"Before 4/1/70"	6&8	All	★D0AZ 7E396-A r/b D0AZ 7E396-B (8/74)	1 Includes 383250-S screw-No.10-24 x 1/4"	
70/	A,B,F,P,X	"From 4/1/70"	6&8	All	D0AZ 7E396-B	1	
71/	L	4	All		1		
65/	A,B,F,P,X	6&8	All	D1AZ 7A398-A	1	GEAR PLANETARY - FORWARD	
71/	L	4	All		1		
				7D404		Refer to Group 7A294	
65/	A,B,F,X	6&8	All	C1AP 7B426-A	1	GASKET - THROTTLE VALVE DIAPHRAGM	
71/	L	4	All		1		
70	P	6	All		1	Use with #PEB models only	
71/	P	6&8	All		1		
65/	A,B,F,P,X	6&8	All	C4AZ 7A441-C	1	PAWL-PARKING-use with C4AZ 7D071-A or B shaft	
71/	L	4	All		1		
				7B442		Refer to Group 7B164	
65/	A,B,F,P,X	6&8	All	C4AZ 7B456-C	1	RACE-OVERRUNNING CLUTCH OUTER	
71/	L	4	All		1		
65	F	6&8	170,260	★C4AZ 7A478-A	1	RETAINER - OIL PRESSURE MAIN CONTROL VALVE	
				7A480		SPRING & RETAINER KIT - REVERSE CLUTCH PISTON-also refer to Group 7A527	
65/69	A,B,F,X	6&8	All	C4AZ 7A480-C	1	Includes - (10) springs (1) retainer	
70	P	6	170,200		1	Use w/#PEB-D & #PEG-A(see D0AZ 7A480-B for #PEB-D1 & #PEG-A1)	
70	X	6&8	All		1		
70/	A,B,F	6&8	All	D0AZ 7A480-B	1	2 1/2" dia. -2" long-use w/7A527 retainer	
70	P	6	All		1	Use w/#PEB-D1,#PEG-A1 & #PEE-AK	
71/	P	6&8	All		1		
71	L	4	All		1		
71/	L	"Before 1/5/71"	4	All			
		"From 1/5/71"	4	All	D1FZ 7A480-B	1	2 9/16" dia.-1 29/32" long
65/	A,B,F,P,X	6&8	All	C4AZ 7C492-B	2	STOP - BAND ADJUSTING - INTERMEDIATE & REVERSE-(1) reqd. for front & (1) reqd. for rear band	
71/	L	4	All		2		
				380850-S(MM54H)	2	Nut-1/2"-16 (attach stop to case)	

Identification marking
May, 1975

COPYRIGHT © 1975 —

FORD MOTOR
COMPANY

— DEARBORN, MICHIGAN

FINAL ISSUE

YEAR	MODEL	ENGINE		PART NUMBER	QTY.	PART NAME AND DESCRIPTION
		CYL.	C.I.D.			
65/ 71/	A, B, F, P, X L	6&8 4	All All	C4AZ 7C495-A	1 1	LINK-PARKING PAWL TOGGLE OPERATING LEVER
				97409-S8(Q5A)	1	Ring-1/4" dia. retaining (link to case)
65/ 71/	A, B, F, P, X L	6&8 6&8	All All	C7AZ 7B498-A	1 1	SEAL - MANUAL CONTROL LEVER OIL
65/ 71/	A, B, F, P, X L	6&8 4	All All	C8AZ 7C498-A	1 1	DRUM ASSY. - REVERSE BRAKE -repl. by D4FZ 7C498-A (8/74)
				7A527		RETAINER - CLUTCH PISTON SPRING
70/71 71	A, B, F, P L	6&8 4	All All	D0AZ 7A527-A	1 1	
72 72	A, B, F, P L	6&8 4	All All	D2AZ 7A527-A	1	
70/ 71/	A, B, F, P, X L	6&8 4	All 122	383691-S (QQ92H)	1	Ring - 2 1/4" dia. (retain spring to piston)
				7A548		SEAL - CLUTCH PISTON - OUTER OIL
65/ 71/	A, B, F, P, X L	6&8 4	All All	C4AZ 7A548-C	1 1	Forward clutch piston-4 7/16" O. D. -4" I. D.
65/ 71/	A, B, F, P, X L	6&8 4	All All	C8AZ 7A548-B	1 1	Reverse clutch piston-4 9/16" O. D. -4 1/16" I. D.
				7A577		SNAP RING - CLUTCH PRESSURE PLATE RETAINING - Refer to Group 7B066
				7A813		ROLLER-CONVERTER STATOR CLUTCH
65/ 71/	A, B, F, P, X L	6&8 4	All All	C4AZ 7190-B	7or8 7	
65/ 71/	A, B, F, P, X L	6&8 4	All All	B9AZ 7A814-A	7or8 7	SPRING-CONVERTER STATOR CLUTCH
				7902		CONVERTER ASSY.
65	A	6&8	All	C5AZ 7902-A	1	#V
65	A	6&8	All	C5AZ 7902-C	1	#AC
66/67	A	6&8	All	C6AZ 7902-C	1	#AH
67	A	6&8	All	C6AZ 7902-J	1	#AX
68/69	A	6&8	All	C8AZ 7902-C	1	#BB
70/ 70/	A B, F	6&8 8	All 351	D0OZ 7902-B	1 1	#BN, #BR
65	B, F, X	8	All	▲C4AZ 7902-E	1	#AB
65	B, F, X	6	All	C5DZ 7902-C	1	#R, #X, #Y, #Z
66/69	B, F, X	8	All	C6AZ 7902-M	1	#AJ, #AY, #BC
69 70	B, F X	6 8	250 All		1 1	
70/ 70/	B, F, P B, F, X	6&8 6	250,302 170,200	D0OZ 7902-A	1 1	#BP, #BV
66/69 70 70	B, F, X X P	6 6 6	170,200 All 170,200	C6OZ 7902-A	1 1 1	#AL
70	P	6	170,200		1	Use with PEB-D & PEG-A (see D0DZ 7902-A for #PEB-D1 & #PEG-A1)
70 70 70 71/	F X P P	6 6&8 6 6	170,200 All 170,200 200	D0DZ 7902-A	1 1 1 1	#BT, #BW
						Use with PEB-D1 & PEG-A1

Identification marking

▲ Includes (4) 378941-S7 Locknuts to be assembled to converter studs "From 3/1/64" per Technical Letter FT-260

YEAR	MODEL	ENGINE		PART NUMBER	QTY.	PART NAME AND DESCRIPTION
		CYL.	C.I.D.			
				7902		CONVERTER ASSY.-continued
71/	L	4	All	D1FZ 7902-A	1	#BU
65/	A	6&8	All	378941-S7(MM169H)	AR	Nut-3/8"-24 (converter studs to flywheel)
65/	B,F,X	8	All		AR	
69/	B,F	6	250		AR	
71/	L	4	122		AR	
65/70	B,F,X	7	170,200	379299-S2(MM169J)	AR	Nut-3/8"-24 (converter studs to flywheel)
70/	P	6	170,200		AR	
71/	L	4	All	357649-S8(BE566)	4	Eolt-3/8" -16 x 13/4" (converter to flywheel)
				382535-S100 (MM118L)	2	Nut-3/8"-16 hex,
				7915		HUB-CONVERTER IMPELLER-Reconditioner only
65/	A	6&8	All	C5AZ 7915-A	1	2 1/16" O.D. -1 3/4" I.D. -2 11/16" long
65/	B,F,X	8	All		1	
65/	B,F,P,X	6	All	C4OZ 7915-A	1	2 1/16" O.D. -1 3/4" I.D. -2 13/16" long
				7926		HUB-CONVERTER TURBINE-Reconditioner only
65/69	A, B, F, X	6&8	All	C4AZ 7926-A	1	Use with #PEB-D & PEG-A (see D0AZ 7926-A for #PEB-D1 & #PEG-A1)
70	P	6	170,200		1	
70/	A, B, F	6&8	All	D0AZ 7926-A	1	Use w/#PEB-D1, PEG-A1 & #PEE-AK
70	P	6	All		1	
71/	P	6&8	All		1	
65/	A	6&8	All	C2AZ 7932-B	1	STATOR-CONVERTER
				7937		WASHER-CONVERTER STATOR FRONT and REAR THRUST
65/68	A,B,F,X	8	All	C5AZ 7937-D	2	2 15/16" O.D. -2" I.D. -1/2" thick-#C5AP 7937-D
65/68	A	6	All		2	
65/68	A,B,F,X	8	All	C5AZ 7937-E	AR	3 9/16" O.D. -2 1/16" I.D. -1/2" thick- #C5AP 7937-A or #C7AP 7937-A
65/68	A	6	All		AR	
65/66	B,F,X	6	All	*C5DZ 7937-A	2	2 15/16" O.D. -2" I.D. -#C5DP 7937-A - Reconditioner only
66/68	B,F,X	6	170,200	C7DZ 7937-A	1	2 15/16" O.D. -2" I.D. -#C7DP 7937-B- Reconditioner only
65/	B, F, P, X	6	170,200	C8DZ 7937-A	2	3 1/2" O.D. -1 11/16" I.D. -9/16" thick- #C7DP 7937-A, #C8DP 7937-A-Reconditioner only
71/	L	4	All		2	
70/	A, B, F, P	6&8	All	C6AZ 7937-AMR	1	2 25/32" O.D. -1 5/16" I.D. - .062" wide-#green -.070" wide-#natural -.079" wide-#red -.087" wide-#yellow -.096" wide-#blue Use with #PEA, #PEE, #PEF models - Reconditioners only
				C6AZ 7937-BMR	1	
				C6AZ 7937-CMR	1	
				C6AZ 7937-DMR	1	
				C6AZ 7937-EMR	1	
65/	A	6&8	All	1P 7945-A	1	SNAP RING-CONVERTER STATOR RETAINING
65/	B,F,X	8	All		1	
70/	P	6&8	250,302		1	
65/	A	6&8	All	C2AZ 7947-C	1	RACE-CONVERTER STATOR CLUTCH-OUTER
65/	B,F,X	8	All		1	
70/	P	6	250		1	
68/	A	6&8	All	C8AZ 7950 -A	1	COVER and STARTER RING GEAR ASSEMBLY- CONVERTER-Reconditioner only-Also refer to Group 6375

Identification marking

YEAR	MODEL	ENGINE		PART NUMBER	QTY.	PART NAME AND DESCRIPTION
		CYL.	C.I.D.			
65/	A,B,F,P,X	6&8	All	C4AZ 7962-D	1	WASHER-TURBINE TO CONVERTER - Reconditioner only
				7976		HOUSING-CONVERTER
65	F	8	260	C4AZ 7976-A	1	#C4AP 7976-A
65/	A	6&8	All	D3BZ 7976-A		
70/71	B	8	351-2V			
65/70	B, F, X	6	170,200	C4TZ 7976-B	1	#C5GP 7976-A
70/	P	6	170,200		1	
65/69	B	8	All	C5OZ 7976-A	1	#C5OP 7976-A
70/71	B	8	302		1	
65/	F	8	289,302		1	
69/71	B, F	6	250		1	
65/70	X	8	All		1	
70/	P	6&8	250,302		1	Use with #PEE
72	F	6	250		1	
72	B	6&8	250,302	D2OZ 7976-B	1	
72	B	8	351	D2OZ 7976-A	1	
71/	L	4	All	D1FZ 7976-A	1	
65/	A,B,F,P,X	6&8	All	370301-S(BB546)	5	Bolt-7/16"-14 x 1 1/4" (housing to case)
65/	A	6&8	All	20508-S(BI10)	AR	Bolt-7/16"-14 x 1 3/4" (housing to engine)
65/	B, F, X	8	All		AR	
69/	B, F	6	250		AR	
70	P	6	250	34808-S(X67)	AR	Lockwasher-7/16"
65/	B, F, P, X	6	170,200	20534-S(B90)	AR	Bolt-3/8"-16 x 2 1/4" (housing to engine)
				34807-S8(X66)	AR	Lockwasher-3/8"
71	E, F, P	6&8	250,302	378785-S(BB545L)	7	Bolt-3/8"-16 x 1 5/8" (housing and front pump to case)
71	L	4	All			
71/	B, F, P	6&8	250,302	379062-S	7	Bolt-3/8"-16 x 1 3/4" (housing to case)
71/	L	4	All	(BB545LB)		
71/	L	4	All	N800012-S100 (AW46)	2	Screw stud-3/8"-16 nut (housing to engine)
				7986		COVER-CONVERTER
65/	B, F, X	8	284,302	C5DZ 7986-B	1	
69/	B, F	6	250		1	
70/	P	6&8	250,302		1	Use with #PEE
65/	A	6&8	All	C5AZ 7986-A	1	
70/	B	8	351		1	
65/70	B, P, X	6	170,200	C5DZ 7986-A	1	
65/70	F	6	200		1	
70/	P	6	170,200		1	
65	F	6	170	*C4UZ 7986-A	1	
71/	L	4	All	D1FZ 7986-A	1	
65/	A, B, F, P, X	6&8	All	42789-S8(U10)	AR	Screw & washer assy. -5/16"-18 x 3/4" (cover to housing)
71/	L	4	All		AR	
65/	A, B, F, X	6&8	All	1P 77265-B	1	SEAL-DOWNSHIFT CONTROL LEVER-OIL
70	P	6	All		1	Use with #PEB models only
71/	L	4	All		1	
71/	P	6&8	All		1	

Identification Marking

YEAR	MODEL	ENGINE		QTY.		PART NUMBER	PART NAME and DESCRIPTION	
		CYL.	C.I.D.	FLEET, P/C & TAXI	PASS.			
66/	A, B, F, S	8	All	1	1	7D000	TUBE - OIL DISTRIBUTOR	
				1	1	C6AZ 7D000-A	Inlet	
				1	1	C6AZ 7D000-B	Outlet	
67/	A, B, F, S	8	All	1	1	7D002	SLEEVE - MAIN OIL PRESSURE BOOSTER	
				1	1	C7AZ 7D002-A	19/32" large I.D., 7/8" O.D., 1 5/64" long	
68/	A, B, F, S	8	All	1	1	C8AZ 7D002-A	5/8" large O.D., 7/8" O.D., 1 5/64" long	
66/67	A, B, F, S	8	All	1	1	C8AZ 7D003-A	VALVE - MAIN CONTROL OIL PRESSURE BOOSTER	
66/71	A, S	8	390,428	1	1	7005	CASE ASSY.	
				1	1	★D2TZ 7005-B	Includes -	
				1	1	repl. by	(1) C8AZ 7034-A	Vent
				1	1	D3TZ 7005-C	(1) C6AZ 7D433-A	Shaft
70	F	8	428 P/C	1	1	NOTE #2	(1) C7AZ 7E206-A	Retainer
66/69	B, F	8	428 CJ	1	1		(2) C9AZ 7D273-B	Connector
			All	1	1		(2) C9VY 7D273-A	Connector & I. S. #3754
71	B, F	8	351		1	D1ZZ 7005-A	Includes -	
							(1) C6AP 7D080-A	Valve
							(1) C7AZ 7E206-A	Retainer
							(2) C9AZ 7D273-B	Connector
							(1) C9ZZ 7D273-B	Connector
							(1) C9AZ 7D433-A	Shaft
							(1) I. S. #3754	
72	B, F	8	351		1	★D2OZ 7005-D	Includes-	
						repl. by	(1) C6AP 7D080-A	Valve
						D3OZ 7005-B,	(1) C7AZ 7E206-A	Retainer
						D3TZ 7A377-A,	(1) C9ZZ 7D273-B	Connector
						D3AZ 7F006-B,	(1) C9AZ 7D433-A	Shaft
						378782-S (2-73)	(1) I. S. #3754	
68/72	A, B, F, S "Before 8/1/72"	8	400,429,	1	1	φ★D2AZ 7005-C	Includes-	
			460			repl. by	(1) C8AZ 7034-A	Vent
						D3AZ 7005-B	(1) C7AZ 7E206-A	Retainer
						(7-72)	(1) C6AZ 7D433-A	Shaft
							(1) I. S. #3419	
72	A, B, S "From 8/1/72"	8	400,429,	1	1	@D3AZ 7005-B	NOTE #1	
			460					
66/	A, B, F, S	8	All	5	5	20470-S(B107)	Bolt-7/16"-14 x 1 1/2" (case to engine)	
				2	2	20546-S(B114)	Bolt-7/16"-14 x 2 1/2" (case to engine)	
				6	6	34808-S(X67)	Lockwasher-7/16"	
				2	2	87650-S(P12)	Plug-1/8"-27 dry seal (to plug front servo holes in case)	

NOTE #1 - When replacing D2AZ 7005-C use (1) D2AZ 7A377-B diaphragm, (1) D3AZ 7F006-B clip, and (1) 378782-S screw
 NOTE #2 - When replacing D2TZ 7005-B use (1) D3TZ 7A377-A diaphragm, (1) D3AZ 7F006-B clip, and (1) 378782-S screw
 # Identification marking @ Use 7D080 valve from old Case Assy.

YEAR	MODEL	ENGINE		QTY.		PART NUMBER	PART NAME and DESCRIPTION
		CYL.	C.I.D.	FLEET, P/C & TAXI	PASS.		
						7D006	PLANET - REVERSE
66	A, B, S	8	390	1	1	C6AZ 7D006-B	
67/71	A, B, F, S	8	390, 429-2B		1		
71/	A, B, S	8	400		1		
71/	B, F	8	351		1		
72	A, B, S	8	429		1		
72	A	8	400,429	1			Use w/#PJB-K1
67/71	A	8	390	1		C6SZ 7D006-B	
67/70	A, B, F, S	8	428, 429-4B	1	1		
71	A	8	400,429	1			
72	A	8	429	1			Use w/#PJC
71	A, B, F, S	8	429-4B	1	1		
72	S	8	460		1		
66/	A, B, F, S	8	All	1	1	377155-S(QQ94E)	Ring-5 7/32" dia. (planet to drum)
72	A, B, F, S	8	All	1	1	D3AZ 7F006-B	CLIP - PUSH-IN TYPE DIAPHRAGM
						7A008	PLATE - MAIN CONTROL SEPARATING
66	A, B, F, S	8	All exc. GT		1	C6AZ 7A008-A	Use w/7A100 identified as #AB
66	A	8	All	1		C6AZ 7A008-D	Use w/7A100 identified as #AD, #AF
67	A, B, F	8	All	1	1	C7AZ 7A008-A	Use w/7A100 identified as #AW, #AR
67	A, B, S	8	All	1	1	C7AZ 7A008-B	Use w/7A100 identified as #AG, #AS
70	A	"Before 8/14/69"	8	390		D0TZ 7A008-A	#(1) trapezoid & (1) "U" notch in outer edge - use on 7A100 without 7E387 screen
70/71	A	"From 8/14/69"	8	390		D0TZ 7A008-B	
67/69	A, B, F, S	8	All exc. GT&CJ		1	D0AZ 7A008-E	
70/71	A, B, S	8	428,429 exc. CJ		1		
71/	A	8	400		1		
71/	B, F	8	351		1		
72	A, B, S	8	All		1		
72	A	8	400,429	1			
69/70	A, B	"Before 8/14/69"	8	All	1	D0AZ 7A008-D	#(2) trapezoid notch in outer edge - use on 7A100 without 7E387 screen
70/71	A, B	"From 8/14/69"	8	All	1	D0AZ 7A008-F	

Identification marking

YEAR	MODEL	ENGINE		QTY.		PART NUMBER	PART NAME and DESCRIPTION
		CYL.	C.I.D.	FLEET, P/C & TAXI	PASS.		
						7A008	PLATE - MAIN CONTROL SEPARATING-continued
69	B, F	8	390(GT)		1	C9TZ 7A008-A	Use w/7A100 identified as #CE
68/71	B, F	8	427, 428CJ, 429 CJ, 429SCJ		1	D0OZ 7A008-B	
68	B, F	8	390(GT)		1		
68	A	8	All	1			
71	A	8	429	1			
						7A011	SEAL - INPUT & OUTPUT SHAFT OIL
66/71	A, B, F	8	All	1	1	B8AZ 7A011-A	1 7/8" O.D. - 1 1/4" long - (5) ribs on O.D.
66/69	S	8	All	1	1		
70/71	S					7A011	Serviced in 7A039 extension
72	A, B, F, S					7A011	Serviced in 7A039 extension
66/71	A, B, F, S					372292-S(QQ69)	Snap ring - 1 1/4" dia. (seal retaining)
66/	A, B, F, S	8	All	3	3	C4AZ 7D011-A	RING - GOVERNOR HOUSING OIL SEAL
						7D014	WASHER - FRONT PUMP SUPPORT THRUST - selective fit
66/	A, B, F, S	8	All	AR	AR	C6AZ 7D014-A	4 7/32" O.D. - .3" I.D. - #1 - .057" thick
				AR	AR	C6AZ 7D014-B	#2 - .074" thick
				AR	AR	C6AZ 7D014-C	#3 - .089" thick
				AR	AR	C6AZ 7D014-D	#4 - .104" thick
				AR	AR	C6AZ 7D014-E	#5 - .119" thick
						7017	SHAFT - INPUT
66/71	A, B, F, S "Before 5/18/71"	8	All	1	1	C6AZ 7017-A	
71/	A, B, F, S "From 5/18/71"	8	All	1	1	D2AZ 7017-A	10 9/32" long - 30 teeth at 7A360 end & 31 teeth at 7902 end - use with D2AZ 7A360-A or B only
66/	A, B, F, S	8	All	2	2	C6AZ 7D019-A	SEAL - FORWARD CLUTCH CYLINDER
						7A020	INDICATOR - OIL LEVEL
66/68	A	8	All	1	1	C6AZ 7A020-A	
66	S	8	All		1		
69/71	A	8	390,428	1	1	C9AZ 7A020-B	
69/70	A	8	429	1	1	C9AZ 7A020-A	
70	B	8	429	1	1		
71	A, B, F	8	351,400, 429, 429CJ, 429SCJ	1	1	D1AZ 7A020-A	#D1AP 7A020-AB, D1OP 7A020-AB
72	F	8	All		1		
72	A	8	All	1	1	D2AZ 7A020-A	
66/69	B, F	8	All		1	C6OZ 7A020-B	
72	B, S	8	All		1	D2OZ 7A020-C	
72	B	8	429-4V	1			
70	F	8	428CJ		1	D0ZZ 7A020-A	
67/68	S	8	390,428		1	C7SZ 7A020-B	
69	S	8	429-2B		1		
68/69	S	8	429-4B		1	C8SZ 7A020-A	Use w/#PGB-J, J1
69	S	8	429-4B		1	C9SZ 7A020-A	Use w/#PGB-AL
70/71	S	8	All		1		

Identification marking

May, 1975

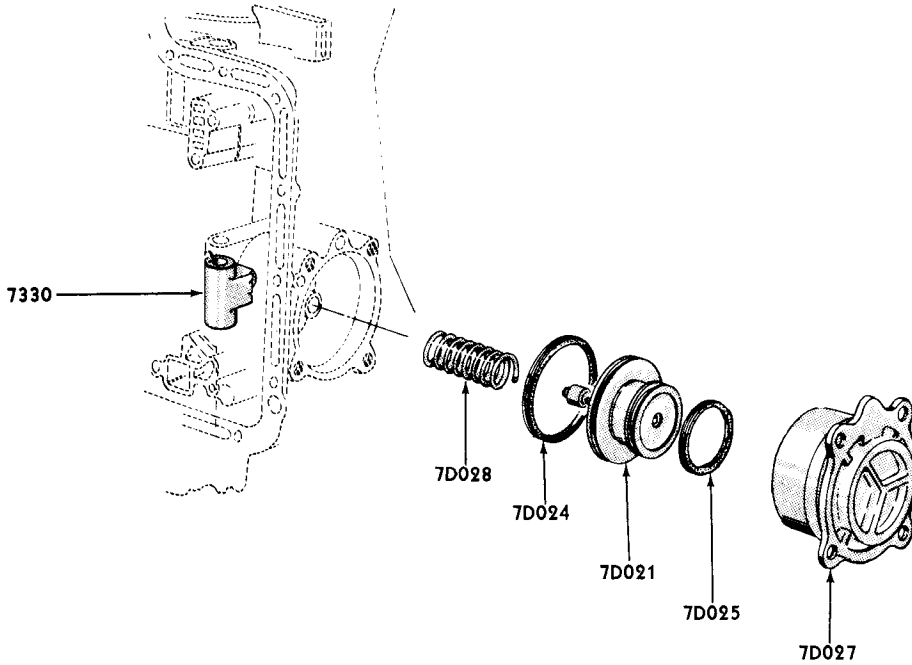
COPYRIGHT © 1975 -

FORD MOTOR
COMPANY

- DEARBORN, MICHIGAN

FINAL ISSUE

7D021 PISTON ASSY. AND RELATED PARTS -
INTERMEDIATE BAND SERVO



P-6299

Translate codes shown below into service part numbers by using chart on Page 6

YEAR	MODEL	ENGINE		QTY.		TRANSMISSION MODEL USAGE RESTRICTIONS	PISTON 7D021	SEAL 7D024	SEAL 7D025	COVER 7D027	SPRING 7D028	LEVER 7330	
		CYL.	C.I.D.	FLEET, P/C & TAXI	PASS.								
- A -													
66	A	8	390	1			2	12	20	24	28	35	
			390-2B	1			3	13	19	25	28	34	
			390-4B	1			1	10	17	23	28	36	
			428	1		Use w/#PDD-D, L	2	12	20	24	28	35	
			428	1		Use w/#PDD-Y, AA	4	13	21	26	30	33B	
67	A	8	390-2B	1		Use w/#PGA-A, A1, L, L1	3	13	19	25	31	34	
			390-2B	1		Use w/#PGA-A2, L2	1	10	17	23	31	36	
			390-4B	1		Use w/#PGA-H, H1, J, J1	1	10	17	23	28	36	
			exc.GT										
			390-4B	1		Use w/#PGA-H2, J2	2	12	17	24	28	35	
			exc.GT										
			390	1			4	13	21	26	30	35	
			428	1		Use w/#PGB-A, A1, B, B1	2	12	20	24	28	35	
			428	1		Use w/#PGB-A2, B2	1	10	17	23	28	35	
			428	1		Use w/#PGB-N, N1	4	13	21	26	28	33B	
			428	1		Use w/#PGB-H, H1	4	13	21	26	30	33B	
	"Before 4/28/67"												
	"From 4/28/67"												
			exc.P/C										
			428	1		Use w/#PGB-H, H1	4	13	21	26	30	35	
			exc.P/C										
			428P/C	1		Use w/#PGB-F, F1	4	13	21	26	28	33B	
			428P/C	1		Use w/#PGB-F, F1	4	13	21	26	28	35	
68	A	8	390,428	1		Use w/#PGB-G1, H1	4	13	21	26	30	35	
			exc.P/C										
			428P/C	1		Use w/#PGB-F1	4	13	21	26	28	35	
			390	1		Use w/#PGA-A2, L2	1	10	17	23	28	34	
			390	1		Use w/#PGA-J2	2	12	17	24	28	35	
			428	1		Use w/#PGB-A2, B2	3	13	19	25	28	35	

Identification marking

**7D021 PISTON ASSY. AND RELATED PARTS -
INTERMEDIATE BAND SERVO - continued**

YEAR	MODEL	ENGINE		QTY.		TRANSMISSION MODEL USAGE RESTRICTIONS	PISTON 7D021	SEAL 7D024	SEAL 7D025	COVER 7D027	SPRING 7D028	LEVER 7330	
		CYL.	C.I.D.	FLEET, P/C & TAXI	PASS.								
- A -													
69	A	8	390		1	Use w/ #ED-PGA-A3 Use w/ #PGA-A3, J3 Use w/ #PGB-G2 Use w/ #PGB-F2	3	13	19	25	31	34	
			390		1		1	10	17	23	28	34	
			390	1				4	13	21	26	30	35
			429-4B	1									
			428 P/C	1				4	13	21	26	28	35
			429-2B	1	1			1	10	17	23	28	36
70	A	8	390		1		4	13	21	26	30	35	
			390		1		1	10	17	23	28	34	
			428 P/C	1			4	13	21	26	28	35	
			429-2B	1	1		1	10	17	23	28	34	
			429-4B	1			4	13	21	26	30	35	
			429-4B	1	1		1	10	17	23	28	36	
71	A	8	390		1		4	13	21	26	30	35	
			390		1	Use w/ #PGA-A4, J4	1	10	17	23	28	34	
			390		1	Use w/ #PGA-A5, J5	5	▲	▲	27	32C	36	
			400	1			4	13	21	26	30	35	
			400	1		Use w/ #PJA-C, D	1	10	17	23	28	34	
			400	1		Use w/ #PJA-C1, D1	5	▲	▲	27	32C	36	
			429-2B	1		Use w/ #PJA-A, B	1	10	17	23	28	34	
			429-2B	1		Use w/ #PJA-A1, B1	5	▲	▲	27	32C	36	
			429-4B	1			4	13	21	26	30	35	
			429-4B	1		Use w/ #PJB-C, D	1	10	17	23	28	36	
			429-4B	1		Use w/ #PJB-C1, D1	5	▲	▲	27	32C	36	
			429 P/C	1			4A	13A	22A	27A	28	33A	
72	A	8	400,429		1	Use w/ #PJB	1	10	22B	23	28	34	
			429 P/C		1	Use w/ #PJC	5A	14A	22B	27B	32B	35	
			400,429		1	Use w/ #PJA -C2	5	▲	▲	27	32C	34	
			400		1	Use w/ #PJA-K, L, M	5	▲	▲	27	32B	33A	
					1								
- B -													
66	B	8	390-2B		1		3	13	19	25	28	34	
			390-4B		1		1	10	17	23	28	36	
67	B	8	390-2B		1	Use w/ #PGA-B, B1, C, C1	3	13	19	25	31	34	
			390-2B		1	Use w/ #PGA-B2, C2	1	10	17	23	31	36	
			390-4B		1	Use w/ #PGA-F, G	1	10	17	23	28	36	
			exc. GT										
			390(GT)		1	Use w/ #PGA-M, R	4	13	21	26	30	34	
68	B	8	390(GT)		1	Use w/ #PGA-M, M1, R, R1	4	13	21	26	28	34	
			390		1		1	10	17	23	28	34	
			exc. GT										
69	B	8	390(GT)		1		1	13	17	23	31	34	
			429CJ										
			390		1		1	10	17	23	28	34	
			exc. GT										
			428CJ		1		4A	13A	22A	27A	28	33A	
70	B	8	429		1		1	10	17	23	28	36	
			429		1		4	13	21	26	30	35	
			429-4B	1			4	13	21	26	30	35	
			429-4B		1		1	10	17	23	28	36	
			429CJ		1		4A	13A	22A	27A	28	33A	
71	B	8	351		1	Use w/ #PEF, PGA-AF1, AG1	5A	14	17	27B	32B	34	
			429CJ		1		4A	13A	22A	27A	28	33A	
72	B	8	351		1	Use w/ #PEF, PGA-AF1, AG1	5A	14	17	27B	32B	36	
			400,429		1		5	▲	▲	27	32C	34	
			351		1	Use w/ #PGA-AW, AY	5	▲	▲	27		33A	
			400		1	Use w/ #PJA-K, L, M	5	▲	▲	27	32B	33A	

Identification Marking
May, 1975

▲ Moulded rubber on piston & rod assy. 7D021
COPYRIGHT © 1975 — FORD MOTOR COMPANY — DEARBORN, MICHIGAN

FINAL ISSUE

7D021 PISTON ASSY. and RELATED PARTS -
INTERMEDIATE BAND SERVO - continued

YEAR	MODEL	ENGINE		QTY.		TRANSMISSION MODEL USAGE RESTRICTIONS	PISTON 7D021	SEAL 7D024	SEAL 7D025	COVER 7D027	SPRING 7D028	LEVER 7330	
		CYL.	C.I.D.	FLEET P/C & TAXI	PASS.								
- F -													
67	F	"Before 1/4/67" "From 1/4/67"	8	390(GT) 390(GT)		1 1	Use w/#PGA-P Use w/#PGA-P, P1	4 4	13 13	21 21	26 26	29 28	34 34
68	F		8	390 exc. GT 390(GT) 427,428 CJ		1 1 1		1 4A	10 13A	17 22A	23 27A	28 28	24 34 33B
69	F		8	390(GT), 429 CJ 428 CJ		1 1		1 4A	13 13A	17 22A	23 27A	31 28	34 33A
70	F		8	428CJ		1		4A	13A	22A	27A	28	33A
71	F		8	351-4B exc. CJ 351CJ 351-2B 429		1 1 1 1		5A 5A 5 4A	14 14 14 13A	17 17 17 22A	27B 27B 27 27A	32B 28 28	34 36 33A 33A
72	F		8	351-4B 351-2B		1 1		5A 5	14 14	17 17	27B 27	32B 32B	36 33A

- S -

66	S		8	390 428		1 1		1 2	10 12	17 20	23 24	28 28	36 35
67	S		8	390 390 428 428		1 1 1 1	Use w/#PGA-K, K1 Use w/#PGA-K2 Use w/#PGB-C, C1 Use w/#PGB-C2	1 2 2 1	10 12 12 10	17 17 20 17	23 24 24 23	28 28 28 28	36 35 35 35
68	S		8	390 429		1 1		1 1	10 10	17 17	23 23	28 32	34 36
69	S		8	390 429		1 1		1 1	10 10	17 17	23 23	28 32A	34 36
70	S		8	429		1		1	10	17	23	28	36
71	S		8	429 429		1 1	Use w/#PJB-H Use w/#PJB-H1	1 5	10 ▲	17 ▲	23 27	28 32C	36 34
72	S		8	All		1		5	▲	▲	27	32C	34

CODE	SERVICE PART NO.	DESCRIPTION	CODE	SERVICE PART NO.	DESCRIPTION
1	C6AZ 7D021-A	#RF C6SP 7D022-A	23	C6AZ 7D027-A	#C6AP 7D027-A and #D
2	★C6AZ 7D021-B	#RF C6MP 7D022-A	24	★C6AZ 7D027-B	#C6MP 7D027-A and #E
3	C6AZ 7D021-C	#RF C6AP 7D022-A	25	C6AZ 7D027-C	#C6SP 7D027-A and #G
4	C6AZ 7D021-D	#RF C6AP 7D022-D	26	C6AZ 7D027-D	#C6AP 7D027-D
4A	C8OZ 7D021-A	#RF C8OP 7D022-A	27	C8VY 7D027-C	#C8VP 7D027-C
5	C8VY 7D021-B	#C8VP 7E221-C	27A	C8OZ 7D027-A	#C8OP 7D027-A
5A	D1OZ 7D021-A	#RF DIOP 7D022-AA	27B	D1OZ 7D027-A	#DIOP 7D027-AA and #J
10	C6AZ 7D024-E	2.69" dia. -#White, round cut lip	28	C6AZ 7D028-A	2.66" free length-9 1/2 coils
12	★C6AZ 7D024-G	2.77" dia. -#Green, round cut lip	30	C6AZ 7D028-D	2.39" free length-8 coils, #Blue
13	C6AZ 7D024-H	2.72" dia. -#Pink, round cut lip	31	C7AZ 7D028-A	2.80" free length-10 1/2 coils
13A	C8OZ 7D024-A	3.15" dia. -#Green, round cut lip	32	C8SZ 7D028-A	1.75" free length-9 1/2 coils
14	D1OZ 7D024-A	2.35 I.D. -#Blue, round cut lip	32A	C8SZ 7D028-B	
14A	D2AZ 7D024-A	2.39" dia. -#Yellow	32B	D1OZ 7D028-A	2 5/8" free length-8 3/4 coils, #Green
17	C6AZ 7D025-E	1.79" I.D.	32C	D1AZ 7D028-A	2 9/16" free length-10 1/2 coils, #Brown
19	C6AZ 7D025-G	1.76" I.D. -#Yellow, round cut lip	33A	C6AZ 7330-B	#B
20	C6AZ 7D025-H	1.69" I.D. -#Green, round cut lip	33B	C6AZ 7330-C	#C
21	C6AZ 7D025-J	2.03" I.D. -#Pink, round cut lip	34	C6AZ 7330-D	#E
22A	C8OZ 7D025-A	2.18" I.D. -#Green, round cut lip	35	C6AZ 7330-E	#F
22B	D2AZ 7D025-A	1.77" I.D. -#Yellow	36	C6VY 7330-A	#D
			37	C8VY 7330-B	#H

Identification marking

▲ Moulded rubber on piston & rod assy. 7D021

YEAR	MODEL	ENGINE		QTY.		PART NUMBER	PART NAME and DESCRIPTION
		CYL.	C.I.D.	FLEET, P/C & TAXI	PASS.		
						7D024	Refer to Group 7D021
66/	A, B, F, S	8	All	1	1	C6AZ 7D024-C	SEAL - SERVO PISTON COVER - 3" I.D.
						7025	BUSHING - CASE - serviced only in 7005 case
						7D025	SEAL - INTERMEDIATE BAND SERVO PISTON - Refer to Group 7D021
66/	A, B, F, S	8	All	2	2	C6AZ 7D025-A	SEAL - INTERMEDIATE BRAKE DRUM - 2 7/8" dia.
66/	A, B, F, S	8	All	1or2	1or2	C6AZ 7D026-A	GASKET - INTERMEDIATE BAND SERVO COVER
						7D027	Refer to Group 7D021
66/	A, B, F, S	8	All	4	4	42789-S(W10)	Screw & lockwasher-hex. hd. -5/16"-18 x 3/4" (cover to case)
						7D028	Refer to Group 7D021
						7D029	STRUT - INTERMEDIATE BAND
66/68	A, B, F, S "Before 3/4/68"	8	All	1	1	C6AZ 7D029-A	Actuating-2 5/8" long-9/16" wide at base-1" wide at top
				1	1	C6AZ 7D430-A	Anchor-2 3/8" long-3/4" wide at base-15/16" wide at top
68/	A, B, F, S "From 3/4/68"	8	All	1	1	C6AZ 7D029-C	Actuating
				1	1	C6AZ 7D430-C	Anchor
						7034	TUBE - BREATHER
66/67	A, B, F, S	8	All	1	1	C6AZ 7A246-A	
68/	A, B, F, S	8	All	1	1	D2TZ 7034-A	
66/67	A, B, F, S	8	All	1	1	372985-SGG258	Clip- 1 1/2" x 3/4" (tube to case)
66/	A, B, F, S	8	All	1	1	B5AZ 7A034-A	BUSHING - EXTENSION HOUSING
66/	A, B, F, S	8	All	1	1	D0AZ 7D034-A	BAND - INTERMEDIATE SERVO
						7A039	HOUSING - EXTENSION
66/68	A, S	8	All	1	1	D1AZ 7A039-A	#C8SP 7A040-A
69/70	A, S	8	All		1		
69/70	A	8	390,429	1			
66/68	B, F	8	390		1		
69	B	8	429	1	1		
70	B	8	429		1		
		8	429		1		Use with 3.25 or lower rear axle ratio
71/	A	8	390,400	1	1		
		8	429		1		
		8	429	1			Use with #PJB-F, K1
	B	8	351,400		1		
	B	8	429,		1		
	F	8	429 CJ		1		
71	S	8	351		1		
68/70	B, F	8	427,428		1	C8OZ 7A039-B	
			CJ				
69/70	A	8	428	1			
69	B, F	8	390(GT)		1		
70	B	8	429		1		Use with 3.50 or higher rear axle ratio
70/71	B	8	429CJ		1		
72	B	8	429	1			Use w/ #PJC-J
71	F	8	429		1		
71/	A	8	429PC	1		D1VY 7A039-A	Use with #PJC-H1, H2
72	S	8	All		1		
72	A	8	429	1		D2AZ 7A039-C	Use with #PJC-H4
72	B	8	429	1		D2OZ 7A039-A	Use with #PJC-J
66/	A, B, F, S	8	All	2	2	380207-S(BB545C)	Bolt-3/8"-16 x 1 1/4" hex. washer hd. (housing to case)
				4	4	380209-S(BB545H)	Bolt-3/8"-16 x 1 9/16" hex. washer hd.

Identification marking

May, 1975

COPYRIGHT © 1975 -

FORD MOTOR COMPANY

- DEARBORN, MICHIGAN

FINAL ISSUE

YEAR	MODEL	ENGINE		QTY.		PART NUMBER	PART NAME and DESCRIPTION
		CYL.	C.I.D.	FLEET, P/C & TAXI	PASS.		
						7D044	DRUM - INTERMEDIATE BRAKE
66/67	A, B	8	390-2B		1	C9AZ 7D044-A	#No groove on O.D. of drum tabs-includes
66/67	A, S	8	390-4B		1		(1) C8AZ 7C099-A seal
66/67	B	8	390-4B exc.GT		1		
68/69	A, B, F, S	8	390		1		
70/71	A	8	390, 429-2B		1		
71	A	8	400		1		
71/	B, F	8	351		1		
72	A, B, S	8	400,429, 460		1		
72	A	8	400,429	1			Use w/#PJB
70	A, B, S	8	429-4B	1	1	C9SZ 7D044-A	#One groove on O.D. of drum tabs-includes (1)
71	A, S	8	429-4B		1		C8AZ 7C099-A seal
71	A	8	390		1		
71	A	8	429		1		Use with #PJB-F
71	A	8	400		1		
66/70	A	8	390		1		
67		8	390-4B		1		
66/69	A, S	8	428,429	1	1		
66/69	B, F	8	390 GT		1		
70	A	8	428P/C	1			
72	A	8	429		1		Use w/#PJC
70/71	B	8	429 CJ		1	C9OZ 7D044-A	#Two grooves located on O.D. of drum tabs
71	A	8	429	1			Use with #PJC-H1
71	F	8	429		1		
68/69	B, F	8	427,428		1		
70	F	8	428 CJ		1		
						7D046	BUSHING - INTERMEDIATE BRAKE DRUM
66/	A, B, F, S	8	All	1	1	C6AZ 7D046-B	Front-3 1/8" O.D. -2 15/16" I.D. -3/8" wide
				1	1	C6AZ 7D046-A	Rear-2 7/8" O.D. -2 3/4" I.D. -1 1/4" wide
66/	A, B, F, S	8	All	1	1	C3AZ 7052-A	SEAL - EXTENSION HOUSING OIL - 2 3/4" O.D.- 1 11/16" I.D.-1 15/16" long
						7C053	GOVERNOR ASSY. - Also refer to Group 7C063 & 7D220
66	A, B, S	8	All-exc. GT&P/C	1	1	C6AZ 7C053-A	
66	A, B, S	8	All	1	1	377138-S(QQ16F)	Ring-1 9/16" dia.(governor to output shaft)
				1	1	97612-S(Q6)	Ring-13/16" retaining
						7060	SHAFT - OUTPUT
66/	A, B, F	8	All		1	C6AZ 7060-A	25-34-36-31 spline
66/70	A, B	8	All	1			
66/67	S	8	All		1		
71/	A	8	400,429	1			Use w/ #PJB
72	B	8	429		1		
71/	A	8	429P/C	1		D0VY 7060-A	26 3/4" long, 25-34-31-36 splines-use w/ #PJC
72	S	8	All		1		
68/71	S	8	All		1	C8SZ 7060-A	25-34-36-31 spline-23" long
66/	A, B, F, S	6&8	All	1	1	C6AZ 7E062-A	GASKET - OIL PAN SCREEN
						7C063	BODY ASSY. - GOVERNOR
66	A, B, S	8	All-exc. GT&P/C	1	1	C6AZ 7C063-A	
67/70	A	8	428P/C	1			
71/	F	8	351CJ		1		
66	A	8	428P/C	1		C6OZ 7C063-A	
66/68	B, F	8	390(GT)		1		
72	A, B	8	400		1	D2OZ 7C063-A	Use w/ #PJA-K, L, M
72	B	8	351W- 2/B		1		Use w/#PGA-AZ and BA

Identification marking

YEAR	MODEL	ENGINE		QTY.		PART NUMBER	PART NAME and DESCRIPTION
		CYL.	C.I.D.	FLEET, P/C & TAXI	PASS.		
						7C063	BODY ASSY. - GOVERNOR - continued
67/68	A, B, F, S	8	All exc. CJ, GT & P/C	1	1	C7AZ 7C063-A	
69/70	A, B	8	390,429	1			
71	A	8	390	1			
71 /	A	8	400	1			Use w/ #PJA-C, D, PJB-K
71	A	8	429	1			Use with #PJB-F, K1
69	A, B, F, S	8	390,429		1	C9AZ 7C063-A	
70/71	A, S	8	390,429		1		
70/71		8	429-4B		1		
71	A	8	400		1		
71	B, F	8	351 exc. CJ		1		
72	B	8	351 CJ		1		
72	B, F	8	351-2B		1		
72	A, B, S	8	400,429 460		1		
72	A	8	400,429	1			Use w/#PJB
68/70	B, F	8	427, 428 CJ		1	DOOZ 7C063-A	
69	B	8	429 CJ		1		
70/71	B	8	429 CJ		1	DOOZ 7C063-A	
71 /	A	8	429	1			Use with #PJC-H, H2
71	F	8	429		1		
66 /	A, B, F, S	8	All	4	4	20344-S8(B42)	Bolt-1/4"-20 x 3/4" (body to 7D220 oil collector)
				4	4	34805-S8(X62)	Lockwasher-1/4"
66 /	A, B, F, S	8	All	1	1	C6AZ 7D063-A	GEAR - SUN - 36 teeth-2 1/16" dia.-2 7/8" long
66 /	A, B, F, S	8	All	1	1	C6AZ 7D064-A	SHELL - INPUT - 34 internal teeth-7 3/8" dia. - 3" wide at center
				1	1	377300-S(QQ105)	Ring-2" dia. retaining (shell to sun gear)
						7B066	PLATE - CLUTCH PRESSURE
66 /	A, B, F, S	8	All	1	1	C6AZ 7B066-B	Direct drive clutch (#triangle depression on one tooth) - 26 teeth
				1	1		Forward clutch-rear
				1	1	C6AZ 7B066-A	Forward clutch-front (#triangle depression on face of plate) - 26 teeth
66/67	A, B, F, S	8	All	1	1	C6AZ 7B066-C	Reverse clutch-7/16" thick-#flat surface on both sides - 18 teeth
68/69	A	8	All	1			
68/69	B, F	8	428 CJ, 429 CJ		1		
70	A	8	390	1			
		8	428 P/C	1			
		8	429-4B	1			
	B	8	429-4B	1			
		8	429CJ		1		
	F	8	428CJ		1		
	S	8	429		1		
71 /	A, B, F, S	8	All	1	1		
68/69	A, B, F, S	8	All		1	C8MY 7B066-A	Reverse clutch-9/16" thick-#bevelled surface on one side
70	A	8	exc. CJ 390		1		
		8	429-2B		1		
		8	429-4B		1		
	B	8	429-4B		1		
66 /	A, B, F, S						Retaining rings for pressure plates-selective fit
				AR	AR	377126-S(QQ95)	6 21/32" dia. -.067" thick
				AR	AR	377437-S(QQ98H)	.058" thick
				AR	AR	377127-S(QQ96)	.076" thick
				AR	AR	377128-S(QQ97)	.085" thick
				1	1	377444-S(QQ98B)	.094" thick
				1	1	377134-S(QQ99)	Reverse clutch-7 1/8" dia. -non-selective
				1	1	385044-S(QQ99A)	Reverse clutch-7 1/8" dia. -non-selective

YEAR	MODEL	ENGINE		QTY.		PART NUMBER	PART NAME and DESCRIPTION
		CYL.	C.I.D.	FLEET, P/C & TAXI	PASS.		
66/	A, B, F, S	8	All	1	1	C6AZ 7D066-A	WASHER - INPUT SHELL THRUST - 3 3/4" dia. - .040" thick
						7B067	HUB CLUTCH
66/	A, B, F, S	8	All	1	1	C6AZ 7B067-D	Forward ring gear-74 teeth on 4 1/2" O.D. - 2 7/8" flange O.D. -1" long
				1	1	C6AZ 7B067-B	Reverse clutch-72 teeth on 5 1/2" O.D. - 3 7/16" long-includes race, pins & hub
				AR	AR	377135-S (QQ-93D)	Required to attach 7B067
66/71	A, B, F, S	8	All	1	1	C4AZ 7D069-A	PLUNGER - MANUAL VALVE DETENT - 5/16" dia.-3/8" long
72	A, B, F, S	8	All	1	1	D2AZ 7D069-A	5/16" dia.-61/64" long
66/	A, B, F, S	8	All	1	1	C6AZ 7B070-B	SPRING - FORWARD CLUTCH PISTON DISC
				1	1	377127-S(QQ96)	Ring-6 21/32" dia.(to retain spring disc in cyl.)
66/	A, B, F, S	8	All	1	1	C6AZ 7D070-B	SPRING - PARKING PAWL RETURN
66/	A, B, F, S	8	All	1	1	C6AZ 7D071-A	SHAFT - PARKING PAWL - 1 13/16" long-1/2" dia.
66/	A, B, F, S	8	All	1	1	D5AZ 7D080-A	VALVE - THROTTLE CONTROL
66/	A, B, F, S	8	All	1	1	C6AZ 7E080-A	RETAINER - REVERSE CLUTCH PISTON BALL CHECK
66/	A, B, F, S	8	All	1	1	C6AZ 7086-A	GASKET - EXTENSION HOUSING
						7A089	CLUTCH KIT - OVERRUNNING
66/	A, B, F, S	8	All	1	1	D0AZ 7A089-A	Consists of: (16) rollers, (1) spring assy., (1) bushing
66/	A, B, F, S	8	All	1	1	C9AZ 7D090-A	WASHER - FORWARD CLUTCH HUB THRUST - 2 8/8" O.D.-2 3/16" I.D.
66/	A, B, F, S	8	All	1	1	C6AZ 7C096-A	WASHER - INTERMEDIATE BRAKE DRUM THRUST - 3 13/16" O.D.-2 13/16" I.D.
66/71	A, B, F	8	All	1	1	C6AZ 7A098-A	SCREEN - OIL PAN-*FT-37-without gasket
66/68	S	8	All		1		
72	B, F	8	All		1		
72	A	8	#00,429	1	1		Use w/ #PJB
66/71	A, B, F	8	All	1	1	C6AZ 7A098-B	*FT-37-A-incl. (1) C6AZ 7A191-B gasket
66/68	S	8	All		1		
72	B, F	8	All		1		
72	A	8	#00,429	1	1		Use with PJA, PJB trans.
69/	S	8	All		1	C6VY 7A098-A	*FT-38-without gasket
72	A	8	#29P/C	1			Use w/ #PJC
69/	S	8	All		1	C6VY 7A098-B	*FT-38-A-incl. (1) C6AZ 7A191-B gasket
72	A	8	#29P/C	1			Use w/ #PJC
						7C099	SEAL - CLUTCH PISTON OIL - INNER
66/67	A, B, F, S	8	All	1	1	C6AZ 7C099-A	Direct drive clutch-inner
68/	A, B, F, S	8	All	1	1	C8AZ 7C099-A	Direct drive clutch-inner
66/	A, B, F, S	8	All	1	1	377130-S99 (KK52C)	Used as forward clutch piston-inner
						7A100	CONTROL ASSY. - MAIN

Identification Marking

* Motorcraft number

MAIN CONTROL IDENTIFICATION CHART

An identification number appears on a metal tag at the lower end of the main control assembly. The following chart will provide quick identification of the service part number when the identification number is known. The main control assembly may also be selected by year, model and description under Group 7A100 which follows this chart

MAIN CONTROL BODY IDENTIFICATION		SERVICE PART NUMBER		MAIN CONTROL BODY IDENTIFICATION		SERVICE PART NUMBER	
#AB	C6AZ	7A100-A		#BN	C7AZ	7A100-AD	
#AD	C6AZ	7A100-A		#BP	C7AZ	7A100-AD	
#AE	C7AZ	7A100-AD		#BS	C7AZ	7A100-AC	
#AF	C6AZ	7A100-A		#BU	C7AZ	7A100-AD	
#AG	C7AZ	7A100-AD		#BW	C7AZ	7A100-AD	
#AK	C7AZ	7A100-AD		#BX	C7AZ	7A100-AD	
#AL	C7AZ	7A100-AC		#CA	D0OZ	7A100-E	
#AN	C7AZ	7A100-AD		#CC	D0AZ	7A100-F	
#AP	C7AZ	7A100-AD		#CD	D0AZ	7A100-F	
#AR	C7AZ	7A100-AD		#CE	C9OZ	7A100-A	
#AS	C7AZ	7A100-AD		#CH	C9AZ	7A100-M	
#AU	C7AZ	7A100-AD		#CJ	D0OZ	7A100-E	
#AV	C7AZ	7A100-AC		#CL	D0AZ	7A100-F	
#AW	C7AZ	7A100-AC		#CM	C9AZ	7A100-M	
#AX	C7AZ	7A100-AD		#CP	D0AZ	7A100-F	
#AY	C7AZ	7A100-AD		#CW	D2AZ	7A100-C	
#BA	C7AZ	7A100-AC		#CX	D2AZ	7A100-C	
#BB	C7AZ	7A100-AD		#CY	D4AZ	7A100-D	
#BC	C7AZ	7A100-AD		#CZ	D2AZ	7A100-C	
#BD	C7AZ	7A100-AD		#DE	D2OZ	7A100-D	
#BF	C7AZ	7A100-AC		#GL	C7AZ	7A100-AD	
#BG	C7AZ	7A100-AD		#GT	C9AZ	7A100-M	
#BH	C7AZ	7A100-AD		#GU	D0AZ	7A100-F	
#BJ	C7AZ	7A100-AD		#HA	D0OZ	7A100-E	
#BL	C7AZ	7A100-AD		#HC	D2OZ	7A100-D	
#BM	C7AZ	7A100-AC					

YEAR	MODEL	ENGINE		QTY.		PART NUMBER	PART NAME and DESCRIPTION
		CYL.	C.I.D.	FLEET, P/C & TAXI	PASS.		
7A100 CONTROL ASSY. - MAIN - continued							
66	A, B, S	8	390,428	1	1	C6AZ 7A100-A	#AB,AD,AF
67/68	A, S	8	390,428		1	C7AZ 7A100-AD	#AG,AK,AP,AS,AU,AY,BB,BC,BG,BH,BL,BN, BU, BW, BX, GL
66/68	B, F	8	All		1		#AE,AN,AR,AX,BD,BJ,BP
67/69	A	8	390,428	1		C9AZ 7A100-M	#AL,AV,AW,BA,BF,BM,BS,CH,CM
69/70	A	8	All	1		C9AZ 7A100-M	#CH,CM,GT
70	B	8	All	1			
71	A	8	390,400	1			
71	A	8	429	1			Use w/ #PJB-F
69/71	A, S	8	All		1	D0AZ 7A100-F	#CC,CD,CL,CP,GU
70/71	B	8	429-4B		1		
71	B, F	8	351		1		
68/70	B, F	8	427, 428 CJ, 429CJ		1	D0OZ 7A100-E	#CA, CJ, HA
71	A	8	429	1			Use with #PJC-H
71	B	8	429CJ		1		
71	F	8	429		1		
69	B, F	8	390		1	C9OZ 7A100-A	#CE
72	B, F	8	351		1	D2AZ 7A100-C	#CW,CX,CZ-use w/ #PJA-C, G, H, PJB-K1, PJC-H, J
72	A, B	8	400,429	1	1		
72	A, B	8	351W, 400	1	1	D2OZ 7A100-D	#DE, HC
72	S	8	All		1	D4AZ 7A100-D	#CY, FU
66/	A, B, F, S	8	All	2	2	20464-S7(B43EA)	Bolt-1/4"-20 x 1 1/2" hx. hd. (control to case)
				6	6	20384-S8(B43)	Bolt-1/4"-20 x 1"

Identification marking
May, 1975

YEAR	MODEL	ENGINE		QTY.		PART NUMBER	PART NAME and DESCRIPTION
		CYL.	C.I.D.	FLEET, P/C & TAXI	PASS.		
66	A, B, F, S	8	All exc. GT	1	1	7D100 C6AZ 7D100-B	GASKET - VALVE BODY SEPARATOR PLATE
67	A, B, F, S	8	All	1	1	C7AZ 7D100-A	Use w/7A100 identified as #AG, #AR, #AS, #AW only
67/	A, B, F, S	8	All	1	1	C7AZ 7D100-D	Use w/all 7A100 except #AG, #AR, #AS, #AW
66/	A, B, F, S	8	All	1	1	C8AZ 7A103-B	PUMP ASSY. - FRONT OIL
				7	7	20426-S8(B55)	Bolt-5/16"-18 x 1 1/4" (pump to case)
						7A108	SUPPORT ASSY. - FRONT PUMP
66/	A, B, F, S	8	All	1	1	C9AZ 7A108-A	
66/	A, B, F, S	8	All	5	5	20346-S8(B50)	Bolt-5/16"-18 x 3/4" hx. hd. (support to pump)
						7A115	LEVER ASSY. - MANUAL CONTROL VALVE DETENT
66/71	A, B, F, S	8	All	1	1	C6AZ 7A115-A	
72	A, B, F, S	8	All	1	1	D2AZ 7A115-A	
66/	A, B, F, S	8	All	1	1	377330-S (MM169K)	Nut-9/16"-18 (lever assy. to 7A256 lever)
66/67	A, B, F, S	8	All	1	1	C6AZ 7A135-A	VALVE and SPRING KIT - CONVERTER PRESSURE RELIEF - includes: (1) valve & (1) spring
66/	A, B, F, S	8	All	1	1	C6AZ 7A136-A	GASKET - FRONT OIL PUMP TO CASE
						7153	GASKET and OIL SEAL KIT
66	A	8	All	1		C6AZ 7153-B	Consists of: (1) C6AP 7D025-C seal, (1) C6AP 7D100-C gasket
66/67	*A, B, F, S	8	All	1	1	C6AZ 7153-F	

Consists of the following

OIL SEALS

1-B8AZ 7A011-A	1-C6AZ 7D025-F	1-C6AZ 7A548-A
3-C4AZ 7D011-A	1-C6AZ 7D025-H	1-C6AZ 7A548-B
2-C6AZ 7D019-A	1-C6AZ 7C099-A	1-1P 77265-B
1-C6AZ 7D024-C	1-C2AZ 7A248-A	1-87034-S94
1-C6AZ 7D024-E	1-C6AZ 7A248-A	1-352789-S
1-C6AZ 7D024-F	1-C6AZ 7D403-A	1-375185-S100 (nut)
1-C6AZ 7D024-G	1-C6AZ 7D404-A	1-377130-S98
2-C6AZ 7D025-A	1-C7AZ 7B498-A	2-377159-S
1-C6AZ 7D025-E		

GASKETS

1-D4AZ 7D026-A
1-C6AZ 7E062-A
1-C6AZ 7086-A
1-C6AZ 7D100-B
1-C6OZ 7D100-A
1-C7AZ 7D100-A
1-C7AZ 7D100-D
1-C6AZ 7A136-A
1-C6AZ 7A191-B
1-C1AP 7B426-A

66/	⊕A, B, F, S	8	All	1	1	C8AZ 7153-E	
-----	-------------	---	-----	---	---	-------------	--

Consists of the following

OIL SEALS

1-B8AZ 7A011-A	1-C6AZ 7D025-J	1-C6AZ 7A548-A
3-C4AZ 7D011-A	1-C8OZ 7D025-A	1-C8AZ 7A548-C
2-C6AZ 7D019-A	1-C8AZ 7C099-A	1-1P 77265-B
1-C6AZ 7D024-C	1-C2AZ 7A248-A	1-87034-S94
1-C6AZ 7D024-E	1-C6AZ 7A248-A	1-352789-S
1-C6AZ 7D024-H	1-C7SZ 7341-A	1-375185-S100 (nut)
1-C8OZ 7D024-A	1-C8AZ 7D403-A	1-377130-S94
2-C6AZ 7D025-A	1-C7AZ 7D404-A	2-377159-S
1-C6AZ 7D025-E	1-C7AZ 7B498-A	1-87056-S94
1-C6AZ 7D025-G		1-87066-S94

GASKETS

1-D4AZ 7D026-A
1-C6AZ 7E062-A
1-B3TZ 7086-A
1-C6AZ 7086-A
1-C7AZ 7D100-D
1-C6AZ 7A136-A
1-C6AZ 7A191-B
1-C1AP 7B426-A

66/	A, B, F, S	8	All	1	1	C6AZ 7A153-A	GEAR - OUTPUT SHAFT RING - 74 teeth-5" dia. - 1 11/16" long
				1	1*	377132-S(QQ94A)	Ring-retaining 4 11/16" dia. (gear to hub)

* For 1966 only, use C6AZ 7153-B kit also

⊕ For 1972 with PJC trans. also order D2AZ 7D024-A seal

**7B164 PLATE - CLUTCH INTERNAL AND
EXTERNAL SPLINE**

YEAR	MODEL	ENGINE		QTY.		INTERNAL SPLINE PLATE		EXTERNAL SPLINE PLATE	
		CYL.	C.I.D.	FLEET, P/C & TAXI	PASS.	(FRICTION)- 7B164	Qty. Req'd	(STEEL) - 7B442	Qty. Req'd
FORWARD CLUTCH									
66/67	A, B, F, S "Before 5/10/67"	8	390		x	C6AZ 7B164-B (57 teeth)	4	C6AZ 7B442-A (26 spline)	3
66/71	A "Before 5/18/71"	8	390, 400	x		D2AZ 7B164-A (90 teeth)	5	C6AZ 7B442-C	4
66/67	A, S	8	428	x	x		5		4
67	A, B, F, S "From 5/10/67"	8	390		x		4		3
68/69	A, B, F, S	8	All exc. 390 & 429-2B	x	x		5		4
69	A	8	429-2B		x		4		3
68/71	A, B, F, S "Before 5/18/71"	8	390, 400		x		4		3
70/71	A, B, F, S "Before 5/18/71"	8	428 CJ, 428 P/C, 429 CJ, 429-4B	x	x		5		4
70/71	A, B, F "Before 5/18/71"	8	351, 429 -2B		x		4		3
71/	B, F "From 5/18/71"	8	351		x	D2AZ 7B164-A	3	C6AZ 7B442-C	2
71/	A, B, S "From 5/18/71"	8	400, 429, 460		x		3		2
71	A "From 5/18/71"	8	400, 429	x			4		3
72	A Use w/#PJA	8	400, 429	x			3		2
72	A Use w/#PJB, PJC	8	429	x			4		3
DIRECT CLUTCH									
66	A, B, S	8	390 Exc.GT		x	C8AZ 7B164-H	3	C6AZ 7B442-A	3
66/71	A	8	390	x			4		4
66/69	A, S	8	428, 429	x	x		4		4
66	B	8	390 GT		x		4		4
67	A, B	8	390-2B		x		3		3
67	A, S	8	390-4B		x		3or4		3or4
68/71	A, B, F, S	8	390		x		3		3
67	B, F	8	390-4B		x		3		3
68/71	B, F	8	427, 428 CJ, 429 CJ		x		5		5
70/71	A, B, S	8	428 P/C, 429	x	x		4		4
70/71	A, B, F	8	351, 400, 429-4B		x		3		3
71	A	8	400, 429	x			4		4
71	A	8	429 P/C	x			5		5
72	B, F	8	351		x		3		3
72	A, B, S	8	400, 429, 460		x		3		3
72	A Use w/#PJB	8	400, 429	x			3		3
72	A Use w/#PJC	8	429	x			4		4

7B164 PLATE - CLUTCH INTERNAL AND
EXTERNAL SPLINE - continued

YEAR	MODEL	ENGINE		QTY.		INTERNAL SPLINE PLATE		EXTERNAL SPLINE PLATE		
		CYL.	C.I.D.	FLEET, P/C & TAXI	PASS.	(FRICTION) - 7B164	Qty. Req'd	(STEEL) - 7B442	Qty. Req'd	
REVERSE CLUTCH										
66/67	A, B, F, S	8	390		x	C6AZ 7B164-C	5	C6AZ 7B442-B	5	
66/67	A, S	8	428	x	x		6	(18 spline)	5	
36/67	A	8	390	x			6		5	
68/69	A, B, F, S	8	390,		x		▲4		▲4	
68/69	A, S	8	429-2B 428, 429-4B		x		▲5		▲5	
68/69	A	8	390,428	x			◆6		◆6	
68/69	B, F	8	427, 428 CJ, 429 CJ		x		◆6		◆6	
70	A, B, F	8	390,428 P/C,429 -4B	x			6		6	
70	A, B, S	8	429-4B		x		5		5	
70	B, F	8	428 CJ, 429 CJ		x		6		6	
70/71	A, B, F	8	351,390, 400,429 -2B		x		4		4	
71	A	8	390,400	x			5		5	
71	A, B, F, S	8	429-4B, 429 P/C, 429 CJ	x	x		5		5	
72	A	8	400, 429 P/C		x		5		5	
72	B, F	8	351		x		4		4	
72	A, B, S	8	400,429, 460		x		4		4	

YEAR	MODEL	ENGINE		QTY.		PART NUMBER	PART NAME and DESCRIPTION
		CYL.	C.I.D.	FLEET, P/C & TAXI	PASS.		
66/	A, B, F, S	8	All				Snap ring-clutch plate retaining-selective fit-forward & direct clutch
				AR	AR	377437-S(QQ98H)	.058" thick
				AR	AR	377126-S(QQ95)	.067" thick
				AR	AR	377127-S(QQ96)	.076" thick
				AR	AR	377128-S(QQ97)	.085" thick
				AR	AR	377444-S(QQ98B)	.094" thick
				1	1	377134-S(QQ99)	Reverse clutch-non selective-.076" thick

▲ Use with C8MY 7B066-A 9/16" thick reverse clutch pressure plate

Identification marking

◆ Use with C6AZ 7B066-C 7/16" thick reverse clutch pressure plate

YEAR	MODEL	ENGINE		QTY.		PART NUMBER	PART NAME and DESCRIPTION
		CYL.	C.I.D.	FLEET, P/C & TAXI	PASS.		
66/	A, B, F, S	8	All	1	1	C9AZ 7D164-A	HUB - OUTPUT SHAFT - 74 helical teeth-34 spline -1' or 1/4' collar acceptable
				1	1	377137-SQQ16E	Ring-1 1/2" dia. (hub to output shaft)
						7A166	WASHER - PLANET CARRIER THRUST
66/	A, B, F, S	8	All	1	1	C6AZ 7A166-A	Used as forward planet carrier
66/71	A, B, F, S	8	390,		2		Used as reverse planet carrier front & rear- #6 tabs
71	A	8	429-2B		2		
71/	B, F	8	400		2		
72	A, B, S	8	351		2		
		8	400,429	2	2		Use w/ #PJA, PJB
66/71	A	8	390	2	2	C6SZ 7A166-A	Used as reverse planet carrier front & rear- #4 tabs
66/71	A, B, F, S	8	428,429,	2	2		
			429-4B,				
			429CJ				
71	A	8	400,429	2	2		
72	A, B, S	8	429,460	2	2		Use w/#PJC, PJD
66/	A, B, F, S	8	All	5	5	C6AZ 7D167-A	BOLT - OVERRUNNING CLUTCH TO CASE - 5/16"-24 x 2" hx.hd.
						7D171	RACE - OVERRUNNING CLUTCH - INNER
66/67	A, B, F, S	8	All	1	1	C9AZ 7D171-A	
68	A, B, F, S	8	All exc.	1	1		
			P/C&CJ				
68	A	8	428P/C	1	1		Use w/all exc. #PGB-AJ model
69	A, S	8	390,429	1	1		
69	B, F	8	390GT	1	1		Use w/#PGA-V, W, Y models
70/	A, B, F, S	8	All	1	1		
68/69	B, F	8	428 CJ	1	1	C8OZ 7D171-A	
68	A	8	428 P/C	1	1		Use w/#PGB-AJ
69	A	8	428 P/C	1	1		Use w/# PGB-F2 model only
69	B, F	8	390 GT	1	1		Use w/#PGA-AC, AD, AE models only
66/	A, B, F, S	8	All	1	1	C6AZ 7A178-A	SCREW - REVERSE BAND ADJUSTING - 9/16"-12 x 3 7/16"-5/16" square head
66/	A, B, F, S	8	All	1	1	375185-S100 (MM295N)	Nut & washer-9/16"-12 (screw to case)-sealing side has polyvinyl sealer
						7190	ROLLER - CONVERTER STATOR CLUTCH - Refer to Group 7A813
68/	A, B, F, S	8	All	1	1	C8AZ 7A190-A	RETAINER - GOVERNOR PRIMARY SPRING
66/	A, B, F, S	8	All	1	1	C6AZ 7A191-B	GASKET - OIL PAN TO CASE
66/	A, B, F, S	8	All	1	1	C6AZ 7A194-A	PAN ASSY. - OIL
				17	17	378782-S (BB543D)	Bolt-5/16"-18 x 9/16" (pan to case)
66/	A, B, F, S	8	All	1	1	C7AZ 7E206-A	RETAINER - INTERMEDIATE BAND SERVO LEVER
72	A, B-California only	8	400	1	1	D2AZ 7D217-A	GOVERNOR and CONTROL KIT - REPAIR
	Consists of						
	(1) D1OZ 7D028-A		Spring				* (1) C8TP 7E228-A Plug
	* (1) C8VP 7D217-A		Spring				* (1) C8VP 7A286-A Spring
							(1) Tech letter FT-551
66/	A, B, F, S	8	All	1	1	C4AZ 7D218-B	RETAINER - GOVERNOR SECONDARY VALVE SPRING

Identification marking
May, 1975

* Not serviced loose

COPYRIGHT © 1975 -

FORD MOTOR
COMPANY

-DEARBORN, MICHIGAN

FINAL ISSUE

YEAR	MODEL	ENGINE		QTY.		PART NUMBER	PART NAME and DESCRIPTION
		CYL.	C.I.D.	FLEET, P/C & TAXI	PASS.		
67/	A, B, F, S	8	All	1	1	C7AZ 7D220-A	BODY - GOVERNOR OIL COLLECTOR - Also refer to Group 7C063
67/	A, B	8	All	1		7D227	SPACER - THROTTLE PRESSURE VALVE SECONDARY
66/	A, B, F, S	8	All		1	C4AZ 7D227-A	
66	A	8	All	1		C6AZ 7D227-A	
66	A	8	All	1	1	C6AZ 7A228-A	TUBE - OIL FILLER 17 13/16" long-3/4" dia.
67/68	A	8	All Exc.P/C	1	1	C7AZ 7A228-A	17 13/16" long-13/16" dia.
67/68	A	8	428P/C	1		C9AZ 7A228-D	
69/71	A	8	390,428	1	1	C9AZ 7A228-A	
69/70	A	8	429		1	C9AZ 7A228-A	
71	A	8	400	1	1	*D1AZ 7A228-A	#Silver-17 15/16" long-r/b D1AZ 7A228-B(4/74)
71	A	8	429	1	1	D1AZ 7A228-B	18 1/32" long
72	A	8	429P/C	1			Use w/ #PJC
72	A	8	400	1	1	D2AZ 7A228-A	
72	A	8	429		1		
72	A	8	429	1			Use w/ #PJB
66/69	B	8	All		1	C9OZ 7A228-A	
69	B	8	All		1	C9OZ 7A228-C	#Yellow
70/71	B	8	429	1	1	D0OZ 7A228-D	
71	B	8	351		1	D1OZ 7A228-A	18 1/64" long
72	B	8	351		1	D2OZ 7A228-D	17 15/16" long
72	B	8	400,429	1	1	D2OZ 7A228-C	17 15/16" long
67/69	F	8	All		1	C8ZZ 7A228-A	
70	F	8	428		1	D0ZZ 7A228-A	
71/	F	8	351,429		1	D1ZZ 7A228-A	#Yellow-18 3/64" long
66	S	8	All		1	*C6SZ 7A228-A	Not replaced
67	S	8	All		1	C7SZ 7A228-A	
68/69	S	8	390, 429-2B		1	C8SZ 7A228-B	
68/69	S	8	429-4B		1	C8SZ 7A228-A	Use w/#PGB-J, J1 only
69	S	8	429-4B		1	C9SZ 7A228-A	Use w/#PGB-AL
70/71	S	8	All		1		
72	S	8	All		1	D2OZ 7A228-C	17 15/16" long
66/	A, B, F, S	8	All	1	1	87034-S94(T1A)	Seal-"O" ring (tube to case)
66/	A, B, F, S	8	All	1	1	C6AZ 7C232-A	SLEEVE - OIL DISTRIBUTOR
				4	4	20386-S8(B53)	Bolt-5/16"-18 x 1" (sleeve to case)
66/	A, B, F, S	8	All	1	1	C6AZ 7A233-B	GEAR - OUTPUT SHAFT PARKING
66/	A, B, F, S	8	All	1	1	C6AZ 7D234-A	BEARING - SUN GEAR THRUST - (used as forward planet thrust brg.)-2 1/16" O.D.- 1 3/8" I.D.-includes 42 rollers
66/	A, B, F, S	8	All	1	1	C6AZ 7D235-A	RACE - SUN GEAR THRUST BEARING - (used as forward planet thrust bearing rear race)- 2" O.D.-1 7/16" I.D.
66/	A, B, F, S	8	All	1	1	C6AZ 7D236-A	RACE - SUN GEAR THRUST BEARING - (used as forward planet thrust bearing front race)- 2 1/8" O.D.-1 7/16" I.D.

Identification Marking

YEAR	MODEL	ENGINE		QTY.		PART NUMBER	PART NAME and DESCRIPTION
		CYL.	C.I.D.	FLEET, P/C & TAXI	PASS.		
						7A246	Refer to Group 7034
						7A248	SEAL - FRONT OIL PUMP
66/	A, B, F, S	8	All	1	1	C6AZ 7A248-A	Large-10 5/16" O.D. -9 1/2" I.D.
				1	1	C2AZ 7A248-A	Small-2 3/4" O.D. -2" I.D.
						7A256	LEVER ASSY. - MANUAL CONTROL
66	A-column shift	8	All	1	1	C6AZ 7A256-A	
	A-floor shift	8	All		1	C6AZ 7A256-B	
67/68	A-column shift	8	All	1	1	C7AZ 7A256-B	
	A-floor shift	8	All		1	C6OZ 7A256-B	
69	A-floor shift	8	All		1	C9AZ 7A256-A	
	A-column shift	8	All	1	1	C9AZ 7A256-D	
70/71	A-column shift	8	All	1	1	D0AZ 7A256-C	
	A-floor shift	8	All		1	D0AZ 7A256-E	
72	A-column shift	8	All	1	1	D2AZ 7A256-A	
66	B-column shift	8	All		1	C6OZ 7A256-A	
67	B-column shift	8	All		1	C7OZ 7A256-B	
68/69	B-column shift	8	All		1	C8OZ 7A256-B	
66/69	B-floor shift	8	All		1	C6OZ 7A256-B	
70/71	B-column shift	8	All	1	1	D0OZ 7A256-C	
	B-floor shift	8	All		1	D0OZ 7A256-F	
72	B-floor shift	8	All		1	D2OZ 7A256-A	
	B-column shift	8	All		1	D2SZ 7A256-A	
66/69	F	8	All		1	C6OZ 7A256-B	
70/71	F	8	All		1	D0ZZ 7A256-D	
72	F	8	All		1	D2ZZ 7A256-A	
66	S	8	All		1	C6SZ 7A256-A	
67/69	S	8	All		1	C7AZ 7A256-B	
70/71	S	8	All		1	D0SZ 7A256-A	
72	S	8	All		1	D2SZ 7A256-B	
66/	A, B, F, S	8	All	1	1	C6AZ 7D256-B	RING - FORWARD CLUTCH PISTON SPRING
66/	A, B, F, S	8	All	1	1	C6AZ 7B258-A	BUSHING - FRONT OIL PUMP
						7A261	SPRING - MANUAL CONTROL VALVE DETENT LEVER
66/71	A, B, F, S	8	All	1	1	C4AZ 7A261-A	3/4" free length-10 coils-5/16" O.D.
72	A, B, F, S	8	All	1	1	D2AZ 7A261-A	
66/71	A, B, F, S	8	All	1	1	354262-S(NN87)	Pin-3/32" x 3/4" (retain spring in valve body)
72	A, B, F, S	8	All	1	1	376562-S (BB541A)	Bolt and washer assy.-1/4"-20 x 1/2" hex. head
						7D261	LEVER ASSY. - DOWNSHIFT DETENT INNER
66/69	A, B, F, S	8	All	1	1	C6AZ 7D261-A	
70/	A, B, F, S	8	All	1	1	D0AZ 7D261-B	
66/	A, B, F, S	8	All	1	1	33798-S8(M62)	Nut-5/16"-24 (lever to 7A394)
				1	1	34806-S7(X64)	Lockwasher-5/16"
66/68	A, B, F, S	8	All	1	1	378261-S(PP58B)	Cup-7/32" (to plug check ball hole)

YEAR	MODEL	ENGINE		QTY.		PART NUMBER	PART NAME and DESCRIPTION
		CYL.	C.I.D.	FLEET, P/C & TAXI	PASS.		
						7A262	PISTON - FORWARD CLUTCH
66/	A, B, F, S	8	All	1	1	C6AZ 7A262-A	Forward clutch
		8	All	1	1	C9AZ 7A262-B	Direct drive clutch
						7D273	CONNECTOR - OIL COOLER TUBE
69	A, B, F, S "Before 11/15/68"	8	All	AR	AR	C9AZ 7D273-B	1/4"-18 male x 1/2"-28 female thread-7/8" long straight connector
66/68	A, B	8	All	1	1		
67/68	S "From 2/1/67"	8	All		1		
72	B	8	351-2B	2	2		Use w/ #PGA-AW, AY
69/	A, F, S "From 11/15/68"	8	All	AR	AR	C3AZ 7D273-A	1/8"-27 x 7/16" male x 1/2"-20 x 5/16" female thread, 13/16" long straight connector
69/	B	8	All exc. 351-2B	AR	AR		
67/69	F	8	All		AR	C9ZZ 7D273-B	1/4"-18 male x 1/2"-20 female thread-90° elbow connector
70/	F	8	All		AR	C9ZZ 7D273-A	1/2"-20 x 5/16" female & 1/8"-27 x 9/16" male thread-90° elbow-includes lock nut
66/67	S "Before 2/1/67"	8	All		1	C6AZ 7D273-B	90° elbow-3/8" I.D.-18 & 1/4" I.D.-18-includes "O" ring
66/	A, B, F, S	8	All	1	1	352790-S(MM41A)	Nut-1/4"-18 (connector to tube)
				1	1	377159-S(KK48A)	Seal-"O" ring -15/32" I. D.
				1	1	380892-S(KK43B)	Seal-"O" ring-11/32" I. D.
						7326	Refer to Group 7C389
						7330	Refer to Group 7D021
						7341	INSULATOR - GEAR SHIFT ARM
70	A(column shift)	8	390	1	1	C7SZ 7341-A	
		8	428P/C	1			
		8	429-2B	1	1		
		8	429-4B	1	1		
	B(column shift)	8	429-4B	1	1		
		8	429-CJ		1		
	S(column shift)	8	429		1		
71	A, B, S(column shift)	8	All	1	1		
72	A, B(column shift)	8	All	1	1		
72	S	8	All		1	D2SZ 7341-A	
						7A360	CYLINDER - FORWARD CLUTCH
69/	A	8	429-2B		1	C9AZ 7A360-A	# no groove on large O.D.-on large I.D. the distance for clutch pack between the inner & outer snap ring groove is 1 1/8"
66/71	A, B, F, S	8	390		1		
71	A	8	400		1		
71	B, F	8	351		1		
72	B, F	8	351		1		
72	A, B	8	400,429		1		

Identification marking

YEAR	MODEL	ENGINE		QTY.		PART NUMBER	PART NAME and DESCRIPTION
		CYL.	C.I.D.	FLEET, P/C & TAXI	PASS.		
						7A360	CYLINDER - FORWARD CLUTCH - continued
66/69	A, B, F, S	8	427,428		1	C9SZ 7A360-A	#one groove on large O.D.-on large I.D. the distance for clutch plate pack between the inner & outer snap ring groove is 1 1/4"
66/69	A	8	All	1			
69/70	A	8	390	1			
		8	428P/C	1			
		8	429-4B	1	1		
		8	428,429	1	1		
71	B, F, S	8	390	1			
	A	8	400	1			
		8	429-4B	1	1		
		8	429		1		
71/	B, F	8	351		1	★D2AZ 7A360-A	# two grooves 3/32" wide on large O.D.-28 teeth in 30 tooth blank on internal spline (for input shaft)- use with D2AZ 7017-A only
71/	A, B, S	8	400,429, 460		1	r/b D5AZ 7A360-A(L/75)	
72	A	8	400,429	1			Use w/#PJB
71/	A	8	400,429	1		D2AZ 7A360-B	# no groove on large O.D.-30 tooth blank on internal spline (for input shaft)- use with D2AZ 7017-A only Use w/#PJC
72	A, B	8	429	1			
66/	A, B, F, S	8	All	1	1	C6AZ 7B368-A	WASHER - OUTPUT SHAFT THRUST - REAR- 1 3/4" I.D. x 3 1/4" O.D.
						7A377	DIAPHRAGM ASSY.- VACUUM THROTTLE VALVE
66/72	A, B, F	8	All	1	1	C4AZ 7A377-B	(TM-2)
69/72	S	8	All		1		
66/68	S	8	All		1	◆C6AZ 7A377-A	(TM-3)
72	A, B, F, S	8	All	1	1	D3TZ 7A377-A	Push in type-includes (1) 7A380 rod
72	A, B, F, S	8	All	1	1	87031-S91	"O" ring-use with push in type
68	◆A, F, S	8	All		1	TP-10	Use w/#PGA-A2, B3, C2, J2, K3, M2, P2, R2, S; PGB-A, AF, AG, AH, B2, F1, G1, H1, W, Y, Z
68/69	◆B	8	All		1		Use w/#PGB-J
68	◆S	8	All		1	◆TP-11	
66/	A, B, F, S	8	All	1	1	C4AZ 7A380-A	ROD - THROTTLE CONTROL VALVE - 1 11/16" long-1/8" dia.
						7E387	SCREEN - MAIN CONTROL PUMP INLET
70/	A, B, F, S	8	All	1	1	D0AZ 7E387-A	
						7C389	ROD - GEAR SELECTOR VALVE
66	A, B, F, S	8	All exc. GT	1	1	★C6AZ 7C389-A	
67	A, B, F, S	8	All	1	1	C6OZ 7326-P	
68/71	A, B, F, S	8	All	1	1	C9AZ 7326-F	
66	B	8	390(GT)		1		
72	A, B, F, S	8	All	1	1	D2AZ 7326-A	5 13/16" long
						7D392	GEAR - FORWARD RING
66/67	A, B, F, S	8	All	1	1	★C6AZ 7D392-A	57 spline teeth-r/b D2AZ 7B164-A & C7AZ 7D392-A
67/	A, B, F, S	8	All	1	1	▲C7AZ 7D392-A	96 spline teeth
66/	A, B, F, S	8	All	1	1	377132-S (QQ94A)	Ring-4 21/32" dia.(to retain gear in hub)
						7A394	LEVER ASSY. - DOWNSHIFT CONTROL
66/69	A	8	All	1	1	C6AZ 7A394-B	
70/	A	8	All	1	1	D0AZ 7A394-A	
66/69	B	8	All		1	C6OZ 7A394-A	
70/	B	8	All	1	1	D0OZ 7A394-B	
67/68	F	8	All		1	C4DZ 7A394-A	
69	F	8	All		1	C6AZ 7A394-B	
70/71	F	8	All		1	D0OZ 7A394-B	
72	F	8	351CJ		1		
72	F	8	351-2B		1	D2ZZ 7A394-A	
66	S	8	All		1	C6SZ 7A394-A	
67/69	S	8	All		1	C6AZ 7A394-B	
70/	S	8	All		1	D0AZ 7A394-A	
66/	A, B, F, S	8	All	1	1	★C6AZ 7A398-B r/b D5AZ 7A398-A(1/75)	PLANET ASSY. - FORWARD

◆ Canada only # Identification marking ▲ Also requires D2AZ 7B164-A when used to replace C6AZ 7D392-A
◆ Use as service fix for vehicles in high altitude area only after 1968

May, 1975

COPYRIGHT © 1975 -

FORD MOTOR
COMPANY

- DEARBORN, MICHIGAN

FINAL ISSUE

YEAR	MODEL	ENGINE		QTY.		PART NUMBER	PART NAME and DESCRIPTION
		CYL.	C.I.D.	FLEET, P/C & TAXI	PASS.		
66/	A, B, F, S	8	All	1	1	C6AZ 7D402-A	PISTON - REVERSE CLUTCH
66/	A, B, F, S	8	All	1	1	C8AZ 7D403-A	SEAL - REVERSE CLUTCH PISTON - OUTER - 6 3/8" I.D. x 6 7/8" O.D.
						7D404	SEAL - REVERSE CLUTCH PISTON - INNER
66/67	A, B, F, S	8	All	1	1	C6AZ 7D404-A	3 1/2" O.D. - 3 3/16" I.D.
68/	A, B, F, S	8	All	1	1	C7AZ 7D404-A	3 1/2" O.D. - 3 3/16" I.D.
66/	A, B, F, S	8	All	24	24	C6AZ 7D405-A	SPRING - REVERSE CLUTCH PISTON RETURN - 1 1/8" free length-12 coils
66/	A, B, F, S	8	All	1	1	C6AZ 7D406-A	RETAINER - REVERSE CLUTCH SPRING
				1	1	377133-S (QQ31B)	Ring-3 3/8" dia. (retainer to piston)
						7D411	ROD - PARKING PAWL ACTUATING
66/71	A, B, F, S	8	All	1	1	C6AZ 7D411-A	
72	A, B, F, S	8	All	1	1	D2AZ 7D411-A	
				1	1	380505-S(QQ14B)	Ring-5/16" dia. (rod to 7A115 lever)
						7D414	PLATE ASSY. - PARKING ROD SUPPORT
68/69	A, B, F, S "Before 6/15/69"	8	All	1	1	C8AZ 7D414-A	
69/	A, B, F, S "From 6/15/69"	8	All	1	1	C9AZ 7D414-A	Includes 1- C9AZ 7D417-A spring
						7D417	SPRING - PARKING PLATE TORSION
66/69	A, B, F, S "Before 6/15/69"	8	All	1	1	C6AZ 7D417-A	
69/	A, B, F, S "From 6/15/69"	8	All	1	1	C9AZ 7D417-A	
66/	A, B, F, S	8	All	1	1	C6AZ 7D418-A	SHAFT - PARKING PLATE
				1	1	EAA 6572-A	Plug-parking plate shaft
66/	A, B, F, S	8	All	1	1	C6AZ 7D419-A	PLATE - PARKING ROD GUIDE
				2	2	20326-S7(B49)	Bolt-5/16"-18 x 5/8" (plate to case)
						7D422	WASHER - OUTPUT SHAFT HUB THRUST
66/69	A, B, F, S	8	All	1	1	C6AZ 7D422-B	
70/	A, B, F, S	8	All	1	1	C9AZ 7D422-A	
						7B426-A	GASKET - THROTTLE VALVE DIAPHRAGM
66/	A, B, F, S	8	All	1	1	C1AP 7B426-A	Use with threaded diaphragm
72	A, B, F, S	8	All	1	1	D2AZ 7B426-A	Use with push-in diaphragm
						7D430	Refer to Group 7D029
66/	A, B, F, S	8	All	1	1	C6AZ 7D433-A	SHAFT - INTERMEDIATE BAND ACTUATING LEVER
66/	A, B, F, S	8	All	1	1	D1AZ 7A441-A	PAWL - PARKING
						7B442	Refer to Group 7B164

YEAR	MODEL	ENGINE		QTY.		PART NUMBER	PART NAME and DESCRIPTION	
		CYL.	C.I.D.	FLEET, P/C & TAXI	PASS.			
						7B488	SPRING - DIRECT DRIVE CLUTCH PISTON	
66/71	A, S	"Before 9/13/70"	8	All		18	C6AZ 7B488-B	Approx. 1 1/4" free length-15 coils
66/71	A	"Before 9/13/70"	8	390	18			
66/67	A	"Before 4/1/67"	8	428 P/C	18			
66/69	B, F		8	390(exc. GT)	18			
66/67	B, F	"Before 4/1/67"	8	390(GT)	18			
70	B		8	429 exc. CJ	18			
71	A	"Before 9/13/70"	8	400	18			
71	A	"Before 9/13/70"	8	429	18			Use w/#PJB-F
71	B		8	351	18			
71	F		8	351	18			Use w/#PGA-AH,AU
71	A,S	"From 9/13/70"	8	390,400, 429 exc. P/C	12	12	*D1AZ 7B488-A	Approx. 1 21/64" free length-14 coils-#Green - r/b C7ZZ 7B488-A(3/74)
67/70	A	"From 4/1/67"	8	428 P/C	18		C7ZZ 7B488-A	Approx. 1 7/16" free length-15 coils
67/69	B, F	"From 4/1/67"	8	390(GT)	18			
67/70	B, F	"From 4/1/67"	8	427, 428CJ, 429CJ	18			
71	A		8	429 P/C	18			Use w/#PJC-H
71	B		8	429CJ	18			
71	F		8	429	18			
71	F		8	351	10			Use w/#PGA-AV
72	B, F		8	351CJ	18			
72	F		8	351-2B	10			
72	A		8	429 P/C	18			Use w/ #PGC
72	A		8	429	10			
72	A		8	400,428	10			Use w/ #PJB
72	B, S		8	400,429, 460	10			
72	B		8	351-2B	10	10		Use w/ #PGA-AW,AY
							7B498	SEAL - MANUAL CONTROL LEVER - OIL
66/	A, B, F, S		8	All	1	1	C7AZ 7B498-A	
66/	A, B, F, S		8	All	1	1	C6AZ 7A527-A	RETAINER - DIRECT DRIVE CLUTCH PISTON RING
					1	1	377136-S(QQ92B)	Ring-3 1/2" dia. (retainer to piston)
							7A548	SEAL - CLUTCH PISTON - OIL OUTER
66/	A, B, F, S		8	All	1	1	C6AZ 7A548-A	5 7/8" O.D.-.080" thick-used on forward clutch piston
66/	A, B, F, S		8	All	1	1	C8AZ 7A548-C	5 7/8" O.D.-.097" thick-used on direct drive clutch piston
							7A813	ROLLER - CONVERTER STATOR CLUTCH
66/	A, B, F, S		8	All	8	8	*C4AZ 7190-B	
66/	A, B, F, S		8	All	8	8	*B9AZ 7A814-A	SPRING CONVERTER STATOR CLUTCH
							7902	CONVERTER ASSY.
66	A, S		8	428	1	1	C8OZ 7902-A	#28, #29, #52, #53-also requires C6AZ 6375-B C8OZ 7902-A converter and C6AZ 6375-B flywheel assy.
67	A, S		8	428	1	1	C7AZ 7902-D	#38, #42, #51, #52

• Reconditioners only
May, 1975

Identification marking
COPYRIGHT © 1975 — FORD MOTOR COMPANY — DEARBORN, MICHIGAN

FINAL ISSUE

YEAR	MODEL	ENGINE		QTY.		PART NUMBER	PART NAME and DESCRIPTION
		CYL.	C.I.D.	FLEET, P/C & TAXI	PASS.		
						7902	CONVERTER ASSY. - continued
66/70	A, B, F, S	8	All	1	1	C8OZ 7902-A	#26, #31, #37, #43, #44, #45, #46, #50, #53, #55, #58, #59, #63, #66, #62
71	A, B, F, S	8	All exc. 351.400	1	1		
71/ 71/	A B, F	8 8	400 351 exc. CJ	1 1	1	D1AZ 7902-A	#64, #65, #70
72	A, B, S	8	400, 429, 460	1	1		
71/72	B, F "Before 5/25/72"	8	351CJ		1	★D1ZZ 7902-A	#67, #69-8 stud - replaced by D2OZ 7902-A-4 stud- (1-73)
72	B, F "From 5/25/72"	8	351CJ		1	D2OZ 7902-A	#67, #69, #CB
66/	A, B, F, S	8	All	1	1	87837-S(P15)	Plug-1/4"-18 (converter drain plug)
66/67	A, B, F, S	8	All	1	1	●C5AZ 7915-A	HUB - CONVERTER IMPELLER
66/	A, B, F, S	8	All	1	1	C2AZ 7932-B	STATOR ASSY. - CONVERTER
66/68	A, B, F, S	8	All	AR	AR	●C6AZ 7937-D	WASHER - TURBINE TO COVER FRONT THRUST- 1 5/16" I.D.-2 3/4" O.D.-.090" thick-#yellow
						7937	WASHER - CONVERTER STATOR FRONT AND REAR THRUST
66/67	A, B, F, S	8	All	AR	AR	C5AZ 7937-D	#C5AP 7937-B
				AR	AR	C5AZ 7937-E	#C5AP 7937-A or #C7AP 7937-A
67	A, S	8	428	1	1	●C6AZ 7937-GMR	3 25/32" O.D.-2" I.D.-17/32" wide-aluminum
68	A, B, F, S	8	All exc. CJ	2	2	●C7DZ 7937-A	#C7DP 7937-A
68	B, F	8	428 CJ		2	●C7DZ 7937-B	#C8OP 7937-A
69	A, B, F, S	8	All		1		
70/	A, B, F, S	8	All	1	1	●C6AZ 7937-AMR	2 25/32" O.D.-1 5/16" I.D.-.062" wide-#green
						●C6AZ 7937-BMR	-.070" wide-#natural
						●C6AZ 7937-CMR	-.079" wide-#red
						●C6AZ 7937-DMR	-.087" wide-#yellow
						●C6AZ 7937-EMR	-.096" wide-#blue
71	F	8	351		1	C5AZ 7937-E	#C5AP 7937-A or #C7AP 7937-A
72	A	8	400, 429	2			
72	A	8	400, 429	1		C7AZ 7937-AMR	
66/	A, B, F, S	8	All	2	2	● 1P 7945-A	SNAP RING - CONVERTER STATOR CLUTCH RETAINING
66/71	A, B, F, S	8	390	1	1	●C2AZ 7947-C	RACE - CONVERTER STATOR CLUTCH - OUTER
70/ 71/ 71/ 72	A A F A	8 8 8 8	429-2B 400 351 400, 429	1 1 1 1			
66/	A, B, F, S	8	All	AR	AR	● PAR 7955-E	WEIGHT - CONVERTER COVER BALANCE
68	A, B, F, S	8	All	4	4	●C3AZ 7964 B	STUD - CONVERTER DRIVE
						7986	COVER - CONVERTER HOUSING
66/70 66/70	A, S B, F	8 8	390, 428 All	1 1	1	C6AZ 7986-A	
				AR	AR	42789-S8(U10)	Screw & washer assy.-5/16"-18 x 3/4"
68/	A, B, S	8	400, 429, 460		1	C8SZ 7986-A	
71 72	F A, B	8 8	429 400, 429		1		
71/	B, F	8	351		1	D1OZ 7986-A	
						AR 55081-S2(U254E)	Screw-1/4" -14 x 1/2"
66/	A, B, F, S	8	All	1	1	1P 77265-B	SEAL - THROTTLE CONTROL LEVER OIL - OUTER

Identification marking

● Reconditioners only

YEAR	MODEL	ENGINE		QUANTITY			PART NUMBER	PART NAME and DESCRIPTION
		CYL.	C.I.D.	C/M	C4	C6		
7007 PLATE ASSY. - ENGINE REAR - Also refer to Group 6366								
65/	A	6&8	240,289, 302,351	1	1		D2TZ 7007-A	Includes (1) 37952-S Plug
69	B, F	8	351	1				
70/71	B, F	8	351W	1	1			
69	F(economy)	6	250		1			
72	F (exc. Calif.)	8	302	1	1			
72	F-Calif. only	8	351	1	1			
72	B, F	8	351	1	1	1		
65	F	8	260		1		C2OZ 7007-B	
65/70	A, B, F, S	8	352,390, 42B	1		1	C3AZ 7007-F	
65/	B, F, P, X	6	170,200		1		C3DZ 7007-B	
72	B, P	6&8	250,302	1	1		D2OZ 7007-A	
72	F	6	250		1			
72	F-Calif. only	8	302	1	1			
72	F (exc. Calif.)	8	351	1	1			
72	L	4	122		1			
70/71	B, F	8	351C	1	1	1	*D0AZ 7007-B	#DOAE 6A373-B-r/b D2TZ 7007-A(10/74)
71/	A, B, F, S	8	400,429			1	D1AZ 7007-A	
68/70	S	8	429			1		
71/	L	4	122		1		D1FZ 7007-C	Includes (1) D1FZ 7986-A cover, (2) 40904-S2 self-tapping hex. head screws
65/71	B, F, P, X	6&8	250,289, 302		1		D0OZ 7007-A	
71/	L	4	122		1		380209-S (BB545H)	Bolt-3/8"-16 x 1 9/16" hex.washer hd.- (plate to flywheel housing)
7C008 CLIP - TRANSMISSION OIL TUBE - IMPROVISE								
7K022 BUSHING - TRANSMISSION GEAR SHIFT LEVER								
72	B, S	6&8	All		1	1	D2OZ 7K022-A	3/8" long, 37/64" flange dia.- 5/16" I.D. x 3/8" O.D.
7A024 ROD - COLUMN SHIFT SELECTOR BELLCRANK LEVER TO TRANSMISSION								
- A -								
59	A	6&8	240,302, 351	1			C9AZ 7A024-B	6" o/all length-#Neutral
35/66	A	8	352	1			C5AZ 7A024-C	8 9/16" o/all length-#Green
66	A	8	289	1				Use w/ MX model trans.
37/68	A	8	390	1			C7AZ 7A024-H	Use w/ MX model trans.-8 7/8" o/all length-#Blue
39	A	8	390	1			C9AZ 7A024-C	Use w/ FMX model trans.-6 1/2" o/all length-#Blue
70/71	A	6&8	All	1			D0AZ 7A024-B	6 1/2" o/all length
72	A	6&8	All	1			D0AZ 7A024-C	6 15/32" o/all length - # green
35/66	A	6&8	All		1		C5AZ 7A024-A	7 15/16" o/all length-#Neutral
67/68	A	6&8	All		1		C7AZ 7A024-F	7 15/16" o/all length-#Neutral
59	A	6&8	All		1		C9AZ 7A024-A	6" o/all length-#Red
70/	A	6&8	All		1		D0AZ 7A024-A	6" o/all length-#Yellow
66	A	8	All			1	C6AZ 7A024-A	8 3/4" o/all length-#Yellow
67/68	A	8	All			1	C7AZ 7A024-J	8 3/4" o/all length-#Yellow
69/71	A	8	All			1	C9AZ 7A024-B	6" o/all length-#Neutral
72	A	8	All			1	D2AZ 7A024-A	5 7/8" o/all length
- B -								
69	B	8	All	1			C9OZ 7A024-A	13 1/4" o/all length-#C9OA 7A024-A
70/	B	8	351	1	1		D0OZ 7A024-D	12 3/4" o/all length-#D0OA 7A024-D
68/69	B	8	All			1	C8OZ 7A024-A	13 1/4" o/all length-#Yellow
70/	B	8	All			1	D0OZ 7A024-B	13" o/all length-#D0OA 7A024-B
67	B	6&8	All		1		C7OZ 7A024-A	13" o/all length
68	B	6&8	All		1		C8OZ 7A024-B	13 1/2" o/all length-#Red
69	B	6&8	All		1		C9OZ 7A024-B	13 7/8" o/all length-#C9OA 7A024-B
70/	B	6&8	250,302		1		D0OZ 7A024-A	12 1/2" o/all length-#D0OA 7A024-A

Identification marking
May, 1975

COPYRIGHT © 1975 —

FORD MOTOR
COMPANY

— DEARBORN, MICHIGAN

FINAL ISSUE

YEAR	MODEL	ENGINE		QUANTITY			PART NUMBER	PART NAME and DESCRIPTION	
		CYL.	C.I.D.	C/M	C4	C6			
7A024 ROD - COLUMN SHIFT SELECTOR BELLCRANK LEVER TO TRANSMISSION - continued									
- P -									
70/	P	6	170,200		1		D0DZ 7A024-A	13 1/4" o/all length	
70/	P	6&8	250,302		1		D0DZ 7A024-C	13 1/4" long	
- S -									
65/66	S	8	All		1		C5SZ 7A024-A	12" o/all length	
67/68	S	8	All			1	C7SZ 7A024-A	10 1/2" long	
69	S	8	All			1	C7SZ 7A024-B	10 1/4" long	
70/	S	8	All			1	D0SZ 7A024-A	11" o/all length-#D0SA 7A024-A	
- X -									
67	X	6&8	All		1		C7OZ 7A024-A	13" o/all length	
68	X	6&8	All		1		C8OZ 7A024-B	13 1/2" o/all length-#RED	
69	X	6&8	All		1		C9OZ 7A024-B	13 7/8" o/all length-#C9OA 7A024-B	
65/66	A,B,X	6&8	All	2	2	2	351341-S(XX351)	Washer-spring-5/16" dia. (rod to bellcrank and trans. lever)	
				AR	AR	AR	44722-S(X19)	Washer-flat-5/16" dia.	
				AR	AR	AR	72034-S(N45)	Cotter pin-3/32"	
65/67	S	8	All	AR		AR	354299-S2 (MM156)	Nut-5/16"-24 x 5/16" (rod to bellcrank or 7B415 stud)	
68	B,S	8	All		AR	AR	382384-S4 (MM169U)	Nut-5/16"-24 x 3/8" (rod to bellcrank or 7B415 stud)	
69/	A,B,S,P,X	6&8	All	1	1	1	383098-S (MM173TC)	Nut & washer-5/16"-18 (rod to 7B415 stud)	
7A026 STUD - COLUMN SHIFT SELECTOR BELLCRANK MOUNTING TO ENGINE									
67	B,X	8	All		1		C7OZ 7A026-A	2 1/4" long	
68/71	B	6	All		1		C8OZ 7A026-A	3 1/2" long	
68/70	X	6	All		1				
70/	P	6	All		1				
68/71	B	8	289,302		1		C8OZ 7A026-B	2 1/4" long	
68/70	X	8	289,302		1				
71/	P	8	302		1				
7A030-7A031 TUBE - TRANSMISSION OIL COOLER INLET and OUTLET									
65/	A,B,F,L,P,X	6&8	All		AR	AR	AR	*	Cut to required length from 8C 2269-A (5/16" dia.) bulk tubing and improvise shape to fit appropriate fittings
					AR	AR	AR	359279-S(II32)	Connector-oil cooler inlet or outlet 5/16" dia. -1/2"-20 & 1/8"-27 thread-1 5/32" long
					AR	AR	AR	376148-S(III191K)	5/16" dia. -1/8"-27 thread-1 3/8" long Connector-transmission inlet or outlet- Also refer to Parts Lists Section Group 7D273
					AR	AR	AR	359058-S(II77)	5/16" dia. -1/2"-20 female-1/8"-27 male thread-steel
					AR	AR	AR	359324-S8(II79)	5/16" dia. -1/4"-28 female-1/2"-20 male thread
					AR	AR	AR	87972-S(II13)	5/16" dia. -1/2"-20 female-1/8"-27 male thread-brass Fitting-transmission and cooler inlet or outlet tube
65/66	S	8	All		1			*C5SZ 7A030-B	Lower-straight-1 11/16" long-3/8" dia. tube with fitting-outlet only-not replaced
65/66	S	8	All		1			*C5VY 7A030-A	Upper-elbow shaped-4 1/2" long-3/8" dia. tube with connector at one end & 2 beads at the other -outlet only-not replaced
65/	A,B,F,L,P,X	6&8	All		AR	AR	AR	87944-S8(I22)	5/16"-20 x 1/2"
					AR	AR	AR	*359281-S(MM112)	5/16"-20 x 5/8"
					AR	AR	AR	C9OZ 8287-A	Clamp-37/64" dia.(Hose to connector)
					AR	AR	AR	370717-S100(GG86)	Clip (cooler tubes retaining)
					AR	AR	AR	20314-S8(B98)	Bolt-7/16"-14 x 1/2" (clip to engine block on frame)
					AR	AR	AR	372223-S38 (GG256A)	Clip-5/8" long I.D. (to hold tubes together)

• Use w/ 2344 clamps, 7B093 hose and improvise remainder length and shape from B7Q 2269-A bulk tubing & 87945-S fittings.

Identification marking

YEAR	MODEL	ENGINE		QUANTITY			PART NUMBER	PART NAME and DESCRIPTION
		CYL.	C.I.D.	C/M	C4	C6		
7A030-7A031 TUBE - TRANSMISSION OIL COOLER INLET and OUTLET - continued								
65/ 68/70	S B,F	8 8	All 428CJ	AR		AR	*	Cut to required length from B7Q 2269-A (3/8" dia.) bulk tubing and improvise shape to fit appropriate fittings
				AR		AR	375896-S(III76)	Fitting-3/8" dia. elbow-5/8"-18 female & 1/4"-18 male thread
				AR		AR	87525-S(II5A)	Fitting-3/8" dia. straight-5/8"-18 female & 1/4"-15 male thread
				AR		AR	87945-S8(I23)	Connector-3/8" dia. -5/8"-18 thread
71/	L	4	All		AR		N602568S51M (AB67)	Screw & washer assy.(clip to engine)
7F030 INSULATOR - TRANSMISSION CONTROL CABLE BRACKET								
72	B,S	6&8	All		1	1	1	D2OZ 7F030-A
7B033 - Refer to Group 7A213								
7B036 WIRING & SOCKET - TRANSMISSION SELECTOR INDICATOR								
71/	P	6&8	All			1		Refer to Group 15A808
7B037 LENS - TRANSMISSION COLUMN SHIFT SELECTOR DIAL - Also refer to Group 7A110								
68	A	6&8	All		1	1	1	C8AZ 7B037-B Fixed wheel
69	A	6&8	All		1	1	1	C9AZ 7B037-A
70	A	6&8	All		1	1	1	D0AZ 7B037-A
70/ 68/69	B,S B,X	6&8 6&8	All All			1	1	C8OZ 7B037-A Refer to Group 7E055
68/69	S	8	All				1	C8SZ 7B037-A
7E046 PLATE - TRANSMISSION COLUMN SHIFT SELECTOR BELLCRANK MOUNTING								
67/69	B,X	8	All			1	1	C7OZ 7E046-A
70/71	B	6&8	All		1	1	1	D0OZ 7E046-A
71/	P	8	All				1	D1DZ 7E046-B
7E048 INSULATOR - TRANSMISSION CONSOLE SHIFT SELECTOR BEZEL								
66/67	B,X	6&8	All			1	1	C6OZ 7E048-A
68/71	B	6&8	All			1	1	C8OZ 7E048-A
7B052 MASK - TRANSMISSION CONSOLE SHIFT SELECTOR INDICATOR DIAL								
68/71	A	6&8	All		1	1	1	C8AZ 7B052-A
66	B "Before 1/4/66"	6&8	All			1	1	C6OZ 7B052-A
66	X					1		
66/67	B "From 1/4/66"	6&8	All			1	1	★C6OZ 7B052-C
68/71	B	6&8	All			1	1	C8OZ 7B052-A
65	F (floor shift)- "Before 4/15/65"	6&8	All			1		★C5ZZ 7B052-C
65/67	F (floor shift)-"From 4/15/65 to 11/28/66"	6&8	All			1	1	C5ZZ 7B052-D
67/68	F (floor shift)- "From 11/28/66"	6&8	All			1	1	C5ZZ 7B052-E
69/ 71/ 72	F (floor or console shift) P B	6&8 6&8 6&8	All All All		1	1	1	C9ZZ 7B052-A Include (1) 382954-S2 set screw
71/	L	4	All				1	D1FZ 7B052-A Console shift
7B053 INDICATOR ASSY. - TRANSMISSION SHIFT SELECTOR - Also refer to Group 7A110								
68/71	A(console shift)	6&8	All		1	1	1	C8AZ 7B053-A
70	A(column shift)	6&8	All			1	1	D0AZ 7B053-A (a)
		6&8	All			1	1	52720-S8(U380) (a)
7E054 BOOT - TRANSMISSION COLUMN SHIFT SELECTOR INDICATOR								
68/69	A,S	6&8	All			1	1	C8AZ 7E054-A Use with tilt wheel only

YEAR	MODEL	ENGINE		QUANTITY			PART NUMBER	PART NAME and DESCRIPTION
		CYL.	C.I.D.		C/M	C4		
7E055 BEZEL and LENS ASSY. - TRANSMISSION COLUMN SHIFT SELECTOR								
68	A	6&8	All	1	1	1	C8AZ 7E055-B	#Black-paint to match
68/69	B,X	6&8	All		1	1	C8OZ 7E055-A	#Black-paint to match
70	B	6&8	All	1	1	1	D0OZ 7E055-BA	#Black
				1	1	1	D0OZ 7E055-EA	#Blue
				1	1	1	D0OZ 7E055-AA	#Ginger
				1	1	1	D0OZ 7E055-DA	#Nugget Gold
				1	1	1	D0OZ 7E055-FA	#Ivy Green
				1	1	1	D0OZ 7E055-CA	#Red
71	B(exc. P/C & Fleet)	6&8	All	1	1	1	D1OZ 7E055-C	#Black
				1	1	1	D1OZ 7E055-B	#Blue
				1	1	1	D1OZ 7E055-A	#Ginger
				1	1	1	D1OZ 7E055-E	#Gold
				1	1	1	D1OZ 7E055-D	#Green
71/	B(P/C & Fleet)- "Before 11/15/71"	6&8	All		1	1	D1OZ 7E055-F	#P R N D S-#Black
72	B(P/C & Fleet)- "From 11/15/71"	6&8	All		1	1	D2OZ 7E055-C	#P R N D S-#Black
72	B(exc. P/C & Fleet)	6&8	All		1	1	D2OZ 7E055-B	#Black-paint to match
70	P(w/o locking column)	6	All	1			D0DZ 7E055-A	#P R N D 2 1-#Black-paint to match
				1			D0DZ 7E055-F	#P R N Hi 2 1-#Black-paint to match
70	P(w/locking column)	6	All		1		D0DZ7E055-GA	#P R N Hi 2 1-#Black-paint to match
70/72	P(w/locking column)- "Before 11/8/71"	6&8	All		1		*D0DZ 7E055-HA	#P R N D 2 1-#Black-paint to match - r/b D2DZ 7E055-A (10/74)
72	P "From 11/8/71"	6&8	All		1		D2DZ 7E055-A	#Black-paint to match
68/69	S	8	All			1	C8SZ 7E055-A	#Black-paint to match
70	S-fixed wheel	8	All			1	D0SZ 7E055-BA	#Black
						1	D0SZ 7E055-AA	#Blue
						1	D0SZ 7E055-EA	#Ginger
						1	D0SZ 7E055-DA	#Nugget Gold
						1	D0SZ 7E055-FA	#Ivy Green
						1	D0SZ 7E055-CA	#Red
						1	D0LY 7E055-AA	#Tobacco
71/	S-fixed wheel	8	All			1	D1SZ 7E055-B	#Black
						1	D1SZ 7E055-C	#Blue
						1	D1SZ 7E055-A	#Ginger
						1	D1SZ 7E055-D	#Green
						1	D1SZ 7E055-F	#Gold
						1	D1SZ 7E055-E	#Red
						1	D0LY 7E055-AA	#Tobacco
7B071 SPRING - TRANSMISSION CONTROL SELECTOR LEVER PLUNGER								
65/66	A (column shift)	6&8	All	1	1	1	C2OZ 7B071-A	1 1/4" free length-10 coils
65	B (column shift)	6&8	All			1		
65	S (column shift)	8	All	1				
67/68	A	6&8	All	1	1	1	C5SZ 7B071-A	1 1/8" free length-8 1/2 coils
66	S	8	All	1		1		
66	B,X	6&8	All			1		
69/70	A,B,S,X	6&8	All	1	1	1		Fixed wheel
70	P	6	All			1		
71/	A,B,P,S	6&8	All	1	1	1		Fixed wheel
65/66	A(console shift)	8	All	1	1	1	C5AZ 7B071-A	2 13/16" free length-75 coils
67/68	B,X	6&8	All			1	C7OZ 7B071-A	1 3/16" long-9 1/2 coils
67/68	S	8	All			1	C7SZ 7B071-A	1 3/16" long-12 coils
69/	A,S	6&8	All	1	1	1		Tilt wheel
65	X	6&8	All			1	C0DZ 7B071-A	1 5/16" long-14 coils
7C072 CLIP - TRANSMISSION VACUUM TUBE-unless listed improvise								
65	B,X	6&8	All			1	C1DD 7C072-A	

Identification Marking

YEAR	MODEL	ENGINE		QUANTITY			PART NUMBER	PART NAME and DESCRIPTION
		CYL.	C.I.D.	C/M	C4	C6		
7C078 WIRING - TRANSMISSION NEUTRAL SWITCH								
65/66	A-floor shift	8	All	1	1	1	C5AZ 7C078-A	
66/69	A-column shift	6&8	All	AR	AR	AR	★	Improvise from No. 16 electrical wire
66	S	8	All	1			★C6SZ 7C078-A	
66	S	8	All			AR	★	Improvise from No.16 electrical wire
7E083 RETAINER - TRANSMISSION COLUMN SHIFT SELECTOR LEVER SOCKET								
68/69	A,B,X	6&8	All	AR	AR	AR	C7SZ 7E083-A	
67/69	F,S	6&8	All		AR	AR		
70	P(non-locking column)	6	All		1			
7B084 TUBE - ENGINE TO TRANSMISSION VACUUM								
65/	A,B,F,P,S,X	6&8	All	AR	AR	AR	★	Cut to required length from 91 2269 (1/4" dia. -25 ft. long) bulk stock
7B085 CLIP - TRANSMISSION VACUUM TUBE RETAINING								
65/	A,B,F,P,S,X	6&8	All	AR	AR	AR	★	Dealer improvise
7B086-7 HOSE - ENGINE TO TRANSMISSION VACUUM TUBE - Improvise from Basic Group 17543 Bulk Tubing								
66/	A,B,F,S	8	All			1	376959-S(II191P)	Fitting-nipple & reducer (1/4" to 3/16" dia.)
70	S	8	All			AR	383017-S (II-106TA)	Tee-3 way hose
						AR	383018-S (II-106V)	Tee-4 way hose
						AR	383019-S (II-106VC)	Tee-5 way hose
7B086 CONNECTOR - ENGINE TO TRANSMISSION VACUUM TUBE FRONT								
68/70	B,F	8	390GT, 427, 428CJ			1	C8OZ 7B086-A	Elbow-5/16" dia. -6 1/2" x 1 1/4"
7B087 CONNECTOR - ENGINE TO TRANSMISSION VACUUM TUBE								
65/	A,F,L,S	6&8	All	AR	AR	AR	★C1AZ 7B087-E	1/2" dia. -2 1/8" long elbow (also used as load leveler valve to cylinder connector)-
65/	B	6&8	All		1	1		r/b D1ZZ 7B087-A (3/74)
70/71	P "Before 1/22/71"	6	All		AR			
71/	P "From 1/22/71"	6	All		AR		D1ZZ 7B087-A	7/16" dia. 4" long elbow
72	S	8	460			1		
69	F	6	250			1		
69/70	B,F	8	All	1			C9OZ 7B087-A	7/32" I.D. -7/16" O.D. -2" x 1 1/8" long elbow
71/	A,F	8	All	1				
71/	L	4	All		1			
72	B	8	351-2V	1				
70/	A,B,F	8	All			1	D0VY 7B087-A	Rear-7/16" dia., 1 1/2" x 1 1/8" elbow
72	S	8	All			1		
7B093 HOSE - TRANSMISSION OIL COOLER LINES								
65/66	S	8	All	1		1	C1VV 7B093-B	11/32" I.D. -39/64 O.D. -5" long
7B094-5 TUBE - ENGINE TO TRANSMISSION VACUUM - FRONT OR REAR - UNLESS LISTED IMPROVISE FROM BASIC GROUP 2269 BULK TUBING								
66/68	B,F	6	All		1		C6OZ 7B094-A	Approx. 21 1/2" long-includes rubber hose & 87945-S fitting
66/69	X	6	All		1			
71	F,P	6	All		1		D0ZZ 7B095-A	
65/	A,B,F,S,X	6&8	All	AR	AR	AR	87945-S(I23)	Fitting-tube connector nut-3/8" dia. - 5/8"-18 thread
				AR	AR	AR	87943-S(I21)	Fitting-tube connector nut-1/4" dia. - 7/16"-24 thread
7B097 LEVER - TRANSMISSION SELECTOR NEUTRAL SWITCH ACTUATING								
65/66	A	6&8	All	1			C3AZ 7B097-B	
67	A,B,S,X	6&8	All	1	1	1	C7AZ 7B097-B	
68/71	A-floor shift	6&8	All	1	1	1	C8AZ 7B097-B	
68/71	A,B,S,X-column shift	6&8	All	1	1	1	C8AZ 7B097-C	
69	A,B,S,X-column shift	6&8	All	1	1	1	C9AZ 7B097-A	
70	P	6	All		1			
65/66	S	8	All	1		1	C4VY 7B097-B	

YEAR	MODEL	ENGINE		QUANTITY			PART NUMBER	PART NAME and DESCRIPTION
		CYL.	C.I.D.	C/M	C4	C6		
7C102 SEAL - TRANSMISSION SELECTOR TUBE								
69/	A,B,F,P,S,X	6&8	All	1	1	1	C9AZ 7C102-A	1 5/8" I.D.-2 1/4" O.D.-1" wide
68	A,B,F	6&8	All			1	C8AZ 7C102-A	1 1/2" I.D.-2 1/8" O.D.-3/4" long
7B108 LINK ASSY. - TRANSMISSION KICK DOWN SHAFT ADJUSTING								
65	X	8	All			1	C4DZ 7B108-A	
65	X	6&8	All			AR	33796-S7(M61)	Nut-1/4"-28 (link to 7A187 rod)
7B108 LINK ASSY. - TRANSMISSION CONTROL SHAFT ADJUSTING								
67/68	A-floor shift	6&8	All		1	1	C7AZ 7B108-A	
69/71	A-floor shift	6&8	All		1	1	C9AZ 7B108-A	
65/66	A	6&8	All		1	1	354299-S(MM156)	Nut-5/16"-24-locking-(link to 7326 lever)
65/71	A	6&8	All		1	1	356383-S(XX362)	Washer-5/16" spring
67/71	A	6&8	All		1	1	382384-S4 (MM169U)	Nut-5/16"-24-locking (link to 7326 lever)
					1	1	372285-S8(XX165)	Washer-3/8" flat
7A110 INDICATOR - TRANSMISSION CONTROL SELECTOR								
68	A,B,S,X-fixed wheel	6&8	All		1	1	C8AZ 7A110-A	1 5/16" long-insert type
69/71	B, S, X-fixed wheel	8	All			1		
70/	P (column shift)	6&8	All			1		
72	B (column shift)	6&8	All			1		
69	A	6&8	All		1	1	C9AZ 7A110-A	4 1/16" long-bend is 1 11/16" high from straight bottom
70	A	6&8	All		1	1	D0AZ 7B053-A	Includes-cable, bracket, indicator & retainer
71	A(exc. P/C & Fleet)	6&8	All		1	1	D2AZ 7A110-C	Includes-cable, bracket, indicator & retainer
	A(P/C & Fleet)	6&8	All		1	1	D1AZ 7A110-C	Includes-cable, bracket, indicator & retainer -#PRNDS
72	A(exc. P/C & Fleet)	6&8	All		1	1	D2AZ 7A110-C	Includes-cable, bracket, indicator & retainer-#PRND21
	A (P/C & Fleet)	6&8	All		1	1	D2AZ 7A110-D	Includes-cable, bracket, indicator & retainer-#PRNDS
69/	F	6&8	All		1	1	C9ZZ 7A110-A	
71/	L (console shift)	4	All			1		
71/	P (console shift)	6&8	All			1		
72	B (console shift)	6&8	All			1		
67	S	8	All			1	C7SZ 7A110-C	
68/69	S-tilt wheel	8	All			1	C9AZ 7A110-B	
68	A-tilt wheel	6&8	All		1	1		
70/71	S-tilt wheel	8	All				D0SZ 7A110-A	
72	S	8	All			1	D2SZ 7A110-A	
7E111 INSULATOR - TRANSMISSION GEAR SHIFT SELECTOR TUBE								
67	A,S	6&8	All		1	1	C7SZ 7E111-A	
7E113 GUIDE - TRANSMISSION CONSOLE SHIFT SELECTOR LEVER								
67	A	6&8	All			1	C7AZ 7E113-A	4" long
7E114 SPRING - TRANSMISSION CONSOLE SHIFT SELECTOR SLIDE								
68/71	A	6&8	All		1	1	C8AZ 7E114-A	
7E116 APPLIQUE - TRANSMISSION CONSOLE SHIFT SELECTOR HOUSING								
67	A	6&8	All			1	C7AZ 7E116-A	8 1/8" long-2 5/8" wide
68/71	A	6&8	All			1	C8AZ 7E116-A	5 1/2" long-2" wide
7E130 SHIELD - TRANSMISSION SHIFT SELECTOR INDICATOR								
69/	F	6&8	All		1	1	C9ZZ 7E130-A	1" x 1 3/4" x 5/8"
71/	P	6&8	All			1		
72	B	6&8	All			1		
71/	L (console shift)	4	All			1	D1FZ 7E130-A	
7A133 BUSHING - TRANSMISSION CONSOLE SHIFT SELECTOR SHAFT								
65/66	A	8	All		2	2	C2AZ 7A133-A	
65	B	6&8	All			2		
67	A	6&8	All			2	C7AZ 7A133-A	1/2" I.D.
68/71	A	6&8	All		2	2	C8AZ 7A133-B	1 3/8" flange dia.-3/4" I.D.-15/16" long

Identification Marking

YEAR	MODEL	ENGINE		QUANTITY			PART NUMBER	PART NAME and DESCRIPTION
		CYL.	C.I.D.	C/M	C4	C6		
7A133 BUSHING - TRANSMISSION CONSOLE SHIFT SELECTOR SHAFT - continued								
66/70	B,X	6&8	All		2	2	C5ZZ 7A133-A	
71	B	6&8	All		2	2		
65/68	F	6&8	All		2	2		
69/71/71/72	F L P B	6&8 1 6&8 6&8	All All All All	2	2	2	C9ZZ 7A133-A	15/16" flange O.D. -5/8" I.D. -3/8" long
7E133 INSERT - TRANSMISSION CONSOLE SHIFT SELECTOR								
68/69	A	6&8	All		1	1	C8AZ 7E133-B1K	#Aqua
					1	1	C8AZ 7E133-B1A	#Black
					1	1	C8AZ 7E133-B1B	#Light Blue
					1	1	C8AZ 7E133-B2B	#Dark Blue
					1	1	C8AZ 7E133-B1G	#Ivy Gold
					1	1	C8AZ 7E133-B5G	#Nugget Gold
					1	1	C8AZ 7E133-B2U	#Parchment
					1	1	C8AZ 7E133-B2D	#Red
70	A	8	All		1	1	D0AZ 7E133-A	#Black
					1	1	D0AZ 7E133-E	#Blue
					1	1	D0AZ 7E133-C	#Ginger
					1	1	D0AZ 7E133-D	#Ivy Green
					1	1	D0AZ 7E133-B	#Red
71	A				1	1	D0AZ 7E133-A	#Black
7A134 JOINT - TRANSMISSION COLUMN SHIFT SELECTOR ROD BALL								
65	A-moveable column	6&8	All		1	1	C3AZ 7A134-A	
7E134 ACTUATOR - TRANSMISSION CONSOLE SHIFT SELECTOR								
68/71	A	6&8	All		1	1	C8AZ 7E134-A	
7B146 SPRING - TRANSMISSION KICK DOWN CONTROL SHAFT RETRACTING - Also refer to Carburetor Parts List								
65/69	A	6	All		1	1	C5AZ 7B146-D	2 11/16" free length
70/71	A	6	All		1	1	D0AZ 7B146-A	3 3/16" free length-22 coils
65/71	A	8	All		1	1	C5AZ 7B146-F	2" free length-14 1/2 coils. From 1971 use with Rochester carburetor
70/71	B, F	8	All		1	1		
71	L	4	All			1		
68/71	S	8	All			1		
71/	A, B, F, P, S	8	All		1	1	D1AZ 7B146-A	2" free length-11/32" dia. -14 3/4" coils-use with Ford & Holley carburetors only
69	B	6&8	All		1	1	C9OZ 7B146-A	3 11/16" free length-16 1/2 coils
69	X	6&8	All			1		
65	B	8	All			1	C4DZ 7B146-A	2 3/8" free length-22 1/2 coils
71/	B, F, P	6	All			1	D1ZZ 7B146-A	Approx. 6" free length-1/2" dia. -25 coils
66	B	6&8	All			1	C5AZ 7B146-F	2" free length
67/68	B	6&8	All			1	C5ZZ 7B146-A	3 11/16" free length
66/68	B	8	All			1	C6OZ 7B146-B	1 3/8" free length-6 1/2 coils
69	B	8	All			1	C9OZ 7B146-B	1 3/4" free length-15 1/2" coils
65/66	F	8	All			1	C5ZZ 7B146-B	5 13/16" free length
65	F	6	All			1	C5ZZ 7B146-A	3 11/16" free length
67/69	F	8	All			1		
66	F	6	All			1	C5AZ 7B146-F	2" free length-14 1/2 coils
67/69	F	"Before 5/15/69"	6	All		1	C5ZZ 7B146-A	
69/70	F	"From 5/15/69"	6	All		1	C9ZZ 7B146-A	6 1/2" free length
70	B, P	6	All			1		
65/67	S	8	All		1	1	C2SZ 7B146-B	3 1/8" free length-24 coils
65	X	"Before 11/16/64"	6	All		1	C4UZ 7B146-A	2 15/16" free length
65/67	X	"From 11/16/64"	6	All		1	C5ZZ 7B146-A	3 11/16" free length
67/68	X	8	All			1		
65/66	X	8	All			1	C4GY 7B146-A	
68/70	X	6	All			1	C5AZ 7B146-F	2" free length-14 1/2 coils

Identification marking
May, 1975

YEAR	MODEL	ENGINE		QUANTITY			PART NUMBER	PART NAME and DESCRIPTION	
		CYL.	C.I.D.		C/M	C4			C6
7C147 PLUG - TRANSMISSION SHIFT CONTROL ADJUSTING HOLE									
65/66	F	6&8	All			1	C5ZZ 7C147-B		
67/	F	6&8	All			1	1	C7ZZ 7C147-A	
71/	L, P	4,6,8	All			1			
72	B	6&8	All			1	1		
7E148 ROD - TRANSMISSION GEAR SHIFT HOUSING SELECTOR									
67/68	F	6&8	All			1	1	C7ZZ 7E148-A	
7E150 RETAINER - TRANSMISSION CONTROL SELECTOR BEZEL									
67/68	F	6&8	All			1	1	C7ZZ 7E150-A	
7B158 BRACKET - TRANSMISSION ACCELERATOR and KICK DOWN ROD									
65/66	S	8	All			1	1	*C4SZ 7B158-B Use with automatic throttle control	
						1	1	C4SZ 7B158-C Use without automatic throttle control	
7C168 STOP - TRANSMISSION SELECTOR SHAFT TO ACCELERATOR BELLCRANK									
65	X	6	All			1		C1DD 7C168-A 7/16" O.D. -1/4"-28 thread on I.D.	
						1		20309-S8(B150) Bolt-1/4"-28 x 1/2" (stop to rod)	
						1		34940-S7(X88) Lockwasher-1/4	
7E169 PLATE ASSY. - TRANSMISSION CONSOLE SHIFT SELECTOR OPENING COVER									
69/71	A	6&8	All			1	1	1	C9AZ 7B233-B
7C176 RETAINER - TRANSMISSION KICK DOWN LEVER SPRING									
65/71	B, X	6&8	All			AR	AR	*	Dealer improvise
69	F, X	6	170,200			1			C9ZZ 7C176-A
70	P	6	All			1			
71/	P	6	200			1			
69/	F	6	250			1			C9ZZ 7C176-B
70/	B	6	250			1			
71/	P	6	250			1			
67/	F	8	All			1	1	1	C7ZZ 7C176-A
7K177 KIT - TRANSMISSION AUXILIARY OIL COOLER									
68/72	A, B, F, P, S	8	All			1	1	1	C9AZ 7K177-A High capacity-w/automatic trans.
72	U-w/o A/C	8	302			1	1	1	
Consists of the following									
1-I. S.	4202	Installation sketch							4-C9AJ 8287-A Clamp assy. -hose or 37624-S
2-C9AJ	6K755-A	Connector - oil cooler adaptor							3-33795-S2 Nut-1/4"-20
1-C9AJ	7B093-A	Hose - transmission oil cooler							3-34805-S2 Lockwasher - 1/4"
1-C9AJ	7A095-A	Cooler assy. - transmission oil							3-358914-S2 Bolt-1/4"-20 x 7/8 carriage
3-C9AJ	7B146-A	Bracket-transmission oil cooler mounting							377757-S Clip
3-C9AJ	7B253-A	Clamp-transmission oil cooler filter							3-379872-S2 Screw-1/4"-20 x 5/8" self tap
72	A, B, F, P, S	8	All			1	1	1	D2OZ 7K177-A Economy unit-w/automatic trans.
Consists of the following									
1-I.S.	4203	Installation sketch							2-33795-S2 Nut - 1/4"-20
1-C9AJ	7B093-A	Hose-transmission oil cooler							2-34805-S2 Lockwasher-1/4"
1-D2OJ	7A095-AA	Cooler assy. -transmission oil							2-44722-S7 Flatwasher-1/4"
2-D2OJ	7B142-AA	Bracket-transmission oil cooler mounting							2-51768-S2 Bolt-1/4"-20 x 1/2"-self tap
2-D2OJ	7B253-AA	Clamp-transmission oil cooler filter							2-51030-S2 Bolt-1/4"-20 x 3/4"-hex
4-C8AJ	8287-A	Clamp assy. - hose							1-377757-S or 384349-S Clip
7A185 BELLCRANK ASSY. - TRANSMISSION ACCELERATOR									
- A -									
65/68	A	6	240			1	1		C5AZ 7A188-B (d)
69	A	6	All			1	1		C9AZ 7A188-A
70	A	6	All			1	1		D0AZ 7A185-F
71/	A	6	All			1	1		D1AZ 7A185-A (h)

YEAR	MODEL	ENGINE		QUANTITY			PART NUMBER	PART NAME and DESCRIPTION	
		CYL.	C.I.D.	C/M	C4	C6			
7A185 BELLCRANK ASSY. - TRANSMISSION ACCELERATOR - continued									
- B -									
65	B	8	All			1	C4OZ 7A185-A	(a,f)	
66/67	B	8	All			1	C6OZ 7A185-A	(b,f)	
68/69	B	8	All			1	C8OZ 7A185-K		
70	B	6	250			1	C9ZZ 7A185-B		
71/	B	6	250			1	D1ZZ 7A185-A	(h,j)	
66	B	8	390			1	★C6OZ 7A185-B	Not replaced	
67	B	8	390			1	C7OZ 7A185-A		
68	B	8	390-2B			1	C8OZ 7A185-L		
69	B	8	351	1					
68	B	8	390-4B 428CJ			1	C8OZ 7A185-M		
- F -									
65/66	F	8	All			1	C5ZZ 7A185-A	(a,f)	
69/70	F	6	200			1	C9ZZ 7A185-A		
69	F	6	250			1	C9ZZ 7A185-B		
71/	F	6	250			1	D1ZZ 7A185-A	(h,j)	
- P -									
70	P	6	170,200			1	C9ZZ 7A185-A		
70	P	6	250			1	D0DZ 7A185-D		
71/	P	6	250			1	D1ZZ 7A185-A	(h,j)	
71/	P	6	200			1	D1DZ 7A185-B		
- X -									
65	X	6	All			1	C4DZ 7A185-A	(c,f)	
65	X	8	All			1	C4GY 7A185-B	(b,f)	
70	X	6&8	200,302			1	C9ZZ 7A185-A		
								Attaching parts for bellcrank assembly	
								AR AR AR 20310-S(B48) (a) Bolt-5/16"-18 x 1/2" hex. hd.	
								AR AR AR 20326-S(B49) (b) Bolt-5/16"-18 x 5/8"	
								AR AR AR 20346-S(B50) (c) Bolt-5/16"-18 x 3/4"	
								AR AR AR 20345-S(B150A) (d) Bolt-1/4"-28 x 3/4"	
								AR AR AR 34806-S7(X64) (f) Lockwasher-5/16"	
								AR AR AR 34809-S8(X68) (g) Lockwasher-1/2"	
								AR AR AR 33921-S(M31) (h) Nut-1/4"-28 x 7/16"	
								AR AR AR 380502-S7-8 (BE207D) (h) Bolt-1/4"-28 x 3/4"	
								AR AR AR 42789-S(U10) (h) Screw & lockwasher-5/16"-18 x 3/4"	
								AR AR AR 20328-S(B76) (j) Bolt-3/8"-16 x 5/8"	
								AR AR AR 352358-S (NN127B) (j) Pin-cotter-1/16" x 61/64"	
7A185 BELLCRANK TRANSMISSION - COLUMN SHIFT SELECTOR									
- A -									
65/66	A	6&8	All		1	1	1	C5AZ 7A185-J (a)	
67	A	"Before 11/25/66"	6&8	All		1	1	1	C7AZ 7A185-C (a)
67/68	A	"From 11/15/66"	6&8	All		1	1	1	C7AZ 7A185-D (a)
69	A		6&8	All			1	1	C9AZ 7A185-A Includes 7341 bushings
69	A		6&8	All		1			C9AZ 7A185-B Includes 7341 bushings
70/	A		6&8	All		1			D0AZ 7A185-B
70/	A		6&8	All			1	1	D0AZ 7A185-A
- B -									
69	B	8	All		1				C9OZ 7A185-C
67	B	8	All			1			C7OZ 7A185-B (c)
68	B	6	All			1			C8OZ 7A185-J (c) -Use with C9OZ 7326-E
68/69	B	8	All			1			C8OZ 7A185-G (c) - Must use with C9OZ 7326-E for vehicles built before 10-2-67
69	B	6	All			1			
70/	B	6&8	250,302			1			D0OZ 7A185-A
68/69	B	8	All				1		C8OZ 7A185-H (c) -Use with C9OZ 7326-E
70/71	B	8	All				1		D0OZ 7A185-B
70/71	B	8	351	1	1				

YEAR	MODEL	ENGINE		QUANTITY			PART NUMBER	PART NAME and DESCRIPTION
		CYL.	C.I.D.		C/M	C4		
7A185 BELLCRANK - TRANSMISSION COLUMN SHIFT SELECTOR - continued								
- P -								
70	P	6	170,200			1	D0DZ 7A185-A	Includes 7341 bushing
70	P	6	250			1	D0DZ 7A185-C	
71/	P	6	200			1	D0DZ 7A185-A	
71/	P	6	250			1	D1DZ 7A185-C	
71/	P	8	302			1	D4DZ 7A185-C	
- S -								
65	S	8	All			1	C5SZ 7A185-A	
66	S	"Before 10/21/65"	8	All		1	★C6SZ 7A185-A	
66	S	"From 10/21/65"	8	All		1	C6SZ 7A185-B	
67	S		8	All		1	C7SZ 7A185-B	(a)
68/69	S		8	All		1	C8SZ 7A185-A	(a)
70/71	S		8	All		1	D0SZ 7A185-A	
- X -								
67	X	6	All			1	C7OZ 7A185-G	(c)
67	X	8	All			1	C7OZ 7A185-B	(c)
68/69	X	6	All			1	C8OZ 7A185-J	(c)-Use with C9OZ 7326-E
68/69	X	8	All			1	C8OZ 7A185-G	(c)-Must use with C9OZ 7326-E
								Attaching parts for bellcrank assembly
				AR	AR	AR	373162-S(BB563A)	(a) Bolt-3/8"-16 x 1 1/8" hex.hd.
				AR	AR	AR	375474-S(MM120B)	(a) Nut-3/8"-16 x 11/16"-round head
							AR AR 372158-S(BB572F)	(c) Bolt-3/8"-16 x 1 1/8"
							AR AR 373403-S(MM173J)	(c) Nut-3/8"-16 x 9/16"
7A185 SHAFT ASSY. - TRANSMISSION KICK DOWN CONTROL ROD								
69/	F	6	All			1	C9ZZ 7A185-B	Developed length approx. 13 1/2" long
70	B	6	All			1		
7A187 ROD - TRANSMISSION KICK DOWN CONTROL SHAFT - Also Refer to 7A187 cable assy.								
- A -								
66/68	A	6	240			1	C6AZ 7A187-C	Approx. 20" long (P/C & Fleet only)(g)
69	A	6	240			1	C9AZ 7A187-A	Approx. 21" long-#daub of White paint
70/	A	6	All			1	D0AZ 7A187-D	Approx. 21" long- Purple paint (f, p, r)
65/69	A	6	240			1	C5AZ 7A187-B	Approx. 20 3/4" long (exc. P/C & Fleet)(g)
70/	A	6	All			1	D0AZ 7A187-C	Approx. 21" long-#Blue paint (f, p)
65/69	A	8	289,302			1	C9AZ 7A187-D	Approx. 20" long-#daub of Gray paint- (exc. P/C & Fleet)(e, g, n)
66/68	A	8	289,302			1	C6AZ 7A187-D	Approx. 19" long-#daub of Yellow paint- (P/C & Fleet only)(e, g, n)
72	A	8	302			1	D0AZ 7A187-G	Approx. 18" long
69	A	"From 1/15/69"	8	302		1	C9AZ 7A187-C	Approx. 19" long-#daub of Black paint
70/	A		8	302		1	D0AZ 7A187-F	Approx. 18" long -#Black paint
69	A		8	351		1	D0AZ 7A187-A	Approx. 21" long-#daub of Red paint
70/	A		8	351W		1	D0AZ 7A187-H	Approx. 21" long (f, p)
71/	A		8	351C		1	D1AZ 7A187-E	
70/	A		8	351		1	D0AZ 7A187-B	Approx. 17" long-#Gray paint (f, p)
65/66	A		8	352		1	C5AZ 7A187-E	Approx. 20" long-#daub of Green paint- (e, g, n)
65/66	A (exc. P/C)		8	390		1	C5AZ 7A187-C	Approx. 20" long-#daub of Blue paint- Use with MX model transmission only
67/68	A		8	390		1		
65/66	A (P/C)		8	390		1	C5AZ 7A187-D	Approx. 20" long-#daub of Bronze paint- (e, g, n)
68/69	A		8	390		1	C8AZ 7A187-B	Use with FMX model transmission-approx. 19" long-#daub of Pink paint (e, g, n)
66/71	A		8	390-2B		1	C6AZ 7A187-B	Approx. 27 1/2" long-#daub of Orange paint (e, f, g, n, p)
66/71	A		8	390-4B, 428		1	C6AZ 7A187-A	Approx. 28 1/2" long-#daub of Brown paint- (e, g, n)
71/	A		8	400-2B		1	D1AZ 7A187-A	Approx. 26" long-#daub of Brown paint

Identification Marking

YEAR	MODEL	ENGINE		QUANTITY			PART NUMBER	PART NAME and DESCRIPTION
		CYL.	C.I.D.	C/M	C4	C6		
7A187 ROD - TRANSMISSION KICK DOWN CONTROL SHAFT - continued								
- A - continued								
69	A	8	429-2B			1	C9AZ 7A187-B	Approx. 19 1/2" long-#daub of Green paint
70/71	A	8	429-2B			1	C9AZ 7A187-E	Approx. 20" long (f,p)
69/71	A (exc. P/C)	8	429-4B			1	C8SZ 7A187-A	(f,p)
71	A (P/C)	8	429-4B			1	D1AZ 7A187-D	27" long (f,p)
- B -								
65/69	B	6	All			1	C5OZ 7A187-A	12 7/8" long-includes adjusting nut (f)
70	B	6	200,250			1	D0DZ 7A187-A	Approx. 15" long
71	B	6	250			1	D1ZZ 7A187-L	Approx. 23" long (f)
72	B	6	250			1	D2OZ 7A187-C	Approx. 25" long (r)
72	B	8	302	1			D2OZ 7A187-L	
70	B	8	302			1	DQOZ 7A187-B	Approx. 27" long
71	B	8	302			1	D1ZZ 7A187-A	Approx. 27" long-#daub of Yellow paint (f,p)
72	B	8	302			1	D2OZ 7A187-D	Approx. 27" long-#daub of Yellow paint
70	B	8	351-2B	1			D0OZ 7A187-B	Approx. 27" long-#Red paint
70	B	8	351-4-B	1			D0OZ 7A187-C	Approx. 27" long-#Blue paint
72	B	8	351-2B	1			D2OZ 7A187-G	Approx. 26 1/2" long-#daub of White & Blue paint
70	B	8	351			1	D0ZZ 7A187-B	Approx. 27 1/2" long
71	B	8	351			1	D1ZZ 7A187-C	Approx. 27" long-#daub of White paint (f,p)
72	B	8	351			1	D2OZ 7A187-A	Approx. 27" long-#daub of White paint
71	B	8	351-4B			1	D1OZ 7A187-E	Approx. 25 7/8" long-#daub of Red paint (f,p)
72	B	8	351-2B			1	D2OZ 7A187-J	Approx. 26" long-#daub of Blue & Black paint
72	B	8	351, 400			1	D2OZ 7A187-E	Approx. 27" long-#daub of violet paint
70	B	8	429-4B			1	D0OZ 7A187-A	Approx. 21" long
70	B	8	429 CJ			1	D0OZ 7A187-D	Approx. 18" long
70	B	8	429SCJ			1	D0OZ 7A187-E	Approx. 30" long
71	B	8	429			1	D1OZ 7A187-D	27 1/2" long-#daub of Pink paint (f,p)
72	B	8	429exc. P/C			1	D2OZ 7A187-E	Approx. 28" long-#daub of Brown paint
72	B	8	429P/C			1	D2OZ 7A187-F	Approx. 27" long-#daub of Silver paint
66	B	8	All			1	C6OZ 7A187-C	Approx. 7 3/4" long-includes trunnion (e,g)
67	B	8	All			1	C7OZ 7A187-A	Approx. 7" long-includes trunnion (e,g)
68	B	8	All			1	C8OZ 7A187-A	Approx. 7 1/8" long (e,g)
69	B	8	All			1	C9OZ 7A187-A	Approx. 7 13/16" long
- F -								
69	F(exc. GT 350)	8	All			1	C9ZZ 7A187-A	Approx. 17 1/2" long-#Black
69/70	F (GT 350)	8	351			1	C9ZZ 7A187-F	
70	F	8	351			1	D0OZ 7A187-C	Approx. 27" long-#Blue paint (f,p,q)
71	F	8	351-2B			1	D1ZZ 7A187-D	Approx. 27" long-#daub of Black paint
69	F	6	All			1	C9ZZ 7A187-E	Approx. 15" long
70	F	6	200,250			1	D0DZ 7A187-A	Approx. 15" long
71	F	6	250			1	D1ZZ 7A187-L	Approx. 23" long (f,q,r)
65	F	8	All			1	C5ZZ 7A187-A	Approx. 19 1/2" long (e,g)
69	F	8	All			1	C9ZZ 7A187-A	Approx. 17 1/2" long-#Black
70	F	8	302			1	D0DZ 7A187-B	Approx. 27" long
71	F	8	302-2B			1	D1ZZ 7A187-A	Approx. 27" long-#daub of Yellow paint (f,p,q)
70	F	8	351			1	D0ZZ 7A187-B	Approx. 27 1/2" long
69	F	8	All			1	C9ZZ 7A187-B	Approx. 20" long-#Silver
71	F	8	351-4B			1	D1ZZ 7A187-G	Approx. 19" long-#daub of Green paint (f,p,q)
70	F	8	428			1	D0ZZ 7A187-A	Approx. 28" long
71	F	8	429-4B			1	D1ZZ 7A187-H	Approx. 21" long-#daub of Pink paint (f,p,q)
71	F	8	429SCJ			1	D1ZZ 7A187-K	Approx. 19" long-#daub of Green paint (f,p,q)
- L -								
71	L	4	122			1	D1FZ 7A187-A	Approx. 22" long (f)

‡ Identification Marking

May, 1975

COPYRIGHT © 1975 —

FORD MOTOR
COMPANY

— DEARBORN, MICHIGAN

FINAL ISSUE

YEAR	MODEL	ENGINE		QUANTITY			PART NUMBER	PART NAME and DESCRIPTION
		CYL.	C.I.D.	C/M	C4	C6		
7A187 ROD - TRANSMISSION KICK DOWN CONTROL SHAFT - continued								
- P -								
70	P	6	170,200		1		D0DZ 7A187-A	Approx. 15" long
71/	P	6	200		1		D1DZ 7A187-A	Approx. 25 3/4" long-#daub of White paint (f,r)
70	P	6	250		1		D0DZ 7A187-C	
71/	P	6	250		1		D1ZZ 7A187-L	Approx. 23" long (f,r)
71/	P	8	302		1		D1ZZ 7A187-A	Approx. 27" long-#daub of Yellow paint (f,p)
- S -								
65/66	S	8	All		1		C5SZ 7A187-A	Approx. 16 3/8" long (g)
67	S	8	All			1	C6AZ 7A187-A	Approx. 28 1/2" long (g,n)
68/	S	8	All			1	C8SZ 7A187-A	Approx. 19" long (g,n)
72	S	8	400			1	D2SZ 7A187-A	Approx. 26" long-#daub of Blue paint
72	S	8	429,460			1	D2SZ 7A187-B	Approx. 27 1/2" long-#daub of White paint
- X -								
65	X	6	All		1		C5DZ 7A187-A	Approx. 18 1/2" long-includes adjusting nut (e,g)
65	X	8	All		1		C4GY 7A187-A	(e,g)
								Attaching parts for rod or rod assembly
				AR			97011-S(F1)	(a) Clevis-1/4"-28 x 2"
				AR	AR		44722-S(X19)	(b) Washer-flat-5/16" dia.
				AR	AR	AR	44719-S(X17)	(c) Washer-flat-1/4" dia.
				AR	AR	AR	351341-S(XX351)	(d) Washer-spring-5/16"
				AR	AR	AR	356249-S(XX349)	(e) Washer-spring-1/4"
				AR	AR	AR	97409-S(Q5A)	(f) Washer-"C" type-17/32"
				AR	AR	AR	353862-S(XX10)	(g) Washer-"C" type-1/2"
				AR	AR		72034-S(N45)	(h) Cotter pin-3/32 x 1"
				AR	AR		73879-S(N4)	(j) Pin-clevis-1/4" x 13/16"
				AR			★370579-S(NN50)	(k) Pin-grooved-1/4" x 3/4"
				AR	AR		33796-S(M61)	(l) Nut-1/4"-28
				AR	AR		373601-S(MM16)	(m) Nut-5/16"-24
				AR	AR	AR	380340-S(GG240)	(n) Clip
				AR	AR		383212-S(GG362)	(p) Clip
				AR	AR		351825-S(XX9)	(q) Clip
				AR	AR		380502-S(BB207D)	(r) Bolt-1/4"-28 x 1 1/4"
7A187 CABLE - TRANSMISSION KICK DOWN CONTROL								
66/68	B	6&8	All		1		C6OZ 7A187-B	10 1/4" long-includes trunnion
69	B	6&8	All	1	1			
66/69	X	6&8	All		1			
66/68	F	8	All		1	1		
67/68	F	6	All		1			
70	X	8	302		1			
65	F	"Before 11/16/64"	6	All		1	C5ZZ 7A187-C	11 1/4" long-includes trunnion
65	X		6	All		1		
65/66	F	"From 11/16/64"	6	All		1	C5ZZ 7A187-D	
69/70	F		6	All		1	C9ZZ 7A187-D	9 1/8" long-includes trunnion
70	B,P		6	All		1		
70	X		6	200		1	C9DZ 7A187-A	Approx. 11" long
65/70	B,F,X	6&8	All		1	1	44719-S(X17)	Washer-flat-1/4"
					1	1	356249-S(XX349)	Washer-spring-1/4"
					1	1	353862-S(XX10)	Washer-"C" type-1/2"
					1	1	97409-S(Q5A)	Washer-"C" type-17/32"
7A188 Refer to Group 7A185								
7E196 SPRING - TRANSMISSION CONTROL SELECTOR PIVOT								
70	A	6&8	All		1	1	D0AZ 7E196-A	15/16" free length-23 coils
72	S	8	All			1		
71/	A	6&8	All		1	1	D1AZ 7E196-A	1 1/4" free length-27 coils

Identification marking

YEAR	MODEL	ENGINE		QUANTITY			PART NUMBER	PART NAME and DESCRIPTION
		CYL.	C.I.D.	C/M	C4	C6		
7210 LEVER ASSY. - TRANSMISSION COLUMN SHIFT SELECTOR - Includes-Lever, knob, insulator & impact sleeve								
65/66	A	6&8	All	1	1	1	C5AZ 7210-A	(c)
67	A	6&8	All	1	1	1	C7AZ 7210-D	(c)
68/69	A-fixed wheel	6&8	All	1	1	1	C9AZ 7210-G	(d)
68	A-tilt wheel	6&8	All	1	1	1	C8MY 7210-A	(d)
69	A-tilt wheel	6&8	All	1	1	1	C9AZ 7210-E	
70/72	A-fixed wheel- "Before 6/1/72"	6&8	All	1	1	1	★D0AZ 7210-A	Includes 305073-S pin-r/b D3AZ 7210-A-(4/74)
72	A-fixed wheel- "From 6/1/72"	6&8	All	1	1	1	D3AZ 7210-A	
70/72	A-tilt wheel- "Before 6/1/72"	6&8	All	1	1	1	★D0AZ 7210-B	Includes 305086-S15 pin-r/b D3AZ 7210-B (4/74)
72	A-tilt wheel- "From 6/1/72"	6&8	All	1	1	1	D3AZ 7210-B	
65	B	6&8	All		1		C3OZ 7210-A	(b)
66	B	6&8	All		1	1	C6OZ 7210-B	(b)
67	B	6&8	All		1	1	C7OZ 7210-C	(b)
68/69	B	6&8	All	1	1	1	C9AZ 7210-G	(d)
70/71	B	6&8	All	1	1	1	★D0AZ 7210-A	Includes 305073-S pin-r/b D3AZ 7210-A-(4/74)
72	B	6&8	All	1	1	1	D3AZ 7210-A	
70	P (non-locking column)	6	All		1		C9AZ 7210-G	(d)
70/72	P (w/locking column) - "Before 6/1/72"	6&8	All		1		★D0AZ 7210-A	Includes 305073-S pin-r/b D3AZ 7210-A-(4/74)
72	P "From 6/1/72"	6&8	All		1		D3AZ 7210-A	
65/66	S	8	All	1		1	C5SZ 7210-A	(b)
67	S	8	All			1	C7SZ 7210-A	(d)
68	S-tilt wheel	8	All			1	C8SZ 7210-A	
69	S-tilt wheel	8	All			1	C9SZ 7210-B	
68/69	S-fixed wheel	8	All			1	C9AZ 7210-G	(d)
70/71	S-fixed wheel	8	All			1	★D0AZ 7210-A	Includes 305073-S pin-r/b D3AZ 7210-A-(4/74)
70/71	S-tilt wheel	8	All			1	★D0AZ 7210-B	
72	S-fixed wheel	8	All			1	D3AZ 7210-A	
72	S-tilt wheel	8	All			1	D3AZ 7210-B	
65	X	6&8	All		1		C4DZ 7210-B	(b)
66	X	6&8	All		1		C6OZ 7210-B	(b)
67	X	6&8	All		1		C7OZ 7210-C	(b)
68/70	X	6&8	All		1		C9AZ 7210-G	(d)
				1			305080-S(NN113)	Attaching parts for lever assembly to socket (a) Pin-1/4" x 1"
				1	1		357479-S(NN108)	(b) Pin-3/8" x 1"
				1	1	1	305066-S(NN109C)	(c) Pin-3/16" x 7/8"
				1	1	1	305086-S(NN108A)	(d) Pin-3/16" x 1 1/8"
					1	1	384714-S(NN109V)	(e) Pin-3/16" x 1"
					1		384715-S (NN109W)	(f) Pin-3/16" x 1 1/8"

YEAR	MODEL	ENGINE		QUANTITY			PART NUMBER	PART NAME and DESCRIPTION
		CYL.	C.I.D.	C/M	C4	C6		
7210 LEVER ASSY. - TRANSMISSION FLOOR or CONSOLE SHIFT CONTROL SELECTOR - Includes-Lever, rollers, pawl & cable assy.								
65/66	A	8	All	1	1	1	C5AZ 7210-E	Complete assembly (a)
				1	1	1	C5AZ 7210-F	Lever only (a)
67	A	6&8	All	1	1		C7AZ 7210-B	(b)
68/71	A	6&8	All	1	1	1	C8AZ 7210-H	R.H.-lever and shaft (c)
68/71	A	6&8	All	1	1	1	C9AZ 7210-H	L.H.-lever and pawl (c)
65	B	8	All		1		C2AZ 7210-L	(a)
66/67	B	6&8	All		1	1	C6OZ 7210-H	(a)
68/71	B	6&8	All	1	1	1	C8OZ 7210-B	(a)
72	B	6&8	All		1	1	D2OZ 7210-A	
65/66	F	6&8	All		1		C5ZZ 7210-H	(a)
67/68	F-floor shift	6&8	All		1	1	C7ZZ 7210-A	(a)
37/68	F-console shift	6&8	All		1	1	C7ZZ 7210-C	(a)
69/	F	6&8	All	1	1	1	C9ZZ 7210-C	
71/	L	4	All		1		D1FZ 7210-B	
71/	P	6&8	All		1		D1DZ 7210-A	
66	X	6&8	All		1		C6CZ 7210-H	(a)
								Attaching parts for lever assembly to lever support arm
				1	1	1	34370-S(M99)	(a) Nut-3/8"-24
					1	1	352358-S (NN127B)	(b) Pin-self-locking
					1	1	373403-S (MM173J)	(c) Nut-5/16"-18
7212 TUBE ASSY. - TRANSMISSION COLUMN SHIFT SELECTOR								
65/66	A-fixed column	6&8	All	1	1	1	C5AZ 7212-E	
35/66	A-moveable column	6&8	All	1	1	1	C5AZ 7212-D	
67	A	6&8	All	1	1	1	C7AZ 7212-A	
68	A-fixed wheel	6&8	All	1	1	1	C8AZ 7212-C	
68	A-tilt wheel	6&8	All	1	1	1	C8MY 7212-B	
69	A-fixed wheel	6&8	All	1	1	1	C9AZ 7212-B	28 3/8" long
69	A-tilt wheel	6&8	All	1	1	1	C9AZ 7212-E	26 1/8" long
70/	A-fixed wheel-includes heavy duty	6&8	All	1	1	1	D0AZ 7212-A	28 1/16" long
70/	A-tilt wheel	6&8	All	1	1	1	D0AZ 7212-E	25 5/16" long
65	B	6&8	All		1		C5OZ 7212-A	
66	B	6&8	All		1	1	C6OZ 7212-C	
67	B "Before 1/16/67"	6&8	All		1	1	C7OZ 7212-B	
67	B "From 1/16/67"	6&8	All		1	1	C7OZ 7212-C	
68	B	6&8	All		1	1	C8OZ 7212-B	
69	B	6&8	All	1	1	1	C9OZ 7212-C	
70/71	B	6&8	All	1	1	1	D0OZ 7212-D	27 1/8" long
72	B "Before 9/1/71"	6&8	All	1	1	1	D2OZ 7212-A	19 19/64" long
72	B "From 9/1/71"	6&8	All	1	1	1	D2OZ 7212-F	
70	P(non-locking column)	6	All		1		D0DZ 7212-A	25 1/2" long
70	P(w/locking column)	6	All		1		D0DZ 7212-C	24 15/16" long
71/	P	6&8	All		1			
65/66	S	8	All	1		1	C5SZ 7212-B	
67	S	8	All			1	C7SZ 7212-B	
68	S-fixed wheel	8	All			1	C8SZ 7212-B	
68	S-tilt wheel	8	All			1	C8SZ 7212-C	
69	S-fixed wheel	8	All			1	C9SZ 7212-A	28" long

YEAR	MODEL	ENGINE		QUANTITY			PART NUMBER	PART NAME and DESCRIPTION
		CYL.	C.I.D.		C/M	C4		
7212 TUBE ASSY.- TRANSMISSION COLUMN SHIFT SELECTOR - continued								
39	S-tilt wheel	8	All				1	★C9SZ 7212-B 24 9/16" long
70/	S-fixed wheel	8	All				1	D0SZ 7212-A 28 1/2" long
70/71	S-tilt wheel	8	All				1	D0SZ 7212-B 26 3/16" long
72	S-fixed wheel - "Before 9/1/71"	8	All				1	D2OZ 7212-A 19 19/64" long
72	S-fixed wheel- "From 9/1/71"	8	All				1	D2OZ 7212-F
72	S-tilt wheel- "Before 9/1/71"	8	All				1	D2SZ 7212-A 15 31/32" long
72	S-tilt wheel- "From 9/1/71"	8	All				1	D2SZ 7212-B
65	X	6&8	All				1	C4GY 7212-A
66	X	6&8	All				1	C6OZ 7212-C
67	X "Before 1/16/67"	6&8	All				1	C7OZ 7212-B
67	X "From 1/16/67"	6&8	All				1	C7OZ 7212-C
68	X	6&8	All				1	C8OZ 7212-B
69/70	X	6&8	All				1	C9OZ 7212-C
7212 TUBE ASSY. - TRANSMISSION CONSOLE SHIFT STEERING COLUMN INNER								
68	A-fixed wheel	6&8	All				1 1	C8AZ 7212-D
69	A-fixed wheel	6&8	All				1 1	C9AZ 7212-A 28 3/8" long
69	A-tilt wheel	6&8	All				1 1	C9AZ 7212-F 26 3/16" long
70/71	A-fixed wheel	6&8	All		1	1	1	D0AZ 7212-D 28 1/16" long
70/71	A-tilt wheel	6&8	All		1	1	1	D0AZ 7212-F 25 5/16" long
68	B	6&8	All				1 1	C8AZ 7212-D
69	B	6&8	All		1	1	1	C9OZ 7212-A 26 7/8" long
70/71	B	6&8	All		1	1	1	D0OZ 7212-C 27 1/8" long
72	B	6&8	All				1 1	D2OZ 7212-A 19 19/64" long
68	F-fixed wheel	6&8	All				1 1	C8AZ 7212-D
69	F-fixed wheel	6&8	All		1	1	1	C9ZZ 7212-A 28" long
69	F-tilt wheel	6&8	All				1 1	C9AZ 7212-F 26 3/16" long
70	F-fixed wheel	6&8	All		1	1	1	D0ZZ 7212-A 28 1/4" long
70	F-tilt wheel	6&8	All		1	1	1	D0ZZ 7212-B 25 3/16" long
71/	F-fixed wheel	6&8	All		1	1	1	D1ZZ 7212-A 27 29/32" long
71/	F-tilt wheel	6&8	All		1	1	1	D1ZZ 7212-B 25 21/32" long
71/	P	6&8	All				1	D1DZ 7212-A 25" long
7B212 BRACKET - TRANSMISSION NEUTRAL SWITCH ACTUATING PIN								
65	B	6&8	All				1	C2OZ 7B212-A
7213 KNOB - TRANSMISSION COLUMN SHIFT SELECTOR LEVER								
65/66	A	6&8	All		1	1	1	C5AZ 7213-A
67/	A	6&8	All		1	1	1	D3OZ 7213-A
66/	B	6&8	All		1	1	1	
70/	P	6&8	All				1	D3OZ 7213-A
65/66	S	8	All		AR		AR	Serviced in 7210 assembly only
67	S "Before 12/16/66"	8	All				1	C7SZ 7213-A
67/	S "From 12/16/66"	8	All				1	D3OZ 7213-A
66/70	X	6&8	All		1	1		D3OZ 7213-A

YEAR	MODEL	ENGINE		QUANTITY			PART NUMBER	PART NAME and DESCRIPTION
		CYL.	C.I.D.		C/M	C4		
7213 KNOB or 'T' HANDLE ASSY. - TRANSMISSION FLOOR OR CONSOLE SHIFT CONTROL SELECTOR LEVER								
65/67	A	6&8	All		1	1	1	★C5ZZ 7213-M Kit-"T" handle-r/b D3OZ 7213-B(3-74)- includes- (1) C8ZZ 7213-A "T" bar-#Chrome (1) of each C8ZZ 7C488-A & B buttons (2) 374985-S set screws
66/ 65/	B, X F	6&8 6&8	All All			1	1	★C8AZ 7213-S #Dark Blue-r/b D0AZ 7213-C(8/74) ★C8AZ 7213-R #Parchment-r/b D0AZ 7213-C(8/74) C8AZ 7213-M #Red
68/69	A	6&8	All		1	1	1	D0AZ 7213-C #Black
68/71	A	8	All		1	1	1	D0AZ 7213-C #Black
65	B	8	All			1		★C2AZ 7213-F Knob
68	B, F	6&8	All		1	1		★C8OZ 7213-C5G #Nugget Gold-r/b C8OZ 7213-C2G
68/69	B, F	6&8	All		1	1		C8OZ 7213-C1K #Aqua D0OZ 7213-D #Black C8OZ 7213-C1B #Blue C8OZ 7213-C1G #Light Gold C8OZ 7213-C1U #Parchment C8OZ 7213-C2D #Red C8OZ 7213-C1F #Saddle (brown)
69	B, F	6&8	All		1	1		C8OZ 7213-C2G #Dark Gold-"T" handle type
70	B, F	6&8	All		1	1	1	D0OZ 7213-D #Black D0OZ 7213-J #Blue D0OZ 7213-B #Ginger D0OZ 7213-H #Ivy Green D0OZ 7213-E #Red D0OZ 7213-D #Black
71/72	B	6&8	All		1	1	1	"Before 11/8/71" D0OZ 7213-D #Black
71/	F	6&8	All		1	1	1	
67	F	6&8	All		1	1	1	★C7ZZ 7213-C #Aqua C7ZZ 7213-A #Black ★C7ZZ 7213-E #Blue C7ZZ 7213-F #Gold C7ZZ 7213-D #Parchment C7ZZ 7213-G #Red C7ZZ 7213-B #Saddle
68/70	F(GT350/500)	8	All		1	1	1	★S8MS 7213-A
68/ 71/ 71/ 72	F L P B	6&8 4 6&8 6&8	All All All All		1	1	1	D3OZ 7213-B Kit-T-handle-includes (1) D3OA 7217-BA knob-chrome (1) D3OZ 7C488-A button (1) 383870-S100 screw
66/68	A, B, F	6&8	All		2	2	2	374985-S8(UU33K) Screw-No. 10-32 x 3/16" (handle to lever assembly)
69/	B, F	6&8	All			2	2	383870 -S100 (UU33Z) Screw-No. 10-32 x 1/2" (socket round)
7A213 DIAL - TRANSMISSION COLUMN SHIFT SELECTOR								
65/66	A	6&8	All		1	1	1	C5AZ 7A213-C
67	A	6&8	All		1	1	1	C7AZ 7A213-B
68	A-tilt wheel	6&8	All		1	1	1	C8MY 7A213-A
68	A-fixed wheel	6&8	All	AR	AR	AR		Refer to Groups 7E055 & 7B037
69/70	A	6&8	All	AR	AR	AR		Refer to Group 7B037
65	B	6&8	All			1		C4OZ 7B033-B
66	B	6&8	All			1	1	C6OZ 7A213-A
67	B	6&8	All			1	1	C7OZ 7A213-A
68/69	B	6&8	All		AR	AR		Refer to Groups 7E055 & 7B037
70	B	6&8	All		AR	AR		Refer to Group 7E055
65/66	S	8	All		1		1	C4SZ 7A213-C
67	S	8	All				1	C7SZ 7A213-A
68	S-tilt wheel	8	All				1	C8SZ 7A213-A #Black-paint to match
68/	S-fixed wheel	8	All				AR	Refer to Groups 7E055 & 7B037

* Identification Marking

YEAR	MODEL	ENGINE		QUANTITY			PART NUMBER		PART NAME and DESCRIPTION
		CYL.	C.I.D.		C/M	C4	C6		
7A213 DIAL - TRANSMISSION COLUMN SHIFT SELECTOR - continued									
69	S-tilt wheel	8	All			1	C9SZ	7A213-D	#Aqua
						1	C9SZ	7A213-E	#Black
						1	C9SZ	7A213-C	#Blue
						1	C9SZ	7A213-F	#Gold
						1	C9SZ	7A213-A	#Nugget
						1	C9SZ	7A213-G	#Red
70/	S-tilt wheel	8	All			1	D0SZ	7A213-F	#Aqua
						1	D0SZ	7A213-D	#Black
						1	D0SZ	7A213-C	#Blue
						1	D0SZ	7A213-B	#Ginger
						1	D0SZ	7A213-E	#Gray
						1	D0SZ	7A213-J	#Ivy Green
						1	D0SZ	7A213-H	#Nugget Gold
						1	D0SZ	7A213-G	#Red
						1	D0SZ	7A213-A	#Tobacco
65	X	6&8	All			1	C4OZ	7B033-B	
66	X	6&8	All			1	C6OZ	7A213-A	
67	X	6&8	All			1	C7OZ	7A213-A	
68/69	X	6&8	All			AR			Refer to Groups 7E055 & 7B037
70	X	6&8	All			AR			Refer to Group 7E055
7A213 DIAL - TRANSMISSION FLOOR or CONSOLE SHIFT SELECTOR - Also refer to Group 7A216									
65/66	A	8	All			1	C5AZ	7A213-D	
66	A	6&8	All		1	1	C6AZ	7A213-A	
67	A	6&8	All		1	1	C7AZ	7A213-C	
68	A	6&8	All		1	1	C8AZ	7A213-A	
69/71	A	6&8	All		1	1	C9AZ	7A213-A	5 1/8" x 1 3/16"
65	B	8	All			1	C4AZ	7A213-C	
66	B	6&8	All		1	1	C6OZ	7A213-C	Lettering P-R-N-D-L
66/67	B	6&8	All		1	1	C6OZ	7A213-D	Lettering P-R-N-D1-D2-L
68/71	B	6&8	All		1	1	C8OZ	7A213-A	
65/66	F-w/o console	6&8	All			1	C5ZZ	7A213-C	
65/66	F-w/console	6&8	All			1	C5ZZ	7A213-D	
69/70	F	6&8	All		1	1	C9ZZ	7A213-A	5 5/8" x 3/4"
71/	P	6&8	All			1			
71/	F	6&8	All		1	1	D1ZZ	7A213-A	
72	B	6&8	All			1			
71/	L	4	All			1	D1FZ	7A213-A	
66	X	6&8	All			1	C6OZ	7A213-C	Lettering P-R-N-D-L
7A216 INSERT - TRANSMISSION COLUMN SHIFT SELECTOR POSITION - continued									
- A -									
65/66	A-fixed column	6&8	All		1	1	C5AZ	7A216-B	(d)
65/66	A-moveable column	6&8	All		1	1	C5AZ	7A216-A	(d)
67	A-exc. P/C & Fleet	6&8	All		1	1	C7AZ	7A216-A	(d)
68	A-fixed wheel-exc. P/C & Fleet	6&8	All		1	1	C8AZ	7A216-D	(h)
68	A-tilt wheel- "Before 11/15/67"	6&8	All		1	1	C8MY	7A216-A	(g)
68	A-tilt wheel- "From 11/15/67 to 12/15/67"	6&8	All		1	1	C8MY	7A216-B	(g)
68	A-tilt wheel- "From 12/15/67"	6&8	All		1	1	★C8AZ	7A216-E	(g)
69	A-fixed wheel-exc. P/C & Fleet	6&8	All		1	1	C9AZ	7A216-A	#9F1, #9F2, #9F3
69	A-fixed wheel-P/C & Fleet	6&8	All		1	1	C9AZ	7A216-B	#9X1, #9X2, #9X3
69	A-tilt wheel	6&8	All		1	1	C9AZ	7A216-C	#FM9
‡ Identification Marking									

YEAR	MODEL	ENGINE		QUANTITY			PART NUMBER	PART NAME and DESCRIPTION
		CYL.	C.I.D.	C/M	C4	C6		
7A216 INSERT - TRANSMISSION COLUMN SHIFT SELECTOR POSITION								
- A -								
70/71	A-fixed wheel-exc. P/C & Fleet	6&8	All		1	1	1	★D0AZ 7A216-A R/b D3AZ 7A216-A (10/74)
70/	A-fixed wheel-P/C & Fleet	6&8	All		1		1	D0AZ 7A216-B
70/	A-tilt wheel	6&8	All		1	1	1	D0AZ 7A216-C
72	A-fixed wheel-exc. P/C & fleet	6&8	All		1		1	D3AZ 7A216-A
72	A-exc. fleet	6&8	All		1	1	1	D3AZ 7A216-A
- B -								
65	B	6&8	All			1		C5OZ 7A216-A (b)
66	B	6&8	All			1	1	C6OZ 7A216-A (f)
67	B	6&8	All			1	1	C7OZ 7A216-A (f)
68/69	B	6&8	All			1	1	C8OZ 7A216-B (h)
70/	B-exc. fleet	6&8	All		1	1	1	★D0AZ 7A216-A R/b D3AZ 7A216-A (10/74)
70/	B-fleet	6&8	All		1	1	1	D0AZ 7A216-B
- P -								
70	P(w/locking column)	6	All			1		★D0AZ 7A216-A R/b D3AZ 7A216-A (10/74)
71	P	6&8	All			1		
70	P(non-locking column)	6	All			1		D0DZ 7A216-B
72	P	6&8	All			1		D3AZ 7A216-A
- S -								
65/66	S	8	All		1		1	C6SZ 7A216-B (c) or (e)
67	S	8	All				1	C7SZ 7A216-A (g)
68	S-fixed wheel- "Before 12/15/67"	8	All				1	C8SZ 7A216-B (h)
68/69	S-fixed wheel- "From 12/15/67"	8	All				1	C8SZ 7A216-E (h)
68/69	S-tilt wheel	8	All				1	C8SZ 7A216-D (g)
70/71	S-fixed wheel	8	All				1	★D0AZ 7A216-A R/b D3AZ 7A216-A (10/74)
70/	S-tilt wheel	8	All				1	D0AZ 7A216-C
72	S-fixed wheel	8	All				1	D3AZ 7A216-A
- X -								
65	X	6&8	All			1		C5DZ 7A216-A (b)
66	X	6&8	All			1		C6OZ 7A216-A (f)
67	X	6&8	All			1		C7OZ 7A216-A (f)
68/69	X	6&8	All			1		C8OZ 7A216-B (h)
70	X	6&8	All			1		★D0AZ 7A216-A R/b D3AZ 7A216-A (10/74)
					1			Attaching parts for insert to 3511 socket
						1		51764-S(U366) (a) Screw-tapping-No.8-32
							1	50802-S(U150) (b) Screw-No.6-32
					1			52720-S(U380) (c) Screw-tapping-No.8-18
						1		42120-S(U248) (d) Screw-tapping-No.10-16 x 3/8"
					1	1		357456-S(UU43) (e) Screw-tapping-No.10-32
					1	1		52787-S(U367A) (f) Screw-tapping-No.10-16 x 1/2"
					1	1	1	50386-S(U119) (g) Screw-No.6-32 x 3/8"
					1	1	1	42014-S(U240) (h) Screw-tapping-No.10-12
7228 EXTENSION - TRANSMISSION COLUMN SHIFT SELECTOR LEVER SOCKET - LOWER								
67	F,S-tilt wheel	6&8	All		1	1		C7SZ 7228-B
68	A,F,S-tilt wheel	6&8	All		1	1		C8MY 7228-A
69	F,S-tilt wheel	6&8	All		1	1		C9ZZ 7228-A

Identification marking

YEAR	MODEL	ENGINE		QUANTITY			PART NUMBER	PART NAME and DESCRIPTION
		CYL.	C.I.D.		C/M	C4		
7228 SOCKET - TRANSMISSION COLUMN SHIFT SELECTOR LEVER								
65/67	A	6&8	All		1	1	1	C4AZ 7228-A
66/67	B, X	6&8	All				1	
68	A, B, S, X-fixed wheel	6&8	All		1	1	1	C8AZ 7228-C
69	B, S, X-fixed wheel	6&8	All		1	1	1	
70	P	6	All				1	Without locking shift control
68	A, S-tilt wheel	6&8	All		1	1	1	C8SZ 7228-A
69	S-tilt wheel	8	All				1	Sockets stamped 45271, use with C9AZ 7A110-B & C8AZ 7E248-A
69	A-fixed wheel	6&8	All		1	1	1	C9AZ 7228-B
69	A-tilt wheel	6&8	All		1	1	1	C9AZ 7228-C
70/	A-fixed wheel	6&8	All		1	1	1	D0AZ 7228-D
70/	A-tilt wheel	6&8	All		1	1	1	D0AZ 7228-C
65	B, X	6&8	All				1	C9TZ 7228-A
70/71	B, P, S-fixed wheel	6&8	All		1	1	1	D0OZ 7228-C
72	B, P-fixed wheel	6&8	All				1	With locking shift control
65/66	S	8	All		1		1	C6SZ 7228-A
67	S	8	All				1	C7SZ 7228-D
70/71	S-tilt wheel	8	All				1	D0SZ 7228-A
72	S-tilt wheel	8	All				1	D0AZ 7228-C
72	S-fixed wheel	8	All				1	D0AZ 7228-D
7B229 BRACKET - TRANSMISSION SELECTOR CABLE								
73	B	8	All		1			D2OZ 7B229-C
7B233 PLATE - TRANSMISSION SELECTOR LEVER OPENING - Also refer to Group 7E169								
65/71	F-w/o console	6&8	All		1	1		C5ZZ 7B233-A
65/66	F-w/console	6&8	All				4 4	52720-88(U380)
								Screw-tapping-No.8-18 x 3/8" (plate to 7A306 housing)
72	B(63R, 65D)-with console	6&8	All		1	1		D2OZ 7B233-B
7E234-5 BRACE - TRANSMISSION CASE TO ENGINE BLOCK								
71	A(P/C)	8	429					
70	S	8	All					
							1	D0VY 7E234-A R. H.
							1	C8LY 7E235-A L. H.
70	S	8	All				1	D0SZ 7E235-A 11 9/32" long-3/8"-16 bolt head
7241 SHAFT - TRANSMISSION CONSOLE SHIFT SELECTOR SUPPORT								
67	A-floor shift	6&8	All		1	1	1	C7AZ 7241-A
7246 INSULATOR - TRANSMISSION COLUMN SHIFT SELECTOR LEVER								
65	B, X	6&8	All				1	B8S 7246-A
71/	A, B, S	6&8	All		1	1	1	
70/	P	6	All				1	1" long-3/4" O.D. & 11/16" O.D. - 3/8" I.D. - Alternate with C2OZ 7246-A
71/	A, B, P, S	6&8	All		1	1	1	C2OZ 7246-A 1" long-3/4" O.D. - alternate with B8S 7246-A
65/	S	8	All		1		1	C5SZ 7246-A
69/	A	6&8	All		1	1	1	
7D246 CABLE - TRANSMISSION CONSOLE SHIFT SELECTOR LEVER LINKAGE - Includes Ball, threaded sleeve, cable and bushing								
65/66	A	8	All		1	1	1	C5ZZ 7D246-A 9" long-not including Ball length
65/	F	6&8	All				1 1	
71/	L	4	All				1	
71/	P	6&8	All				1	
72	B	6&8	All				1 1	
67	A	6&8	All		1	1	1	C7AZ 7D246-A 8" long-including Ball length
66/70	B, X	6&8	All				1 1	C6OZ 7D246-A 8 3/4" long-not including Ball length

Identification Marking

YEAR	MODEL	ENGINE		QUANTITY			PART NUMBER	PART NAME and DESCRIPTION
		CYL.	C.I.D.		C/M	C4		
7A247 SWITCH - TRANSMISSION CONTROL SELECTOR NEUTRAL - Also refer to Group 15520								
COLUMN SHIFT								
- A -								
65/66	A	6&8	All		1		C5AZ 7A247-C (SW-706)	(g)
65/66	A	6&8	All			1	C4AZ 7A247-C (SW-368)	Located on trans.
66	A	8	All			1	C6AZ 7A247-A (SW-549)	#C6AP 7A247-A-located on trans. assy.
67	A	6&8	All		1	1	C7AZ 7A247-D (SW-594)	(a)
68/69	A	6&8	All		1	1	●D1PZ 7A247-A (SW-868-A)	#C8AA 7A247-G1, G2, H, K1, K2, K3, L, #C9AA 7A247-A1, A2 or A3- with or without vacuum brake release-incl.- 7A097 actuating lever
68	A	6&8	All		1	1	●C8MY 7A247-A (SW-649)	#C8MA 7A247-H, J or K-with vacuum brake release-includes-7A097 actuating lever
69	A	6&8	All		1	1	C9MY 7A247-A (SW-867)	#C9MA 7A247-A1, A2 or B-with vacuum brake release (c)
70/	A (locking column)							Refer to Group 15520
- B -								
65/66	B	6&8	All			1	C4AZ 7A247-C (SW-368)	Located on trans.
66	B	8	All			1	C6AZ 7A247-A (SW-549)	#C6AP 7A247-A-located on trans.
67	B	6&8	All			1	C7OZ 7A247-D (SW-596)	(a)
68/69	B	6&8	All		1	1	D1PZ 7A247-A (SW-868-A)	#C8AA 7A247-L, #C9AA 7A247-A1, A2 or A3-incl. 1-C9AZ 7B097-A & I.S. 4202-A
70/	B(locking column)							Refer to Group 15520
- P -								
70	P(non-locking column)	6	All			1	D1PZ 7A247-A (SW-868-A)	#C8AA 7A247-L, #C9AA 7A247-A1, A2 or A3
70/	P(locking column)							Refer to Group 15520
- S -								
65/66	S	8	All			1	C6SZ 7A247-A (SW-783)	(d)
66	S	8	All			1	C6AZ 7A247-A (SW-549)	#C6AP 7A247-A-located on trans.
67	S	8	All			1	C7SZ 7A247-C (SW-641)	(d)
68	S-tilt wheel	8	All			1	C8SZ 7A247-A (SW-653)	#C8SA 7A247-E, F, G or H (g)
68	S-fixed wheel	8	All			1	C8MY 7A247-A (SW-649)	#C8MA 7A247-F, G, H, J, K (g)
69	S-fixed wheel	8	All			1	C9MY 7A247-A (SW-867)	#C9MA 7A247-A, B (c)
69	S-tilt wheel	8	All			1	C9SZ 7A247-A (SW-865)	#C9SA 7A247-A1, A2 or C (c)
70/	S(locking column)							Refer to Group 15520

● For 1968 only - refer to Special Service Letters No.47 & 47A dated 11/10/67 or Shop Tips dated August, 1968 (volume 6.No.12) for adjustment and installation procedure.

Identification Marking

YEAR	MODEL	ENGINE		QUANTITY			PART NUMBER	PART NAME and DESCRIPTION		
		CYL.	C.I.D.	C/M	C4	C6				
7A247 SWITCH - TRANSMISSION CONTROL SELECTOR NEUTRAL - continued - Also refer to Group 15520										
COLUMN SHIFT - continued										
- X -										
65/66	X	6&8	All			1	C4AZ 7A247-C (SW-368)	Located on trans.		
67	X	6&8	All			1	C7OZ 7A247-D (SW-596)	(a)		
68	X	6&8	All			1	1	D1PZ 7A247-A	#C8AA 7A247-L, #C9AA 7A247-A1, A2 or A3	
69/70	X(non-locking)	6&8	All			1		(SW-868-A)		
70	X(locking column)								Refer to Group 15520	
CONSOLE SHIFT										
- A -										
65/66	A	8	All			1		C5AZ 7A247-B (f)		
65/66	A	6&8	All			1		C4AZ 7A247-C (SW-368)	Located on trans.	
66	A	8	All				1	C6AZ 7A247-A		
67	A	8	All			1	1	C7AZ 7A247-E (SW-593)	(f)	
68/71	A	6&8	All			1	1	1	C8AZ 7A247-B (SW-654)	
- B -										
65/66	B	6&8	All			1		C4AZ 7A247-C (SW-368)	Located on trans.	
67	B	6&8	All			1	1	C7OZ 7A247-C (SW-595)	R.b C8OZ 7A247-A (10/74)	
68/72	B	"Before 12/1/71"	6&8	All		1	1	C8OZ 7A247-A (SW-687)		
72	B	"From 12/1/71 to 1/5/72"	6&8	All		1	1	D2OZ 7A247-A (SW-1059)		
72	B	"From 1/5/72"	6&8	All		1	1	D2OZ 7A247-B (SW-1059-A)		
- F -										
65/67	F	"Before 12/15/66"	8	All		1		C4AZ 7A247-C (SW-368)	Includes 30" wiring w/2 single head plugs	
67/69	F	"From 12/15/66"	6&8	All		1	1	C9ZZ 7A247-B (SW-877)	Includes 30" wiring w/1 dual plug- #C9ZP 7A247-A or B	
68/69	F	"Before 12/15/66"	8	All			1	C6AZ 7A247-A (SW-549)	Includes wiring w/2 single head plugs	
67	F	"Before 12/15/66"	8	All			1	C6AZ 7A247-A (SW-549)		
69/72	F	"Before 12/1/71"	6&8	All		1		C9ZZ 7A247-C (SW-903)	Located on shift control assembly- #C8ZP 7A247-A, #C9ZA 7A247-C, D	
72	F	"From 12/1/71 to 1/5/72"	8	All		1		D2ZZ 7A247-A (SW-903-A)		
72	F	"From 1/5/72"	8	All		1		D2ZZ 7A247-B (SW-903-B)		
70/	F		6&8	All			1	D1FZ 7A247-A (SW-1028)	#D1MP 7A247-AA	
70/72	F	"Before 12/1/71"	8	All			1	D0ZZ 7A247-B (SW-920)	Located on trans., #D0ZP 7A247-B	
72	F	"From 12/1/71"	8	All			1	D2ZZ 7A247-C (SW-1148)	Located on trans. #D2ZP 7A247-BA	
- L -										
71/72	L	"Before 12/1/71"	4	All			1	D1FZ 7A247-A (SW-1028)	#D1MP 7A247-AA	
72	L	"From 12/1/71"	4	All			1	D2ZZ 7A247-C (SW-1148)	Located on trans. #D2ZP 7A247-BA	

Identification Marking

YEAR	MODEL	ENGINE		QUANTITY			PART NUMBER	PART NAME and DESCRIPTION
		CYL.	C.I.D.	C/M	C4	C6		
7A247 SWITCH - TRANSMISSION CONTROL SELECTOR NEUTRAL - continued - Also refer to Group 15520								
CONSOLE SHIFT - continued								
- P -								
71/72	P	"Before 12/1/71"	6&8	All		1	D1FZ 7A247-A (SW-1028)	Mounted on trans. - #D1MP 7A247-AA
72	P	"From 12/1/71"	6&8	All		1	D2ZZ 7A247-C (SW-1148)	Located on trans. #D2ZP 7A247-BA
							AR AR AR 42127-S(U248C)	Attaching parts for switch assembly
							AR AR AR 52353-S(U303)	(a) Screw-tapping-No.10-12 x 1/2"
						2 2 2	40905-S(U258)	(b) Screw-tapping-No.10-12 x 5/8"
							AR AR AR 42120-S(U248)	(c) Screw-hex. washer. hd. -No. 10-24
							AR AR AR 42119-S(U246)	(d) Screw-tapping-No.10-16 x 3/8"
							AR AR AR 40918-S(U260)	(e) Screw-tapping-No.8-18 x 3/8"
							AR AR AR 50507-S(U151)	(f) Screw-tapping-No.10-24 x 1/2"
							AR AR AR 357456-S(UU43)	(g) Screw-pan hd. -No.8-32 x 3/8"
								(h) Screw-tapping-No.10-32 x 1/2"
7E248 COVER - TRANSMISSION COLUMN SHIFT SELECTOR SOCKET								
68/69	A,S-tilt wheel		8	All		1 1 1	C8SZ 7E248-A	
7E263 INSERT - TRANSMISSION CONSOLE SHIFT SELECTOR LEVER HANDLE								
68/71	A		6&8	All		2 2 2	C8AZ 7E263-A	
7E271 SHIELD - TRANSMISSION CONSOLE SHIFT SELECTOR HOUSING								
68/71	A		6&8	All		1 1 1	C8AZ 7E271-A	
69/71	F		6&8	All		1 1 1	C9ZZ 7E271-A	6 1/8" x 1 1/16"
71/72	P		6&8	All		1		
72	B		6&8	All		1 1		
71	L		4	All		1	D1FZ 7E271-A	
72	L		4	All		1	D2FZ 7E271-A	
7277 BOOT - TRANSMISSION CONSOLE SHIFT SELECTOR LINKAGE								
65	A		8	All		1 1	C5AZ 7277-A	
66	A		8	All		1 1 1	C6AZ 7277-A	
67/68	A		6&8	All		1 1	C7AZ 7277-A	
69/71	A		6&8	All		1 1 1	C9AZ 7277-B	
66/71	B,X		6&8	All		1 1	C6OZ 7277-B	
7E280 BRACKET - TRANSMISSION BELLCRANK MOUNTING - Refer to Group 7C431								
7D282 LEVER - TRANSMISSION CONSOLE SHIFT SELECTOR LEFT HAND SUPPORT								
68/71	A		6&8	All		1 1 1	C8AZ 7D282-A	
7E285 SHIELD - TRANSMISSION COLUMN SHIFT SELECTOR INDICATOR LAMP								
69	A, B, S, X-fixed wheel		6&8	All		1 1 1	C9OZ 7E285-A	
70	P		6	All		1		
7293 SPRING - TRANSMISSION COLUMN SHIFT SELECTOR STOP								
65	A,B		6&8	All		1 1	C2OZ 7293-B	1 1/8" free length-4 1/2 coils
65/66	S		8	All		1		
65	X		6&8	All		1	FDU 7293-A	1 1/2" free length-5 1/2 coils
7A296 BRACKET - TRANSMISSION ACCELERATOR BELLCRANK MOUNTING								
65/68	A		6	240		1 1	C5AZ 7A296-A	
69/70	A		6	240			7A296	Serviced in 7A185 accelerator bellcrank assy.
7E299 RETAINER - TRANSMISSION SELECTOR INDICATOR CABLE								
70/	A, S(tilt wheel)		6&8	All		1 1 1	D0AZ 7E299-A	
7C300 SPRING - TRANSMISSION SELECTOR LEVER REVERSE LOCKOUT RETURN								
65/67	A		6&8	All		1 1 1	C5ZZ 7C300-A	2 1/16" free length-27 coils
66/	B		6&8	All		1 1 1		
65/	F		6&8	All		1 1 1		
71/	L, P		4, 6, 8	All		1		
66/70	X		6&8	All		1 1 1		
68/	A		6&8	All		1 1 1	C8AZ 7C300-A	2 1/16" free length-12 coils

Identification marking

YEAR	MODEL	ENGINE		QUANTITY			PART NUMBER	PART NAME and DESCRIPTION
		CYL.	C.I.D.	C/M	C4	C6		
7E300 RETAINER - TRANSMISSION SELECTOR INDICATOR CABLE								
70/72	A-fixed wheel S-fixed wheel	6&8 8	All All	1	1	1	D0AZ 7E300-A	1/2" long w/serrations
7302 ARM and SUPPORT ASSY. - TRANSMISSION CONTROL SELECTOR LEVER								
65	A	8	352	1			C5AZ 7302-D	4 7/16" long
65	A	8	All		1			
65/66	A	8	390	1			C5AZ 7302-C	3 7/8" long
68/71	A	6&8	All	1	1	1	C8AZ 7302-A	
66/67	B	6&8	All	1	1	1	C6OZ 7302-D	
68/71	B	6&8	All	1	1	1	C8OZ 7302-A	
72	B	8	All	1	1	1	D2OZ 7302-A	
65/66	F	6&8	All		1		C5ZZ 7302-C	
67/68	F	6&8	All	1	1	1	C7ZZ 7302-A	
69/70	F	6&8	All	1	1	1	C9ZZ 7302-A	
71/72	F	6&8	All	1	1	1	D1ZZ 7302-A	
71/72	L	4	All		1		D1FZ 7302-A	
71/72	P	6&8	All		1		D1ZZ 7302-A	
65	X-column shift	6&8	All		1		C4DZ 7302-A	Includes 7341 insulator
66	X-floor shift	8	All		1		C6OZ 7302-D	
7A306 HOUSING - TRANSMISSION CONSOLE SHIFT SELECTOR								
65/66	A	8	All	1			C5AZ 7A306-B	(a)
67	A	6&8	All	1	1	1	C7AZ 7A306-A	(c)
68/71	A	6&8	All	1	1	1	C8AZ 7A306-B	
66	B	6&8	All	1	1	1	C6OZ 7A306-C	(b)
67	B	All	All	1	1	1	★C6AZ 7A306-E	
68/71	B	6&8	All	1	1	1	C8OZ 7A306-A	(c)
72	B	8	All			1	D2OZ 7A306-A	
65/66	F	6&8	All		1		C5ZZ 7A306-B	(a)
67/68	F-w/console	6&8	All	1	1	1	C7ZZ 7A306-A	(b)
67/68	F-w/o console	6&8	All	1	1	1	C7ZZ 7A306-B	(a)
69/70	F	6&8	All	1	1	1	C9ZZ 7A306-A	
71/72	F	6&8	All	1	1	1	D1ZZ 7A306-A	
71/72	L	4	All		1		D1FZ 7A306-B	
72	L	4	All		1		D2FZ 7A306-A	
71/72	P	6&8	All		1		D1ZZ 7A306-A	
66	X	6&8	All		1		C6OZ 7A306-C	
								Attaching parts for housing to cover plate or floor pan
				AR	AR	AR	20308-S(B40)	(a) Bolt-1/4"-20 x 1/2"-hex.hd.
				AR	AR	AR	34805-S(X62)	(a) Washer-1/4"
					AR	AR	20344-S(B42)	(b) Bolt-1/4"-20 x 3/4"-hex.hd.
				AR	AR	AR	371492-S(BB569)	(c) Bolt- & washer-1/4"-20 x 3/4"
					AR	AR	359294-S(BB574A)	(d) Bolt & washer-1/4"-20 x 1/2"
7E307 RETAINER - TRANSMISSION SELECTOR INDICATOR								
69	A	6&8	All	1	1	1	C9AZ 7E307-B	Includes-retainer, clip and nut assembly
7C309 PLATE - TRANSMISSION SELECTOR LEVER OPENING COVER FINISH								
65/66	F	6&8	All		1		C5ZZ 7C309-C	Without A/C-Black finish
					1		★C5ZZ 7C309-D	With A/C
					1		★C5ZZ 7C309-G	Without A/C-Wood grain finish
67	F	6&8	All	1	1	1	C7ZZ 7C309-B	
7C309 PLATE - TRANSMISSION CONSOLE SHIFT SELECTOR LEVER OPENING FLOOR PAN COVER								
66/67	B,X	6&8	All		1	1	C6OZ 7C309-A	
7323 SPACER - TRANSMISSION COLUMN SHIFT SELECTOR CONNECTING ROD ADJUSTMENT								
65/68	A	6&8	All	1	1	1	B9A 7323-A	
65	B,F,X	6&8	All	1	1	1		

YEAR	MODEL	ENGINE		QUANTITY			PART NUMBER	PART NAME and DESCRIPTION		
		CYL.	C.I.D.	C/M	C4	C6				
7325-6 ROD - TRANSMISSION MANUAL CONTROL SELECTOR CONNECTING										
COLUMN SHIFT										
- A -										
65	A	"Before 1/11/65"	6&8	All		1	1	C5AZ 7326-B	Approx. 4 3/8" long (e)	
65/66	A	"From 1/11/65"	6&8	All		1	1	1	C5AZ 7326-J	Approx. 5 11/16" long (e)
67	A		6&8	All		1	1	1	C7AZ 7326-D	Approx. 4 5/8" long
68	A		6&8	All		1	1	1	C8AZ 7326-B	Approx. 5 3/4" long
69/	A		6&8	All		1	1	1	C9AZ 7326-A	Approx. 6 1/2" long
- B -										
66	B		6&8	All			1		C6OZ 7326-J	Approx. 16 1/2" long (d,e)
67	B	"Before 1/16/67"	6&8	All			1		C7OZ 7326-B	Approx. 15 7/8" long (d,e)
67	B	"From 1/16/67"	6&8	All			1		C7OZ 7326-C	Approx. 4 1/2" long (d,e)
68	B	"Before 10/2/67"	6&8	All			1	1	★C8OZ 7326-C	(h)
68/69	B	"From 10/2/67"	6&8	All		1	1	1	C9OZ 7326-E	
70	B		8	351			1		D0OZ 7326-C	4" long
70/71	B		8	All		1		1		
70/71	B		6&8	250,302			1		D0OZ 7326-B	4" long
- P -										
70/	P		6&8	All			1		D0DZ 7326-A	Approx. 5 1/2" long
- S -										
68/69	S		8	All			1		C8SZ 7326-A	Approx. 4" long (c)
70/	S		8	All			1		D0SZ 7326-A	Approx. 4" long
- X -										
65	X		6&8	All			1		C4GY 7326-A	(a)
66	X		6&8	All			1		C6OZ 7326-J	Approx. 16 1/2" long (d,e)
67	X	"Before 1/16/67"	6&8	All			1		C7OZ 7326-B	Approx. 15 7/8" long (d,e)
67	X	"From 1/16/67"	6&8	All			1		C7OZ 7326-C	Approx. 4 1/2" long (d,e)
68	X	"Before 10/2/67"	6&8	All			1		★C8OZ 7326-C	(h)
68/69	X	"From 10/2/67"	6&8	All			1		C9OZ 7326-E	
FLOOR OR CONSOLE SHIFT										
- A -										
65/66	A		8	352			1		C5AZ 7326-E	(d,e)
65/66	A		8	390			1		C5AZ 7326-D	Approx. 19 3/4" long (d,e)
70/	A		8	All		1			D0AZ 7326-E	26" long
65/66	A		8	All			1		C5AZ 7326-C	Approx. 20" long (d,e)
67/69	A		6	All			1		C7AZ 7326-G	Approx. 22 1/2" long (h,e)
67/68	A		8	All						
69	A		8	All			1		C9AZ 7326-D	Approx. 25 1/2" long
70/71	A		8	All			1		D0AZ 7326-C	25 1/2" long
66	A		8	All				1	C6AZ 7326-A	Approx. 20" long (d,e)
67/68	A		8	All				1	C7AZ 7326-E	Approx. 23" long (h,e)
69	A		8	All				1	C9AZ 7326-E	
70/71	A		8	All				1	D0AZ 7326-D	24 1/2" long
- B -										
69	B		8	All			1		C9OZ 7326-A	17 1/2" long-#C9OA 7340-A
70	B		8	351-4B			1		D0OZ 7326-F	Approx. 20" long-#D0OA 7340-B
66/67	B		6&8	All			1		C6OZ 7326-A	Approx. 17 13/16" long (d,e)
68	B		6&8	All			1		C8OZ 7326-A	(d,e)
69	B		6&8	All			1		C9OZ 7326-B	17 7/8" long-#C9OA 7340-B
70	B		6&8	250,302			1		D0OZ 7326-G	Approx. 20" long-#D0OA 7340-A
71	B		6&8	All			1			
72	B		6&8	All			1		D2OZ 7326-D	17 1/2" long
66/67	B		8	All				1	C6OZ 7326-N	Approx. 18" long (d,e)
68/69	B		8	All				1	C8OZ 7326-B	Approx. 17" long (d,e)
70/71	B		8	All				1	D0OZ 7326-E	Approx. 19" long-#D0OA 7340-E
72	B		8	All				1	D2OZ 7326-C	Approx. 17 1/4" long-#Red paint daub

Identification marking

YEAR	MODEL	ENGINE		QUANTITY			PART NUMBER	PART NAME and DESCRIPTION
		CYL.	C.I.D.	C/M	C4	C6		
7325-6 ROD - TRANSMISSION MANUAL CONTROL SELECTOR CONNECTING - continued								
FLOOR OR CONSOLE SHIFT								
- F -								
70	F	8	All		1		D0ZZ 7326-D	Approx. 18" long-#D0ZA 7340-A
71/	F	8	All		1		D1ZZ 7326-A	Approx. 18 1/2" long-#Yellow paint daub
65/66	F	6&8	All			1	C5ZZ 7326-A	Approx. 17" long (d,e)
67/68	F	6&8	All			1	C7ZZ 7326-B	Approx. 17 1/4" long (d,e)
69	F	6&8	All			1	C9ZZ 7326-C	Approx. 17" long-#C9ZA 7326-D
70	F	6&8	All			1	D0ZZ 7326-B	Approx. 17 1/4" long #D0ZA 7326-B or #D0ZA 7340-C
71/	F	6&8	All			1	D1ZZ 7326-C	Approx. 18 1/2" long
67/69	F	8	All			1	C7ZZ 7326-A	Approx. 17" long (d,e)
70	F	8	All			1	D0ZZ 7326-C	Approx. 17" long-#D0ZA 7326-C or #D0ZA 7340-B
71	F	8	All			1	D1ZZ 7326-B	Approx. 18" long-#Red paint daub
72	F	8	All			1	D2ZZ 7326-A	Approx. 17 1/2" long-#Red paint daub
69	F	8	All		1		C9OZ 7326-A	17 1/2" long - #C9OA 7340-A
- L -								
71/	L	4	All			1	D1FZ 7326-A	Approx. 18" long-#Brown or Orange paint daub
- P -								
71/	P	6&8	All			1	D1DZ 7326-C	Approx. 17" long
- X -								
66/67	X	8	All			1	C6OZ 7326-N	Approx. 18" long (d,e)
66/67	X	6&8	All			1	C6OZ 7326-A	Approx. 17 13/16" long (d,e)
								Attaching parts for rod to transmission gear shift lever and/or control selector bellcrank
				AR	AR	AR	44722-S(X19)	(a) Washer-flat-5/16"
				AR	AR	AR	351341-S(XX351)	(a) Washer-spring-5/16"
				AR	AR	AR	72034-S(N45)	(a) Cotter pin-3/32"-1"
				AR	AR	AR	72015-S(N40)	(a) Cotter pin-1/16"-1"
				AR	AR	AR	33923-S(M32)	(b) Nut-5/16"-24
				AR	AR	AR	379930-S(MM173M)	(c) Nut-5/16"-18
				AR	AR	AR	354299-S(MM156)	(d) Nut-5/16"-24
				AR	AR	AR	356403-S(XX126)	(e) Washer-flat-5/16"
				AR	AR	AR	351341-S(XX351)	(e) Washer-spring-5/16"
				AR	AR	AR	352358-S(NN127B)	(e) Cotter pin-self-locking-1/16"
				AR	AR	AR	356383-S(XX362)	(f) Washer-spring-7/16"
				AR	AR	AR	34392-S(M93)	(g) Nut-5/16"-18
				AR	AR	AR	382384-S(MM169U)	(h) Nut-5/16"-24
				AR	AR	AR	374979-S(XX15D)	(j) "C" washer-5/16"
7E327 KEY - TRANSMISSION CONTROL SELECTOR LOCK BLANK								
68/69	A,B,S,X (column shift)	6&8	All		AR	AR	AR	C9AZ 7E327-A Fixed wheel
7D328 ROLLER ASSY. - TRANSMISSION CONSOLE SHIFT SELECTOR LEVER LOCK								
65/67	A	6&8	All		1	1	1	C5ZZ 7D328-A
65/	B,F	6&8	All				1	
65/70	X	6&8	All				1	
71/	L	4	All				1	
72	P	6&8	All				1	
7E328 PLUG - TRANSMISSION CONTROL SELECTOR LOCK								
68/69	A,B,S,X (column shift)	6&8	All		AR	AR	AR	C9AZ 7E328-A Fixed wheel
7E330 ROD - TRANSMISSION FLOOR SHIFT SELECTOR LOCK CONTROL								
70	A	8	All		1			D0AZ 7E330-D Approx. 12" long-#D0AA 7E330-D
						1		D0AZ 7E330-A Approx. 12" long-#D0AA 7E330-A
							1	D0AZ 7E330-B Approx. 13" long-#D0AA 7E330-F
71	A	8	All		1			D0AZ 7E330-D Approx. 12" long-#D0AA 7E330-D
						1		D1AZ 7E330-A Approx. 13" long-#D1AA 7E330-AA
							1	D0AZ 7E330-B Approx. 13" long-#D0AA 7E330-F

Identification marking

May, 1975

COPYRIGHT © 1975 —

FORD MOTOR COMPANY

— DEARBORN, MICHIGAN

FINAL ISSUE

YEAR	MODEL	ENGINE		QUANTITY			PART NUMBER	PART NAME and DESCRIPTION	
		CYL.	C.I.D.	C/M	C4	C6			
7E330 ROD - TRANSMISSION FLOOR SHIFT SELECTOR LOCK CONTROL - continued									
70	B	8	351	1			D00Z 7E330-A	Approx. 13 1/2" long-#D00A 7E330-E	
70/71	B	6&8	All		1		D00Z 7E330-B	Approx. 15" long-#D00A 7E330-F	
70/71	B	8	All			1	D00Z 7E330-C	Approx. 16 1/2" long-#D00A 7E330-C	
70	F	6&8	All	1			D0ZZ 7E330-E	Approx. 14" long-#D0ZA 7E330-R	
					1		D0ZZ 7E330-A	Approx. 15" long-#D0ZA 7E330-M	
71/	F	6&8	All	1			D0ZZ 7E330-D	Approx. 15 1/2" long-#D0ZA 7E330-N	
					1		D1ZZ 7E330-A	Approx. 13" long-#Yellow paint daub	
						1	D1ZZ 7E330-C	Approx. 13" long	
71	P	6	170,200			1	D1DZ 7E330-C	Approx. 16" long	
						1	D1DZ 7E330-D	Approx. 15 1/2" long-Red paint daub	
						1	D1DZ 7E330-F	Approx. 15 5/8" long-Red paint daub	
72	P	6	200			1	D1DZ 7E330-C	Approx. 16" long	
						1	D1DZ 7E330-F	Approx. 15 5/8" long-Red paint daub	
7C332 HOSE - TRANSMISSION OIL COOLER LINE									
65/67	A,B,F,X	6&8	All		AR	AR	AR	C3DZ 7C332-C	7 1/2" long-5/16" I.D.-1/2" O.D.-cut to required length
					1	1	1	C9AZ 8287-A	Clamp-1/2" dia.
7335 BUSHING - TRANSMISSION GEAR SHIFT TUBE									
72	B,S	6&8	All		1	1	D2OZ 7335-A	1 5/8" I.D.-1 57/64" flange dia.-1/2" wide	
7335 SLEEVE - TRANSMISSION CONTROL SELECTOR IMPACT									
65/66	S	8	All	1			B8S 7335-A		
7D340 CLIP - TRANSMISSION COLUMN SHIFT SELECTOR DIAL RETAINING									
65/66	A	6&8	All	1	1	1	C4AZ 7D340-A		
66/67	B,X	6&8	All		1	1			
7341 INSULATOR - TRANSMISSION CONTROL SELECTOR SHIFT ARM									
67	A (console shift)	6&8	All		1	1	C3MY 7341-A	7/16" I.D.-1/8" long at trans. lever	
65/71	B,F (floor or console shift)	6&8	All	AR	AR	AR			
67/70	A,S (column shift)	6&8	All	2	2	2	*C7SZ 7341-A	5/16" I.D.-11/32" long-r/b D4AZ 7341-A (2-74)	
67/70	B,X (column shift)	6&8	All	1	AR	AR		Also serviced in 7A185	
70	P	6	All		1				
70	F	6&8	All	AR	AR	AR			
71	A, B, F, S	6&8	All	AR	AR	AR			
72	A, B, F, L	6&8	All	1	1	1			
68/71	B (column shift)	6&8	All		1	1	C8OZ 7341-A	3/8" I.D.-3/8" long	
70/71	P	6	250		1			Also serviced in 7A185	
68/70	X	6&8	All		1				
71	L	4	All		1				
70/	F	6&8	All	1	1	1	D0ZZ 7341-A	5/16" I.D.-15/32" long-at lockout rod	
71/	P	6&8	All		1				
72	S	8	All			1	D2SZ 7341-A		
7341 BEARING - TRANSMISSION COLUMN SHIFT SELECTOR BELL CRANK									
67/	A,B,S	6&8	All	1	1	1	C7SZ 7341-B	7/16" I.D.-11/16" O.D.-13/32" long	
67/70	X	6&8	All		1				
71/	P	6&8	All		1				
66	S	8	All	1		1	C6SZ 7341-A		
7343 BUSHING - TRANSMISSION CONTROL SELECTOR ARM - Also refer to 7343 Kit									
65/68	A,S (column shift)	6&8	All	1	1	1	C2AZ 7343-A	5/16" I.D.-3/8" O.D.-3/8" long-nylon	
65/66	A (floor or console shift)	6&8	All	1	1	1	C2AZ 7343-B	3/8" I.D.-7/16" O.D.-3/8" long-nylon	
65/68	B,F,X	6&8	All		1	1			
69/	B,F,P	6&8	All	1	1	1			
67/71	A (console shift)	6&8	All	1	1	1	C7AZ 7343-A	3/8" I.D.-7/16" O.D.-3/16" long	
65/67	B,X (column shift)	6&8	All		1	1	C1AA 7343-B		
7343 BUSHING and INSULATOR KIT - TRANSMISSION CONTROL SELECTOR ARM									
65/66	A (console shift)	6&8	All	1	1	1	B9AZ 7343-A	Consists of-(1) insulator & (1) bushing	
65	B, F (console shift)	6&8	All		1				
65/66	S	8	All	1					
66	B, X (column shift)	6&8	All		1	1	C3TZ 7343-A	Consists of-(2) insulators & (2) bushings	
65	X (column shift)	6&8	All		1				

Identification marking

YEAR	MODEL	ENGINE		QUANTITY			PART NUMBER	PART NAME and DESCRIPTION
		CYL.	C.I.D.	C/M	C4	C6		
7346 ARM - TRANSMISSION CONTROL SELECTOR								
72	B,S	6&8	All		1	1	D2OZ 7346-A	9/64" thick-1 13/32" long-1" bend- "L" shaped-used for repair on lower end of 7212 tube assy.
7347 BEARING - TRANSMISSION CONTROL SELECTOR TUBE								
65/67	A	6&8	All		1	1	C9AZ 7347-G	2 3/16" dia.-3/32" gap at locator tabs- 5/8" wide
65	B,X	6&8	All			1		
65/67	S	8	All		1	1		
68	A,B,S,X-column shift	6&8	All		1	1	C8AZ 7347-A	Upper-2 1/8" dia.-1/2" long-open end- (3) locating tabs
68	A,B,X-fixed wheel	6&8	All		1	1	C8AZ 7347-B	Lower-1 3/16" dia.-1 5/16" long-closed type
68	A-tilt wheel	6&8	All		1	1		Lower
68	F,S	6&8	All		1	1		Lower
69/71	A,B,S	6&8	All		1	1	C9AZ 7347-C	Upper-2 3/16" dia.
69/70	F,P,X	6&8	All		1	1		
71/	P-column shift	6&8	All			1		
72	A,S	6&8	All		1	1		
68	A,B,F-floor shift	6&8	All			1	C7ZZ 7347-C	Upper-2 1/8" dia.-5/8" long-closed type- (3) locating tabs
69/72	A,P,S	6&8	All		1	1	D1AZ 7347-A	Lower-1 5/8" flange O.D. -1 3/8" I.D. - 1 5/8" long
69/70	F,X	6&8	All			1		
69/71	B	6&8	All		1	1		
72	F	6&8	All		1	1		
66/67	B,X	6&8	All		1	1	C7OZ 7347-A	2 1/8" dia.-5/8" wide
72	B-column shift- "Before 9/1/71"	6&8	All			1	*D2OZ 7347-B	2 1/8" O.D.-3" long - r/b D2OZ 7347-F (10/74)
72	B-column shift- "From 9/1/71 to 3/6/72"	6&8	All			1	D2OZ 7347-C	2 1/8" O.D.-3" long
72	B "From 3/6/72"	8	All			1	D2OZ 7347-F	
72	B-console shift- "Before 9/1/71"	6&8	All			1	D2OZ 7347-A	2 5/8" O.D.-2 1/4" long
72	B-console shift- "From 9/1/71"	6&8	All			1	D2OZ 7347-E	
71	F	6&8	All		2	2	D1ZZ 7347-A	7/16" wide
71/	P-console shift	6&8	All			1	C9AZ 7347-E	Upper-2 1/8" dia.
65	S	8	All		1		C4SZ 7347-A	
72	S "Before 3/6/72"	8	All			1	D2OZ 7347-C	2 1/8" O.D.-3" long
72	S "From 3/6/72"	8	All			1	D2OZ 7347-F	
7A347 RETAINER - TRANSMISSION COLUMN SHIFT SELECTOR LEVER PLUNGER								
65/	A,B,P,S,X	6&8	All		1	1	C0DF 7A347-A	
7D350 PLATE - TRANSMISSION CONTROL SELECTOR LEVER GUIDE								
65/66	F-w/console	6&8	All			1	C5ZZ 7D350-A	
7D351 SEAL - TRANSMISSION CONTROL SELECTOR DIAL								
69/70	F	6&8	All		1	1	C9ZZ 7D351-A	6 1/2" x 1" rubber
71/	P	6&8	All			1		
71/	F	6&8	All		1	1	D1ZZ 7D351-A	6 1/2" x 1" rubber
72	B	6&8	All			1		
65/68	F-w/o console	6&8	All			1	C5ZZ 7D351-A	
71/	L	4	All			1	D1FZ 7D351-A	
7353 SLEEVE - TRANSMISSION SELECTOR SHIFT ROD ADJUSTMENT								
70/71	A,B,F-console shift	6&8	All		1	1	D0OZ 7353-A	1 1/4" long-3/8" long from flange to pin hole(used at locking rod 7E330 end on column) (c)
71	P-console shift	6&8	All			1		
72	F,P	6&8	All		1	1		
66/67	A-column shift	6&8	All		1	1	C5AZ 7353-A	1 3/4" long-1/2"-20 thread at one end (a)
68/69	A	6&8	All		1	1		
65	B,X	6&8	All			1	B9AA 7353-B	1 11/16" long-1/2"-20 thread at one end
66/69	B,X	6&8	All			1	C1AA 7353-C	1 7/16" long-5/16"-24 thread at one end(b)
65/69	F	6&8	All			1		

YEAR	MODEL	ENGINE		QUANTITY			PART NUMBER	PART NAME and DESCRIPTION
		CYL.	C.I.D.		C/M	C4		
7353 SLEEVE - TRANSMISSION SELECTOR SHIFT ROD ADJUSTMENT - continued								
70/71	B-console shift	6&8	All	1	1	1	C9OZ 7353-A	1 3/8" long-15/32" long from flange to pin hole (used at 7326 rod end)(c)
70/	F	6&8	All	1	1	1		
71/	L	4	All		1		D1OZ 7353-A	1 3/8" long
72	B,P-console shift	6&8	All		1	1		
								Attaching parts for sleeve to rod
				1	1	1	33943-S8(M36)	(a) Nut-locking-1/2"-20
				1	1	1	34809-S8(X68)	(a) Lockwasher-1/2"
				1	1	1	354299-S(MM156)	(b) Nut-locking-5/16"-24
				1	1	1	372285-S(XX165)	(b) Washer-5/16"
							383098-S (MM173 TC)	(c) Nut-5/16"-18
7361 PLUNGER - TRANSMISSION COLUMN SHIFT SELECTOR LEVER								
65/	A,B,P,S,X	6&8	All	1	1	1	C0DF 7361-A	1 5/8" long
65	A,B,F,S	6&8	All	1	1		354861-S(XX137)	Spacer-13/32" I.D. -9/16" O.D.
7E363 BRACKET and CABLE - TRANSMISSION CONTROL SELECTOR								
72	S	8	All			1	D2SZ 7E363-A	
7C370 SEAL - TRANSMISSION CONTROL SELECTOR HOUSING								
69/70	F	6&8	All	1	1	1	C9ZZ 7C370-A	6" x 4 1/8" bolt pattern
65/68	F	6&8	All		1	1	C5ZZ 7C370-A	5 1/4" x 4 1/4"
71/	F, P	6&8	All	1	1	1	D1ZZ 7C370-A	7 13/16" long-4 7/8" wide-3/32" thick
72	B	6&8	All		1	1		
71/	L	4	All		1		D1FZ 7C370-A	6 15/32" x 5 5/8"
7A372 LEVER and BRACKET - TRANSMISSION KICKDOWN CONTROL								
66/67	B	8	All			1	C6OZ 7A372-A	
68/69	B	8	All			1	C8OZ 7A372-A	
65/69	F	6	All		1		C5ZZ 7A372-A	
7379 SPRING - TRANSMISSION CONTROL SELECTOR TUBE and ARM TORSION								
65	X	6&8	All		1		C0DF 7379-A	Approx. 2" free length-6 coils
65	B, X	6&8	All		1		376322-S(XX284B)	Washer-flat-1 1/2"
					1		376253(XX281F)	Washer-flat-1 7/16"
7D383 SLEEVE - TRANSMISSION CONTROL SELECTOR ARM								
72	S	8	All			1	D2SZ 7D383-A	23/32" long-5/8" wide-1/16" thick-hollow box design-# green-used to increase length of selector arm to actuate back-up light switch
72	S	8	All			1	D2SZ 7D383-B	23/32" long-5/8" wide-3/64" thick-hollow box design-# black-used to increase length of selector arm to actuate back-up light switch
7A394 LEVER ASSY. - TRANSMISSION DOWNSHIFT CONTROL								
65/68	A	6	240	1	1		D3TZ 7A394-A	
69/70	A	6	240				7A394	Serviced in 7A185 accelerator bellcrank assy.
7D394 HOUSING ASSY. - TRANSMISSION FLOOR SHIFT SELECTOR DIAL								
65/66	F	6&8	All			1	C5ZZ 7D394-D	
7E395 CABLE - TRANSMISSION SHIFT								
72	B	"Before 1/3/72"	6&8	All		1	D2OZ 7E395-A	Approx. 41 5/16" long
	B	"From 1/3/72"	6&8	All		1	D2OZ 7E395-J	
	B	"Before 5/1/72"	8	302, 351-2/B	1		D2OZ 7E395-H	
72	B	"Before 1/3/72"	8	All		1	D2OZ 7E395-B	
	B	"From 1/3/72"	8	All		1	D2OZ 7E395-F	
	B	"From 5/1/72"	8	302, 351-2/B	1		D2OZ 7E395-J	
72	S	"Before 1/3/72"	8	All		1	D2SZ 7E395-A	Approx. 41 3/4" long
	S	"From 1/3/72 to 5/29/72"	8	All		1	D2SZ 7E395-C	
	S	"From 5/29/72"	8	All		1	D2SZ 7E395-D	
72	B,S	6&8	All		2	2	384921-S100 (BB429WL)	Bolt-3/8"-16 x 1" hex washer hd.-(attach cable assy. to converter hsg.)

Identification marking

YEAR	MODEL	ENGINE		QUANTITY			PART NUMBER	PART NAME and DESCRIPTION
		CYL.	C.I.D.	C/M	C4	C6		
7B415 STUD - TRANSMISSION CONTROL SELECTOR CONNECTING ROD ADJUSTMENT								
67	S	8	All			1	C9AZ 7B415-A	
68	B,S,X	6&8	All			1		
69	A,B,S,X	6&8	All	1	1	1		
69	S	8	All			1		
70	X	6&8	All			1		
70	A,B,S,P	6&8	All		1	1	D0DZ 7B415-A	1 1/4" long-5/16"-18 thread at one end, 1/8" undercut at the other
70	A	6	240	1				
70	F	6&8	All	1	1	1		
71	A,B,F,P,S	6&8	All	1	1	1		
72	A,F,P	6&8	All	1	1	1		
72	B	6&8	All		1	1	D2OZ 7B415-A	1 3/4" long-3/4" flange dia. -5/16" - 18 thread one end-23/64" at the other
72	S	"Before 11/11/71" 8	All					
72	S	"From 11/11/71" 8	All			1	D2SZ 7B415-A	1 3/4" long-3/4" flange dia. -5/16"-18 thread one end
67/72	A,B,F,P,S,X	6&8	All					Attaching parts for stud to bellcrank assy.
				1			353862-S8(XX10)	Washer-"C" type-5/16"
				1			351341-S8(XX351)	Washer-spring-5/16"
				1	1		356482-S(XX370)	Washer-spring-5/16"
				1	1		356403-S(XX126)	Washer-flat-5/16"
				1	1		72016-S(N44)	Cotter pin
7C431 BRACKET - TRANSMISSION COLUMN SHIFT SELECTOR BELLCRANK MOUNTING								
- A -								
65	A	"Before 1/11/65" 6&8	240,289			1	C5AZ 7C431-A	(a,c)
65/68	A	"From 1/11/65" 6&8	240,289, 302	1	1		C7AZ 7C431-B	(e,f,h) or (b,c)
69/	A	6&8	240,302, 351	1			*C9AZ 7C431-A	(j)- R/b D4AZ 7C431-A (10/74)
69/	A	6&8	All			1		(j)
65/66	A	8	352,390	1			C5AZ 7C431-B	(a,c)
67/68	A	8	390	1			C7AZ 7C431-C	(e,f,h) or (b,c)
69	A	8	390	1			C9AZ 7C431-D	
66/68	A	8	390,428			1	C7AZ 7C431-D	(e,f,h) or (b,c)
69/70	A	8	390,428			1	C9AZ 7C431-B	(j)
69/70	A	8	429			1	C9AZ 7C431-C	(j)
71	A	8	390,400			1	D1AZ 7C431-A	
71	A	8	429			1	D1AZ 7C431-B	
72	A	8	All			1		
- B -								
68/69	B	8	390			1	C8OZ 7C431-A	(g)
68/69	B	8	428			1	C8OZ 7E280-A	(g)
70/71	B	8	351	1	1		D0OZ 7C431-A	(j)
70	B	8	All			1	D0OZ 7C431-B	(j)
71	B	8	351-4B			1	D1OZ 7C431-B	
71	B	8	429			1	D1OZ 7C431-A	
- P -								
70/	P	6	170,200			1	D0DZ 7C431-A	
70/	P	6	250			1	D0DZ 7C431-B	
- S -								
65/66	S	8	All	1			*C5SZ 7C431-A	(d,f)
66	S	8	All			1	C6SZ 7C431-A	(b,c)
67/69	S	8	390,428			1	C7SZ 7C431-A	(b,c)
68/69	S	8	429			1	C8SZ 7C431-A	(b,c)
70	S	8	All			1		(j)
71	S	8	All			1	D1SZ 7C431-A	

YEAR	MODEL	ENGINE		QUANTITY			PART NUMBER	PART NAME and DESCRIPTION
		CYL.	C.I.D.	C/M	C4	C6		
7C431 BRACKET - TRANSMISSION COLUMN SHIFT SELECTOR BELLCRANK MOUNTING - continued								
								Attaching parts for bracket to engine or converter housing
				2	2	2	20348-S(B77)	(a) Bolt-3/8"-16 x 3/4" hex.hd.
				2	2	2	20328-S(B76)	(b) Bolt-3/8"-16 x 5/8" hex.hd.
				2	2	2	34807-S(X66)	(c) Lockwasher-3/8"
				2			20366-S(B52)	(d) Bolt-5/16"-18 x 7/8" hex.hd.
				2	2	2	20346-S(B50)	(e) Bolt-5/16"-18 x 3/4" hex.hd.
				2	2	2	34806-S(X64)	(f) Lockwasher-5/16"
						2	371041-S(BB575B)	(g) Bolt & washer assy.-3/8"-16 x 7/8"
				1	1	1	356590-S(XX171)	(h) Washer-flat-3/8"
				1	1	1	56138-S4(B319V)	(j) Bolt-3/8"-16 x 3/4"-hex. washer hd.UBS
7A438 BUSHING - TRANSMISSION GEARSHIFT CABLE ADJUSTING								
72	B, S	6&8	All		1	1	1	D2OZ 7A438-A
7A440 BUSHING - TRANSMISSION KICK DOWN LEVER - Also refer to Group 7C484								
65	B, X	6&8	All			1		C4OZ 7A440-A
65	F	6	All			1		1/4" I.D.-5/16" O.D.-3/16" long-flange type
66/	B, X	6&8	All		1	1		C5ZZ 7A440-A
65	F	8	All		1	1		3/16" I.D.-5/16" O.D.-5/16" long
66/	F	6&8	All		1	1		
7E440 SWITCH - TRANSMISSION SPARK CONTROL								
72	B, F, P, S	6&8	All		1	1	1	D2AZ 7E440-A
72	L	4	All			1		
72	A (except 429P/C in Calif.)	8	All		1		1	Not required on 429 P/C in California
7A441 KIT - COLUMN MOUNTED TRANSMISSION CONTROL SELECTOR LOCK								
68/69	A, B, S, X (column shift-fixed wheel)	6&8	All		1	1	1	C9AZ 7A441-A
								Consists of - (1) lock, (2) spacers, (1) adapter, (1) bushing, (2) plugs, (2) keys, (4) screws & (1) installation sketch NOTE: Key C9AZ 7E327-A and plug C9AZ 7E328-A are also serviced separately
7C441 PAWL and ROD ASSY. - TRANSMISSION CONSOLE SHIFT CONTROL SELECTOR LEVER								
65	B	6&8	All			1		C3AZ 7C441-B
7C442 PAWL - TRANSMISSION CONSOLE SHIFT SELECTOR LEVER LOCKING								
65/67	A	6&8	All		1	1	1	C5AZ 7C442-A
66/69	B, X	6&8	All			1	1	
65/71	F	6&8	All			1	1	C5ZZ 7C442-A
70/71	B	6&8	All			1	1	
7C443 RETAINER - TRANSMISSION CONSOLE SHIFT SELECTOR LEVER PAWL								
65	B	6&8	All			1		C2AZ 7C443-A
7D443 BEZEL - TRANSMISSION CONSOLE SHIFT SELECTOR DIAL								
68/71	A	6&8	All		1	1	1	C8AZ 7D443-A
68/71	B	6&8	All			1	1	C8OZ 7D443-A
67/68	F	6&8	All			1	1	C7ZZ 7D443-C
						1	1	C7ZZ 7D443-B
69/70	F	6&8	All		1	1	1	C9ZZ 7D443-A
71/	P	6&8	All			4	4	52017-S2(U203)
								Screw-No. 8-18 x 5/8" tapping (bezel to hang-on floor shift only)
71/	F	6&8	All			1	1	D1ZZ 7D443-A
72	B	6&8	All			1	1	
71/	L-w/o luxury decor group	4	All			1		D1FZ 7D443-A
72	L-w/luxury decor group	4	All			1		D3FZ 7D443-A

YEAR	MODEL	ENGINE		QUANTITY			PART NUMBER	PART NAME and DESCRIPTION
		CYL.	C.I.D.	C/M	C4	C6		
7C444 SLIDE and INDICATOR ASSY. - TRANSMISSION CONSOLE SHIFT SELECTOR DIAL								
65	A	8	All	1	1		C5AZ 7C444-A	
66	A	6&8	All	1	1	1	C6AZ 7C444-A	
67	A	6&8	All		1	1	C7AZ 7C444-C	
7C445 SLIDE - TRANSMISSION CONSOLE SHIFT SELECTOR DIAL								
68/71	A	6&8	All	1	1	1	C8AZ 7C445-A	9 1/2" long-1/2" wide
66/67	B,X	6&8	All		1	1	C6OZ 7C445-A	8 1/2" long-1 1/8" wide
68/69	B	"Before 1/6/69"	6&8	All	1	1	C8OZ 7C445-A	
69/71	B	"From 1/6/69"	6&8	All	1	1	C9OZ 7C445-A	
65/66	F	6&8	All		1		C5ZZ 7C445-B	
67/68	F	6&8	All		1	1	C7ZZ 7C445-A	7 3/4" long-1 13/16" wide
7C448 RETAINER - TRANSMISSION CONSOLE SHIFT LEVER GUIDE PLATE								
68/69	B	"Before 1/6/69"	6&8	All	1	1	C8OZ 7C448-A	
69/	B	"From 1/6/69"	6&8	All	1	1	C9OZ 7C448-A	
7C449 PLATE - TRANSMISSION CONSOLE SHIFT SELECTOR LEVER GUIDE								
65	B	8	All		1		C2AZ 7C449-A	8 11/16" x 5"
65/66	A	8	All	3	3	3	40918-S(U260)	Screw-No.10-24 x 1/2" tapping (plate to 7A306 housing)
65	B	8	All		3		357456-S13(UU43)	Screw-No.10-32 x 1/2" tapping (plate to 7A306 housing)
7D462 RETAINER - TRANSMISSION CONTROL SELECTOR DIAL								
72	B,F,S	6&8	All	AR	AR	AR	D0MZ 7D462-A	
	F	6&8	All	1	1	1		
	S	8	All	7	7	7		
7C484 BUSHING - TRANSMISSION KICK DOWN LEVER and CONTROL ROD								
65/70	A	6&8	All	1	1	1	C4SZ 7C484-A	7/16" O.D.-1/4" I.D.-3/16" wide-flange
71/	A,S	6&8	All	2	2	2		
67/69	F	8	All		1	1		type
65/70	S	8	All	1		1		
67/69	F	6&8	All		2	2		Used as speed control bellcrank bracket shaft bushing
72	A	6&8	All	2	2	2		
71/	L	4	All		1			

YEAR	MODEL	ENGINE		QUANTITY			PART NUMBER	PART NAME and DESCRIPTION
		CYL.	C.I.D.		C/M	C4		
7C488 BUTTON ASSY. - TRANSMISSION CONSOLE SHIFT SELECTOR LEVER RELEASE								
65	B	8	All			1	C2AZ 7C488-A	Includes-spring, washer and snap ring
72	B	8	351-2B			1	C7ZZ 7C488-A	
65	F	6&8	All			1	★C5ZZ 7C488-A	L.H.-release button-2 3/16" long
						1	C5ZZ 7C488-B	R.H.-dummy-7/8" long
65/67	A	6&8	All	1	1	1	★C5ZZ 7C488-C	L.H.-release button-2 9/16" long-#Black -
66/67	B,X	6&8	All			1		r/b C5ZZ 7213-M
65/67	F	6&8	All			1		
				1	1	1	C5ZZ 7C488-D	R.H.-dummy-13/16" long
67	F	6&8	All			1	C7ZZ 7C488-A	L.H.-release button-2 9/16" long-#Chrome
68/	F	6&8	All	1	1	1	C8ZZ 7C488-B	L.H.-release button-#Black
							C8ZZ 7C488-A	R.H.-dummy-#Black
68/	B	8	351-2B	1	1			
68/	F	6&8	All	1	1	1	C8OZ 7C488-A	L.H.-release button-#Chrome
68/72	B	6&8	All-exc. 351-2B	1	1	1		
71/	L	4	All			1	C8ZZ 7C488-A	R.H.-dummy-#Black
71/	P	6	All			1		
72	B	6&8	All			1		
							C8ZZ 7C488-B	L.H.-release button
65	B	8	All			1	89447-S(U409)	Screw-1/4"-28 x 1/4" headless (retains button in handle)
65/69	A,B,F,X	6&8	All	1	1	1	374985-S(UU33K)	Screw-No.10-32 x 3/16" socket hd.(retains dummy button in handle assy.)
69/	B,F	6&8	All	1	1	1	383870-S100 (UU33Z)	Screw-No.10-32 x 1/4" socket head (retains dummy button in handle)
7C491 SPRING - TRANSMISSION CONSOLE SHIFT SELECTOR LEVER BUTTON RETURN								
65	B	8	All			1	C2AZ 7C491-A	
7C499 PLATE - TRANSMISSION CONTROL SELECTOR LEVER GUIDE UPPER								
65/66	F	6&8	All			1	C5ZZ 7C499-A	
						2	52726-S13(U381)	Screw-No.8-15 x 1/2" pan hd.(plate to 7B233 plate)

* Identification Marking